

Recent advances in innovative strategies for controlling microbial growth in food system:

a concise review

Michele Pellegrino¹, Jasper Okoro Godwin Elechi^{1,2}, Rosa Tundis¹, Roberta Pino¹, Stefania Marsico¹, Monica Rosa Loizzo^{1*}

¹Department of Pharmacy, Health and Nutritional Sciences, University of Calabria, Rende (CS), Italy; ²Department of Nutrition, Federal University of Pernambuco, Recife, Brazil

*Corresponding Author: Monica Rosa Loizzo, Department of Pharmacy, Health and Nutrition Science, University of Calabria, via P. Bucci, Edificio Polifunzionale, 87036 Rende (CS), Italy. Email: monica_rosa.loizzo@unical.it

Academic Editor: Prof. Mariella Calasso (SIMTREA) University of Bari, Italy

Cite as: M. Pellegrino et al. Recent advances in innovative strategies for controlling microbial growth in food system: a concise review, Italian Journal of Food Science, <https://doi.org/10.15586/ijfs.v37i3.3128>

© 2025 Codon Publications

OPEN ACCESS 

REVIEW ARTICLE

Abstract

Food preservation is a longstanding discipline encompassing traditional techniques such as sun drying, roasting, smoking, fermenting, and salting to maintain agricultural products. Current estimates indicate that one-third of agricultural product is lost to food deterioration, with 25% of the overall food loss ascribed to microbiological spoiling. Microbiological contamination of food can occur at several stages in the supply chain: during harvesting, post-harvest, processing, and storage at the point of sale. This results in an elevated risk of human exposure to harmful microbes. To address this issue, several creative solutions have been developed to restrict microbial development across the food supply chain. This review succinctly addressed the innovative strategies both non-conventional and emerging to control the growth of pathogenic microorganisms in food. The innovative strategies reviewed in this paper were broadly classified into technological and non-technological-based methods. These alternative technologies might markedly reduce processing period, conserve energy, and enhance food safety, ultimately helping the food sector. Nevertheless, some emerging technologies have garnered significant interest from researchers, food producers, and consumers; yet various hurdles must be addressed before to achieving full industrial and consumer acceptance. Issues such as antibiotic resistance and the identification of novel pathogens persist, underscoring the necessity for ongoing study and development in this domain.

Keywords: antimicrobial mechanism; emerging technologies; food system; high-pressure processing; hurdle processing; microbial contamination; non-conventional technologies; ohmic heating

Introduction

Food systems are intricate networks of actors and systems essential for the production and transformation of food from farm to table, ensuring its delivery to consumers, which significantly varies by location and temporal conditions. It encompasses all approaches involved in the transformative change to secure sustainable and nutritious food that promote the health of the society and

conserve planetary boundaries, especially within the one-health approaches to disease prevention (Elechi *et al.*, 2022). A common global approach is difficult to define as it is locality- and scale-dependent. However, irrespective of the approaches adopted, the common focus on food system transformation has revolved around four fundamental pillars: sustainably boosting the small farm holder in global south, transforming big industries in global north to adept to sustainable production practices, losing

less, and eating smarter (Elechi *et al.*, 2022). The focus of the present review is on the third pillar—losing less. A detrimental combination of circumstances results in food systems failing to satisfy the demands of significant portions of society, with around 783 million people experiencing chronic hunger globally, while up to 1.26 billion people might be nourished with the food that is lost and wasted yearly (World Food Programme [WFP], 2025). Therefore, to function efficiently, food systems require a comprehensive approach that integrates production, consumption, and other intermediary processes (Elechi, *et al.*, 2022).

Food safety is a crucial component of this integrated strategy and a vital result of the functioning of the agri-food system (Food and Agriculture Organization [FAO], 2023). Safe food is essential for improved health, food security, livelihoods, economic growth, commerce, and the international standing of any nation. Foodborne infections are presently impacting the global population, hindering socioeconomic progress and burdening healthcare systems. Unsafe food is detrimental to national economies, with low- and middle-income countries incurring around US\$95 billion in lost output annually (FAO, 2023).

Microorganisms are crucial to food safety, manufacturing, processing, preservation, and storage. Microorganisms, including bacteria, molds, and yeasts, are utilized in the creation of food and food components, such as wine, beer, baked products, and dairy products. The proliferation and contamination of spoilage and harmful microbes are regarded as primary contributors to food loss in contemporary times (Lorenzo *et al.*, 2018). Consequently, undesired microbial populations may proliferate during food preparation and storage, resulting in spoiling or rendering the food unfit for human consumption, thus increasing the risk of human illnesses (Yousef and Abdelhamid, 2019). Food loss because of spoilage or contamination impacts the food business and customers, resulting in economic losses and heightened hospitalization expenses, as indicated previously. Unsafe foods diminish both amount and quality of agricultural output, thereby impairing food supply and access for households reliant on their sale (Nwiyi and Elechi, 2022). Furthermore, the use of contaminated food elevates the risk of malnutrition and disease (Nwiyi and Elechi, 2022). Current estimates indicate that one-third of agricultural output is lost due to food deterioration, with 25% of the overall food loss ascribed to microbial spoiling (Cederberg and Sonesson, 2011; Nwabor *et al.*, 2022). Consequently, microbial-mediated food degradation is probably the predominant cause of food loss and waste in agricultural products. Absence of adequate preservation and storage facilities significantly exacerbates the global food security crisis (Nwabor *et al.*, 2022).

Despite substantial advancements in food preservation and processing science, the objective of attaining natural and unmodified food with optimal safety continues to be unattainable (Nwabor *et al.*, 2022).

Foodborne pathogens are bacteria that induce human illnesses through their virulence mechanisms, even at low infectious doses (Yousef and Abdelhamid, 2019). The dissemination of pathogenic microbes, microbial toxins, and other pollutants via food and beverages is a significant cause of disease and infection. Mortality and morbidity because of foodborne illnesses and intoxication are significant sources of economic loss (Nwabor *et al.*, 2022). The management of such microbes has progressed throughout human history to enhance food shelf-life and provide safer and more nutritious meals. Microbial control approaches primarily seek to suppress the proliferation of unwanted bacteria through the implementation of physical or natural antimicrobial treatments (Abdelhamid and El-DougDoug, 2020). Consequently, food preservation has been a fundamental technique throughout human history to guarantee a consistent food supply and avert wasting.

Food safety and quality are crucial in the food sector to satisfy customer expectations and comply with regulatory criteria (Vaishnav *et al.*, 2024). Food-processing procedures are essential for suppressing microbial growth, enzymatic activity, and chemical reactions that contribute to spoiling and deterioration (World Health Organization [WHO], 2021). Throughout history, several food-processing methods have been utilized to safeguard food against microbial degradation and prolong the shelf life of food items, all while preserving their nutritional value and sensory qualities (Smith, 2020; Vaishnav *et al.*, 2024). These strategies have progressed over time, according to technology improvements and food industry demands, providing effective solutions to reduce food waste, improve food security, and promote sustainable food production and distribution (Vaishnav *et al.*, 2024).

Recent years have witnessed substantial progress in the formulation of solutions for microbial control in food. The solutions encompass classic measures, such as antibacterial drugs and food-processing techniques, as well as novel ways using upcoming technologies, such as nanotechnology and gut microbiota (Herrera *et al.*, 2023). Ancient civilizations utilized various physical methods, such as sun-drying, roasting, smoking, fermenting, and salting, to preserve agricultural products. The emergence of science and technology led to the adoption of compounds with antibacterial and antioxidant capabilities as optimal food preservatives (Nwabor *et al.*, 2022).

Contemporary customers, influenced by scientific findings on the detrimental health effects of several

food preservatives, now prefer minimally preserved foods deemed wholesome and safe. Synthetic preservatives, such as butylated hydroxytoluene, butylated hydroxyanisole, sorbic acid, propyl gallate, and sodium nitrate, have been associated with cytotoxicity, immune response suppression, and genotoxicity (Nwabor *et al.*, 2022; Pandey *et al.*, 2014; Sarıkaya and Cakır, 2005; Winkler *et al.*, 2006). To meet the evolving preferences of consumers and guarantee their safety, numerous advancements in food science and technology have developed as alternative, effective, and secure methods for preserving food products and agricultural produce (Hernández-Hernández *et al.*, 2019; Khouryieh, 2021; Rifna *et al.*, 2019). The application of various food preservation procedures is recommended to improve food safety and prolong product's shelf-life (Leistner and Gould, 2002; Nwabor *et al.*, 2022; Singh and Shalini, 2016).

Regrettably, the optimal preservation approach faces significant demands, because the execution of good microbial control tactics in food presents several problems. Antibiotic resistance is a critical concern, as certain pathogenic bacteria have acquired resistance to standard antibiotic drugs, complicating their eradication. The identification and management of newly developed infections pose a continual challenge, because microorganisms adapt to novel strains with arousal of distinct features (Herrera *et al.*, 2023). The adoption of preservation techniques is contingent upon various factors, such as health implications, cost and energy requirements, length of shelf-life extension, efficacy in inactivating foodborne pathogenic and spoilage microorganisms and spores, impacts on nutritional and organoleptic qualities of food, timing, and adaptability (Nwabor *et al.*, 2022).

Consequently, considering the emergence of food system sustainability, circular economy, and One Health approaches to global health challenges, the pursuit of sustainable technologies for food processing persists to regulate microbial growth and maintain consumer safety. Several studies have been conducted to develop and assess strategies and technologies for controlling microbial growth and food spoiling, thus ensuring food quality and safety for consumer well-being. This research aims to elucidate fundamental ideas of new food technologies, emphasizing their practical implications for microbial development in relation to food safety and quality, based on recently published sources.

Literature Search Strategy

This paper employs a thorough review technique to present an extensive summary of the current advancements

and problems in control of microbial growth in food. The approach specifics are as follows:

Search platforms

The database employed for this study was constructed by querying the Scopus database from 2 February 2025 to 10 February 2025, considering publications from 2014 to 2025. The Scopus database was employed to get published papers because of its extensive coverage of contemporary publications and articles in the English language and scientific sciences. Additionally, the Google search engine was utilized to obtain valuable studies that may not be indexed in Scopus.

Keywords and search terms

A mix of keywords and Boolean operators was utilized. The search terms were enclosed in the Boolean operator (“”) to guarantee the retrieval of articles containing one or more of the precise keywords used in the search without modifications. Publications were obtained by a targeted search of keywords (“Microorganism in food processing,” “Food processing technologies,” OR “Microbial growth control”) in the “Topic” tab to identify publications containing these terms in the title, abstracts, and keywords. Retrieved publications were filtered to include only papers published within the recent decade (2014–2025). The selected range for this year was intended to get the most recent studies in the subject. The decade-long range enables the acquisition of sufficient papers to discern a thorough trend in the evolution and emphasis of publications within the discipline.

Criteria for inclusion and exclusion

Inclusion criteria: Papers published in peer-reviewed journals that addressed food-processing technology and innovation aimed at inactivating foodborne pathogens or surrogate microorganisms in food and agro-food products were included in this study.

Exclusion criteria: Studies not published in English, lacking significance to developments in microbial detection techniques, or not available in full text were eliminated.

The screening, selection, and data extraction method involved manually analyzing the acquired papers from the scientific database using a reference management application (Zotero version 6.2) to eliminate duplicates and irrelevant materials. Articles were evaluated according to their titles and abstracts to determine relevancy. Comprehensive evaluations were subsequently

performed to verify the congruence of the selected research with the aims of this review. Data pertinent to the research focus and control techniques were retrieved and synthesized to yield a full grasp of the subject.

This methodology facilitates a comprehensive examination, guaranteeing the incorporation of varied viewpoints and contemporary developments in the discipline. The technique prioritizes thoroughness and inclusion above the rigid procedural standards of a complete review (Abdelshafy *et al.*, 2025).

Microorganisms and Innovation in Food Processing

Microbial food processing utilizes bacteria to convert basic food into a value-added product. Furthermore, it entails transforming low-value, sometimes inedible, perishable natural resources into high-value and safe food items. Recently, microbial methods of food processing have attracted international interest as an effective means of food preservation and a significant supply of essential nutrients (Gholami-Shabani *et al.*, 2024). Consequently, advancements in microbial technology have transformed food sciences, facilitating the creation of novel food items and ingredients, enhancing food safety, and deepening the comprehension of gut microbiome interactions (Xia *et al.*, 2023).

Traditional food fermentation is an ancient method employed to preserve and alter foods via microbial activity. Microorganisms are essential in the manufacture of several foods, including dairy products (yoghurt and cheese), fermented vegetables (olives, pickles, and sauerkraut), fermented meats (salami), sourdough bread, and alcoholic drinks (Mazhar *et al.*, 2022; Xia *et al.*, 2023). Recently, the food industry has increasingly utilized microbes for the creation of chocolate, food coloring, preservation of fruits, vegetables, and meat, as well as for probiotics beneficial to human health. Various bacteria generate enzymes of nutritional significance, including microbial transglutaminase utilized in fish production (Mazhar *et al.*, 2022). Chinese liquor fermentation and yoghurt manufacture are among the most recognized traditional fermentation processes (Xia *et al.*, 2023). Advancements in microbial technology have enabled a deeper comprehension and manipulation of microbes, resulting in present and prospective advancements. The establishment of starting cultures represents a major advancement in microbial technology (Xia *et al.*, 2023). Shi *et al.* (2022) conducted a study on the yeast *Wickerhamomyces anomalus* Y-1, prevalent in Chinese liquor fermentation starters. The researchers employed genomic and transcriptomic analyses to identify genes implicated in flavor metabolism within this

yeast, discovering its production of various volatile compounds that enhance the aroma and flavor of Chinese liquor (Xia *et al.*, 2023). The microbial synthesis of food using synthetic biology is increasingly acknowledged as a sustainable and efficient method for enhancing food production (Arun *et al.*, 2023; Lv *et al.*, 2021). Synthetic biology facilitates the design and assembly of innovative biomolecular components, pathways, and networks that reprogram organisms to function as designed cellular factories (Khalil and Collins, 2010; Lv *et al.*, 2021). Hu *et al.* (2022) delineated a sustainable method for the production of isomaltulose, a non-cariogenic, slow-release carbohydrate, utilizing a genetically modified food-grade strain of *Corynebacterium glutamicum* (Xia *et al.*, 2023).

The metabolic alteration of microbial hosts for the production of nutraceutical compounds offers a remarkable alternative to chemical methods and extraction, enabling the synthesis of clean products under mild circumstances without the necessity for elevated heat and pressure (Luo *et al.*, 2015). Microbial engineering at metabolic level is an environmentally acceptable alternative to the chemical production of nutraceuticals. Microorganisms are more amenable to genetic modification than plants and have emerged as superior candidates for synthesizing plant-derived natural bioactive and other compounds (Madhavan *et al.*, 2023). Widely used microbial systems, such as *Escherichia coli* (*E. coli*) and *Saccharomyces cerevisiae*, have been engineered as adaptable cell factories for producing various nutraceuticals. Beekwilder *et al.* (2006) conducted the initial synthesis of resveratrol using yeast. The heterologous expression of 4-coumarate CoA ligase and stilbene synthase from tobacco and grapes in *Saccharomyces cerevisiae* led to the synthesis of resveratrol (6 mg/L) (Madhavan *et al.*, 2023). Subsequently, the microbial production of resveratrol has improved markedly by molecular biology techniques (Thapa *et al.*, 2019).

Food-Processing Strategies in Microbial Control

Food safety is a fundamental principle that has propelled the advancement of contemporary food processing. In recent years, there has been a significant demand for premium foods that preserve their inherent freshness and other sensory attributes (Ngadi *et al.*, 2012). The traditional tactics have been modified, and emergent strategies are examined briefly.

Conventional methods and limitations

Traditional techniques for microbial control mostly depend on refrigeration, thermal treatment, and/or chemical preservatives (Ngadi *et al.*, 2012). Despite the considerable effectiveness of these procedures, their

primary disadvantages are their impact on the freshness and nutritional content of processed food, in addition to their substantial energy requirements. Traditional heat processing of food items remains the most straightforward and efficient technique for averting microbiological deterioration. Nevertheless, it predominantly depends on convective and conductive heat transmission and is excessively cautious in guaranteeing microbiological safety, thereby frequently undermining product quality (Lee *et al.*, 2016). Excessive heat processing of food items often results in significant degradation of qualitative attributes, such as texture, color, flavor, and the degradation of bioactive components (Choi *et al.*, 2006). Conversely, traditional chemical antimicrobials have been utilized for several decades and sanctioned by numerous governments. Conventional chemicals employed in food preservation include, but are not limited to, sulphites and nitrites. Organic acids, including benzoic, sorbic, acetic, lactic, and propionic acids, are frequently utilized as conventional food preservatives (Abdelhamid and El-DougDoug, 2020). Nevertheless, conventional antimicrobials present some concerns, because some may provide health risks to humans (e.g., nitrites associated with cancer in young children), influence essential nutrients for consumers, or alter food flavor. Sulphite induces the breakdown of thiamine, a vital vitamin (Garcia-Fuentes *et al.*, 2015).

Emerging strategies

The drawbacks of conventional techniques resulted in the creation of several unique and inventive approaches to microbial control in food processing. The literature review identifies a diverse array of creative tactics employed in the control of microbial development in food. The tactics evaluated in this review are classified into two categories: non-technological antimicrobials and technological techniques. Non-technological antimicrobials include natural antimicrobial agents, bacteriophages, nanotechnology, and gut microbiota. Technological techniques primarily include microwave (MW) and radiofrequency (RF) heating, pulsed electric fields (PEFs), high-pressure processing (HPP), and ionizing radiation. Additional promising methods are ohmic heating (OH), UV light, and ozonation (Ngadi *et al.*, 2012). The subsequent sections offer a comprehensive examination of the present state-of-the-art applications, and problems associated with these unique technologies.

Non-Technological-Based Antimicrobials Strategies

Notwithstanding centuries of strategy development to avert foodborne infections, food safety continues

to be a substantial issue, despite several technology breakthroughs. Consumers are progressively pursuing minimally processed and organically preserved food alternatives. A possible strategy is food bio-preservation, which employs natural antimicrobials present in food that has a long history of safe eating, thus diminishing dependence on chemically synthesized food preservatives (Muthuvelu *et al.*, 2023).

Natural antimicrobial agents

Synthetic antimicrobial compounds are extensively employed to regulate microbial proliferation in processes and products within the food sector. Nonetheless, they have raised apprehensions over possible adverse consequences on human health and the environment as well as the emergence of antibiotic resistance (Sar *et al.*, 2023). Synthetic chemicals in the food business are formally controlled due to their excessive use and are banned in certain countries (Elshama, 2020). Consequently, there is a growing desire for natural antibacterial agents. Natural antimicrobials which impede microbial proliferation encompass conventional drugs, naturally derived antimicrobials, or biological preservation methods (e.g., helpful bacteria, bacteriocins, or bacteriophages). Naturally occurring food preservatives are predominantly organic and derived from natural sources. Naturally occurring antimicrobials encompass lysozymes, spices, essential oils, isothiocyanates, avidin, lactoferrin, phenolic compounds, and garlic oil (Abdelhamid and El-DougDoug, 2020; Davidson *et al.*, 2013; Raybaudi-Massilia *et al.*, 2009).

Plant-based antimicrobials

Enhancing nutritional content, inhibiting microbial deterioration, and prolonging the shelf life of food items are paramount in the food sector (Wang and Teplitzki, 2023). Interest in natural antimicrobials, which serve as alternatives to the typically favored synthetic compounds, is growing daily (El-Saber Batiha *et al.*, 2021). Natural plant-derived antimicrobials, including phenolics and organic acids, are becoming recognized as viable alternatives to traditional chemical antibacterial agents because to their safety (Vaou *et al.*, 2021).

Polyphenols possess one or more aromatic rings and one or more hydroxyl (-OH) groups, which confer their antibacterial characteristics (Bodie *et al.*, 2024; Santiesteban-López *et al.*, 2022). These phytochemical substances are categorized into extracts (typically hydrophilic, derived from aqueous extractions) and essential oils (lipophilic, produced by distillation or extraction using organic solvents) (Alirezalu *et al.*, 2020b; Santiesteban-López *et al.*, 2022). The utilization of food-processing by-products, such as olive oil, mill wastewater, along with fruit and

vegetable remnants (peels, seeds, and pomace), and diverse herbs, spices, and flowers (essential oils), is recognized for their natural antimicrobial properties because of their bioactive compounds (Balaban *et al.*, 2021, 2022; Plaskova and Mlcek, 2023; Sar and Akbas, 2023).

Extracts and powders from these plant-based products, exhibiting inherent antimicrobial properties, have been assessed for their ability to enhance the quality of bakery (El-Beltagi *et al.*, 2022), meat (Zaki *et al.*, 2022), and dairy products (El-Kholany *et al.*, 2022) as well as to prolong their shelf life (Sar *et al.*, 2023). These compounds have antibacterial capabilities that suppress the proliferation and viability of harmful microorganisms in food.

However, it is essential to isolate and purify secondary plant metabolites to validate their antibacterial properties and explore possible uses for creating healthier and more stable food products (Alirezalu *et al.*, 2020b; Bodie *et al.*, 2024; Santiesteban-López *et al.*, 2022). Moreover, employing plant extracts in lieu of directly incorporating plant powders offers several benefits. The extracts contain concentrated bioactive molecules, enabling them to demonstrate significant antimicrobial activity at reduced concentrations (Awad *et al.*, 2022), enhance the stability of antimicrobials, lower transport and storage expenses, standardize their composition, and simplify their application in food products (Bodie *et al.*, 2024; Santiesteban-López *et al.*, 2022). Nonetheless, polyphenol combinations exhibit more efficacy than individual compounds; hence, the use of plant extracts is more advantageous than that of singular components (Efenberger-Szmechtyk *et al.*, 2021).

Beetroot is a potential vegetable utilized for the extraction of important compounds. A study demonstrated the antibacterial efficacy of beetroot extract against *L. monocytogenes* in grilled pork (Gong *et al.*, 2022). The findings demonstrated that this extract induces apoptosis-like death in *L. monocytogenes* and exhibits significant promise as a natural antibacterial, particularly against *L. monocytogenes*, with log reductions of 0.27 and 0.84 at 1 MIC and 2 MIC doses, respectively (Santiesteban-López *et al.*, 2022). The authors attributed the bioactivity of beetroot extract to the reduction of intracellular adenosine triphosphate (ATP), leading to the dissipation of proton motive force components, membrane depolarization, depletion of reactive oxygen species (ROS), and DNA fragmentation in *L. monocytogenes* (Gong *et al.*, 2022). An extract from *Amaranthus tricolor* was evaluated for its antibacterial properties against *Staphylococcus aureus* and its potential use in reducing foodborne infections in cooked meat (Guo *et al.*, 2020). This extract demonstrated bioactivity against this pathogen (yielding a decrease of 0.5 to 1 log) and, as per the authors, harbors potential to serve as an exceptional biopreservative for ensuring the

safety of cooked pork (Santiesteban-López *et al.*, 2022). The antimicrobial activity mechanisms are attributed to the extract, which is abundant in alkaloids, polyphenols, terpenoids, and saponins, resulting in membrane depolarization, pH reduction, intracellular component leakage, DNA cleavage, cell deformation, and ultimately, membrane structural destruction and cell disintegration (Guo *et al.*, 2020). Table 1 summarizes the antimicrobial efficacy of plant-based extracts and essential oils used to control microbial growth in food.

According to Santiesteban-López *et al.* (2022), the antibacterial efficacy of phenolic compounds may be succinctly stated as follows: hydroxyl groups induce leakage of cellular contents and dissipation of cellular energy (ATP), resulting in cell death. The rise in proton concentration results in a fall in pH and lowers the internal cellular pH. Phenolic acids influence membrane integrity by inducing membrane disruption (e.g., effective against *Listeria monocytogenes*) and causing coagulation of cellular contents (Santiesteban-López *et al.*, 2022). Anthocyanins exhibit a potent inhibitory effect on *E. coli* by increasing the Gibbs free energy of adhesion to cells, thereby deterring bacterial attachment. Tannins interact with bacterial polysaccharides and essential metals for microbial metabolism, leading to the precipitation of membrane proteins, which result in enzymatic inhibition, oxidative phosphorylation disruption, lysis, and microbial mortality (Santiesteban-López *et al.*, 2022). Flavonoids interact with membrane proteins, diminishing membrane fluidity, and also induce alterations in energy metabolism, as well as in the synthesis of DNA, proteins, and RNA. Ultimately, certain plant-extract components, including alkaloids, exert their antibacterial effects by DNA intercalation and the suppression of nucleic acid synthesis, thus impeding microbial multiplication (Santiesteban-López *et al.*, 2022).

Nonetheless, essential oils frequently possess a robust aroma and taste, potentially affecting consumer approval and restricting their application in food products (Cao and Miao, 2023). Besides their sensory impacts, botanical-based antimicrobials may exhibit poor compatibility with food matrices or may be rendered ineffective by conventional processing methods (Jackson-Davis *et al.*, 2023). Additional factors encompass discrepancies in the efficacy of extracts derived at various periods from distinct batches of plant material and the potential for bacteria to acquire resistance to chemicals (Bodie *et al.*, 2024; Pinto *et al.*, 2023). Concerns regarding the safety of these chemicals have arisen due to the possible contamination of plants with heavy metals (Iordache *et al.*, 2022), mycotoxins (Ałtyn and Twarużek, 2020), or pesticides (Fillâtre *et al.*, 2017). Hurdle technology should be investigated using essential oils in conjunction with other substances or processing techniques to mitigate the

Table 1. Application and efficacy of plant-based antimicrobials in food safety.

Plant-based antimicrobials	Mechanism of action	Target microorganisms	Concentration/ conditions	Food matrix	Prominent discoveries	References
Protocatechuic acid (PCA)	Suppressing the release of signaling molecules inside the quorum-sensing (QS) system.	<i>Yersinia enterocolitica</i>	MIC: 2.5 mg/mL	Pork	The results demonstrate that PCA can inhibit flagellar assembly genes and diminish swimming capability, thereby impairing adhesion and colonization. This also functions to downregulate genes responsible for extracellular polysaccharide (EPS) synthesis, thereby diminishing EPS creation and modifying the expression of associated genes through the regulation of c-di-GMP and acyl homoserine lactones (AHLs) content, eventually inhibiting biofilm development.	Gao et al., 2024; Wu et al., 2022
Pomegranate peel extract	The antibacterial efficacy of pomegranate extract is likely attributable to the presence of anthocyanins, such as cyanidin-3-glucoside, cyanidin-3,5-diglucoside, and pelargonidin-3,5-diglucoside in peel extracts.	<i>P. italicum</i> and <i>P. digitatum</i> <i>Salmonella</i> spp. <i>L. monocytogenes</i> , <i>Bacillus subtilis</i> , <i>Escherichia coli</i> , <i>S. aureus</i> , or <i>P. aeruginosa</i> .	Dipping in 25-g L ⁻¹ extract for 2 min	Mandarins dry-cured ham	Decrease in lesion dimensions and infection rate (80–90%). Pomegranate extracts show antilisterial action in dry-cured ham.	Dos Santos et al., 2022; Givi et al., 2019
Cinnamon essential oil			1–10% concentration	Dry-cured ham	A 10% concentration of cinnamon essential oil effectively inhibited complete bacterial growth.	Dos Santos et al., 2022
Strawberry leaf extracts	Gallic acid glucoside, cyanidin-3-galactoside, and quercetin-3-galactoside in strawberry tree leaf extracts often elicit a potent bactericidal effect	<i>L. monocytogenes</i>	-	Dry-cured ham	Strawberry tree extracts show antilisterial action against <i>L. monocytogenes</i> .	Dos Santos et al., 2022; Santesteban-López et al., 2022
Black and white pepper (Piper L.) essential oils (EOs)	Pepper EOs suppressed type III secretion system (TTSS) gene transcription in food spoilage bacteria.	<i>P. fluorescens</i>	Black pepper MIC (5.0 µL mL ⁻¹); white pepper MIC (3.1 µL mL ⁻¹) β-carotophyllene MIC (2.8 µL mL ⁻¹). 3–5 µL mL ⁻¹ addition in salad dressing	Fresh-cut lettuce	Reduction of <i>P. fluorescens</i> biomass by 30–40%	Myszka et al., 2017

(continues)

Table 1. Continued

Plant-based antimicrobials	Mechanism of action	Target microorganisms	Concentration/conditions	Food matrix	Prominent discoveries	References
Grapes (<i>Vitis vinifera</i>) seed extract (GSE)	GSE likely targets the cell wall or membrane because of the polyphenols contents that can permeate the membrane and interact with intracellular proteins. It has been posited that the mechanism of action may involve metal chelation, decrease of hydrogen peroxide production, modulation of cell signaling pathways, and alteration in gene expression.	<i>Aeromonas</i> spp. <i>Aeromonas hydrophila</i> , <i>Bacillus cereus</i> , <i>Enterobacter aerogenes</i> , <i>Enterococcus faecalis</i> , <i>Escherichia coli</i> , <i>Klebsiella pneumoniae</i> , <i>Mycobacterium smegmatis</i> , <i>Proteus vulgaris</i> , <i>Pseudomonas aeruginosa</i> , <i>Pseudomonas fluorescens</i> , <i>Salmonella enteritidis</i> , <i>Salmonella typhimurium</i> , <i>Staphylococcus aureus</i> and <i>Yersinia enterocolitica</i>	0.52 mg GAE mL ⁻¹ for 20 min 1–5% 850–1,500 ppm	Snakehead (<i>Channa argus</i>) filets Pork loin	GSE suppressed the proliferation of <i>Aeromonas</i> spp. and impeded the degradation of filet quality. GSE suppressed Gram-positive foodborne bacteria but not Gram-negative ones. Concentration of 850–1,000 ppm suppressed Gram-positive bacteria whereas concentration of 1,250–1,500 ppm inhibited Gram-negative bacteria.	Cordery et al., 2018; Corrales et al., 2009; Jayaprakasha et al., 2003; Li et al., 2020; Pinto et al., 2023
Thymol and carvacrol are oregano, thyme, sweet basil, black cumin, and savory	Thymol and carvacrol are documented to: (i) compromise bacterial cell membranes; (ii) diminish biofilm formation; (iii) impede microbial motility; (iv) suppress microbial ATP-ases; and (v) obstruct bacterial efflux pumps	<i>Z. rouxii</i> <i>Staphylococcus aureus</i>	MIC of 0.1–0.16 mM, treatment time 9 days MIC of 384.21 µg/mL for carvacrol and 511.84 µg/mL for thymol	Concentrated apple juice Milk and meat	Reduction of <i>Z. rouxii</i> load by 99% The mean minimum bactericidal concentration (MBC) against <i>Staphylococcus aureus</i> strains was 433.33 µg/mL for carvacrol and 561.64 µg/mL for thymol whereas if used in combination, they exhibited 1013.33-µg/mL MBC.	Kachur and Sunitres, 2020; Pinto et al., 2023; Rathod et al., 2021; Rúa et al., 2019; Wang and Sun, 2020
Green tea extract (GTE)	-	<i>C. jejuni</i> , <i>Staphylococcus aureus</i> , <i>E. coli</i> , <i>L. monocytogenes</i> , <i>S. typhimurium</i> , <i>V. parahaemolyticus</i> , <i>B. cereus</i> , <i>P. shigelloides</i> , <i>Cl. perfringens</i> , and <i>P. fluorescens</i> .	500 ppm	Frankfurter-type sausage	Extracts derived from green tea applied at 500 ppm demonstrated significant antimicrobial (total viable count) and antifungal (yeast and molds) efficacy during the storage of frankfurter-type sausages, inhibiting microbial growth (>1 log reduction with green tea), thereby extending the shelf life.	Alirezalu et al., 2017; Santesteban-López et al., 2022
Cranberry pomace extract	Cranberry antimicrobial mechanism is likely due to the downregulated carbon starvation (slp) genes, hypothetical protein hdeA, and cyclopropane fatty acyl phospholipid synthase.	<i>B. thermospecta</i> and <i>P. putida</i>	2% extract 16 days of storage	Pork burgers	Bacteriostatic effect on <i>B. thermospecta</i> and <i>P. putida</i> during cold storage.	Pinto et al., 2023; Tamikuté et al., 2019
Olive leaf (extract)	-	<i>Listeria monocytogenes</i> , <i>Escherichia coli</i> O157:H7, and <i>Salmonella enteritidis</i>	Concentration of 62.6 mg/mL	-	Olive leaf extract at a dosage of 62.6 mg/mL was found to entirely suppress the development of <i>Salmonella enteritidis</i> and <i>Listeria monocytogenes</i> , attributed to the components oleuropein and verbascoside.	Liu et al., 2017

organoleptic impacts of essential oils (Bodie *et al.*, 2024). Proposed methods involve encapsulating essential oils in nanostructures to enhance the shelf life and safety of ready-to-eat (RTE) meats (Jackson-Davis *et al.*, 2023).

Antimicrobial peptides (AMPs)

Notwithstanding the use of several preservatives to inhibit or slow microbial proliferation in food, the deterioration of food and the incidence of foodborne illnesses remain significant concerns. The resistance of microbes to antimicrobial drugs is becoming problematic, mostly linked to the misuse of these agents in medicine, animal husbandry, and agriculture, especially in developing nations. Numerous studies have documented significant levels of antibiotic residues in food products, including meat (Kamal *et al.*, 2023). The prevalence of multi-drug-resistant (MDR) bacterial infections is rising in clinical environments; hence, rapid remedial actions are necessary to treat these bacterial species (Aslam *et al.*, 2021a, 2021b). Unlike traditional antimicrobial agents that target a restricted number of microbial sites, AMPs possess a broad spectrum of targets, presenting a robust method to mitigate the emergence of resistance (Maria-Neto *et al.*, 2015). AMPs may target many components within bacterial cells, including the cell wall, DNA, RNA, and regulatory enzymes, so enabling them to eliminate diverse bacterial strains, including MDR bacteria. Besides direct assault, the AMPs safeguard the host through several methods, including the modulation of immunological and inflammatory responses and the preservation of normal gut homeostasis (Kamal *et al.*, 2023). Research on AMPs is proliferating, and substantial data about diverse AMPs are archived in databases (Silveira *et al.*, 2021).

Peptides are among the biomolecules that are responsible for the innate immune system. AMPs are the building blocks of the defense system in any living organism. They are found in almost all living organisms, from bacteria to plants and invertebrates to vertebrates, including mammals (Liu *et al.*, 2021). The AMPs obtained from bacteria are typically referred to as bacteriocins (Rai *et al.* 2016). Thuricin CD (a two-peptide antimicrobial produced by *Bacillus thuringiensis*), colicins, microcins, tailocins, pediocins, nisin, enterocins, aureocins, vibriocins, mutacin, cereins, reutericyclin, acidocin, halocins, and sakacin represent significant AMPs of bacterial origin (Huan *et al.*, 2020). AMPs are present in plants, mammals, amphibians, insects, fungi, and many animal species (Huan *et al.* 2020; Rai *et al.* 2016). Plant-derived AMPs are amphipathic, cysteine-rich short molecules with a molecular weight of roughly 2–10 kDa (Barashkova and Rogozhin 2020). A diverse array of AMPs is synthesized by insects, offering primary defense against biotic and abiotic stressors (Manniello *et al.* 2021). Insect AMPs exhibit significant antibacterial efficacy and a reduced likelihood of resistance development against these peptides. Defensins

and cathelicidins are the principal AMPs in mammals, exhibiting antiviral, antibacterial, antifungal, antiprotzoal, and antioxidant properties (Dutta and Das 2015; Huan *et al.*, 2020; Kamal *et al.*, 2023).

Employing AMPs to mitigate microbial contamination can circumvent the toxicity associated with chemical additions and the emergence of antibiotic resistance. Furthermore, in contrast to low molecular-weight molecules, AMPs are subject to biodegradation by protease species (Xu *et al.*, 2023). The role of AMPs has facilitated their application in the preservation or storage of several food items, including cheese (Dinika *et al.*, 2020), yoghurt, juice (El-Saber Batiha *et al.*, 2021), vegetables, drinks, and meats (Borrajo *et al.*, 2019). Antimicrobial agents (AMPs) are mostly administered to fresh foods, such as vegetables, fruits, and meats by dipping and spraying techniques (De Souza De Azevedo *et al.*, 2019). A 1% (w/v) Nisaplin solution effectively inhibits *Lactobacillus sakei* infection in pig samples when applied via spraying (De Souza De Azevedo *et al.*, 2019).

Utilizing a singular sort of antimicrobial agent can preserve meat from contamination for one week at 4°C, irrespective of the application technique. A combination of nisin, natamycin, and citric acid can extend the shelf-life of fruit and vegetable smoothies by up to 14 days (Nieva *et al.*, 2022). In addition to fresh foods, the incorporation of nisin can increase the shelf-life of draft beer by 36 days (Sun *et al.*, 2012; Xu *et al.*, 2023), while the addition of AMPs can prolong the shelf-life of canned products by over 10 days (André *et al.*, 2017). Recent innovative applications of AMPs to control pathogenic microorganisms in food are summarized in Table 2. Enhancing the specificity and stability of AMPs is crucial for maintaining their functionality and preventing the elimination of nontarget cell types (Xu *et al.*, 2023). The characteristics of AMPs dictate their actions against their targets, including microorganisms and human cells (Lazzaro *et al.*, 2020). Numerous studies have shown that AMPs might eradicate species within multi-species communities (Franzenburg *et al.*, 2013; Guo *et al.*, 2015; Xu *et al.*, 2023), suggesting that their specificity may be tailored. Moreover, conjugating an AMP with a targeted moiety is an alternative method to enhance specificity (Song *et al.*, 2020). The categories of AP stability characteristics that can be enhanced are thermostability, pH stability, and protease cleavage tolerance. Numerous ways have been employed to engineer AMPs with specific functionalities and stability, including site-directed mutagenesis (Torres *et al.*, 2019), rational design of AMP secondary structures (Tripathi *et al.*, 2015), and modulation of charge and hydrophobicity (Khara *et al.*, 2017; Xu *et al.*, 2023).

Antimicrobial peptides have been thoroughly investigated as prospective bio-preservatives; however, their

Table 2. Innovative application of antimicrobial peptides to control pathogenic microorganisms in food.

Antimicrobial peptides	Source	Antimicrobial activity spectrum	Antimicrobial effect	References
Plantaricins	<i>Lactobacillus plantarum</i>	<i>Listeria monocytogenes</i> <i>Phytophthora infestans</i>	Plantaricin interacts with membrane lipids in a nonchiral manner and adopts an α -helical conformation prior to binding to the receptor that activates the pheromone action. It acts on cytoplasmic membrane, resulting in the dissipation of proton motive force and release of intracellular chemicals (e.g., glutamate and ATP) in susceptible cells.	Kareem and Razavi, 2020
Cecropin	Insects	<i>B. subtilis</i> , <i>Staphylococcus aureus</i> , <i>E. coli</i> , <i>B. thuringiensis</i> , <i>L. monocytogenes</i> , and <i>Phytophthora infestans</i>	The process by which host defence peptides, such as cecropins, operate on bacterial cells is believed to entail the interaction of amphipathic cationic peptide with the phospholipids of the target cell membrane, leading to either channel creation or membrane breakdown.	Brady et al., 2019
Defensins	Insects	<i>Lactococcus</i> , <i>Pediococcus</i> spp., and <i>Pectinatus</i>	Host defense is the essential function of defensins as effectors and regulators. They are cationic peptides containing arginine residues that have antibiotic action against a wide range of bacteria.	Mohideen and Louis, 2021
Nisin (N)	<i>Lactococcus lactis</i> spp.	<i>Staphylococcus epidermidis</i> Shiga toxin-producing <i>E. coli</i> (STEC), <i>Salmonella</i> spp., <i>L. monocytogenes</i> , and <i>Staphylococcus aureus</i>	Inhibit the attachment of <i>Staphylococcus epidermidis</i> and prevent biofilm formation Composite antimicrobial film (CAFs) containing Nisin were ineffective against pathogens. Nonetheless, immobilized Nisin demonstrates varied <i>in vitro</i> anti-infective activity against Gram-negative <i>Escherichia coli</i> and Gram-positive <i>Staphylococcus aureus</i> , exhibiting a higher capacity to disrupt biofilm formation on polymer surfaces when combined with nitric oxide (NO).	Fael and Demirel, 2020; Hassan and Cutter 2020; Mondal et al., 2021
Lactoferrin		Gram-positive bacteria (<i>Bacillus</i> spp., <i>Clostridium</i> spp., <i>Enterococcus faecalis</i> , <i>Listeria monocytogenes</i> , and <i>Streptococcus</i> spp.), Gram-negative bacteria (<i>E. coli</i> O157:H7, <i>Pseu domonas aeruginosa</i> , and <i>Salmonella</i> spp.), yeasts (<i>Trichosporum cutaneum</i> and <i>Candida albicans</i>), fungi as well as parasites and viruses.	The antibacterial effects of lactoferrin are recognized for their potency, as follows: (1) Binding to cell surfaces, such as those of <i>Bacillus subtilis</i> and <i>E. coli</i> ; (2) induction of bacterial cell damage through membrane disruption and alteration of ultrastructural characteristics in fungi; (3) release of lipopolysaccharides, leading to external membrane disruption; (4) interaction with bacterial phospholipid membranes; (5) disruption of primary cell membrane functions via ion channel formation in artificial membranes; and (6) impact on cytoplasmic contents and subsequent cell surface activity.	Dinika et al., 2020

(continues)

Table 2. Continued.

Antimicrobial peptides	Source	Antimicrobial activity spectrum	Antimicrobial effect	References
Pediocin	<i>Pediococcus pentosaceus</i> and <i>Pediococcus acidilactici</i> strains	<i>Listeria monocytogenes</i> , <i>Clostridium perfringens</i> , <i>Bacillus</i> , <i>Enterococcus</i> , <i>Micrococcus</i> , <i>Lactobacillus</i> , <i>Staphylococcus</i> , <i>Leuconostoc</i> , and <i>Propionibacterium</i>	The antibacterial efficacy of pediocin is contingent upon its structure and executed by the development of holes in the target membrane. The holes facilitate ion and cellular compound leakage, release of cytoplasmic ATP, and suppression of proton motive force (PMF) essential for energy generation; ultimately, ensuring cell death when the leakage is beyond a critical threshold.	Khorshidian <i>et al.</i> , 2021
Enterocin	<i>Enterococcus</i> spp.	<i>Clostridium perfringens</i> , <i>Clostridium botulinum</i> , <i>Listeria monocytogenes</i> , <i>Staphylococcus aureus</i> , <i>Klebsiella pneumoniae</i> , <i>Escherichia coli</i> , <i>Pseudomonas</i> spp. and <i>Shigella sonnei</i> , <i>Salmonella enterica</i> , <i>Staphylococcus carnosus</i> , <i>Bacillus cereus</i> , <i>Bacillus licheniformis</i> , <i>Bacillus macroides</i> , <i>Paenibacillus</i> spp., <i>Lactobacillus sakei</i> , <i>Alicyclobacillus acidoterrestris</i> , and <i>Geobacillus stearothermophilus</i>	The exceptional ability of enterocins to operate at severe temperatures, pH levels, and elevated salt concentrations renders them a promising bactericidal.	Kamal <i>et al.</i> , 2023; Soltani <i>et al.</i> , 2021
Epsilon-poly-L-lysine	<i>Streptomyces albulus</i> , <i>Streptomyces noursei</i> NRRL5126, <i>Streptomyces aureofaciens</i> , <i>Streptomyces diastatochromogenes</i> , <i>Streptomyces griseofuscus</i> , <i>Bacillus subtilis</i> spp., <i>Kitasatospora</i> , and <i>Streptoverticillium</i>	Owing to its elevated cationic charge density, ϵ -polylysine has remarkable efficacy against Gram-positive and Gram-negative bacteria, bacteriophages, yeasts, and molds.	Upon entering the cytoplasm, ϵ -PL induces the generation of ROS, influencing cellular responses to oxidative stress and defense mechanisms, eventually hindering respiration, compromising cell viability, and potentially initiating cell death.	Wang <i>et al.</i> , 2021
Natamycin	<i>Streptomyces natalensis</i> and <i>Streptomyces chatтанogenesis</i>	<i>Aspergillus</i> spp., <i>Fusarium</i> spp., <i>Candida</i> spp., <i>Cephalosporium</i> spp., <i>Penicillium</i> spp., and <i>Fusarium</i> spp.	Natamycin inhibits fungus by targeting ergosterol, the principal sterol in fungal cell membranes that causes cell lysing.	Davidson and Doan 2020; Ojaghian <i>et al.</i> 2020
Reuterin	<i>Lactobacillus reuteri</i>	<i>Listeria monocytogenes</i> and <i>Escherichia coli</i>	Demonstrates antimicrobial activity by functioning as a competitive inhibitor of ribonucleotide reductase, which is essential for cellular DNA synthesis, thereby inducing oxidative damage to bacteria through the depletion of free sulfhydryl groups in small proteins and other molecules, including reduced glutathione and enzymes.	Sun <i>et al.</i> , 2022
Pleurocidin	Fish	<i>L. monocytogenes</i> , <i>Escherichia coli</i> O157:H7, and <i>Vibrio parahaemolyticus</i> and <i>Penicillium expansum</i>	Pleurocidin demonstrates a robust capacity for membrane translocation and pore creation, interacting with both neutral and acidic anionic phospholipid membranes.	Kamal <i>et al.</i> , 2023; Villalobos-Deigado <i>et al.</i> , 2019

interactions with specific food constituents (proteins and fats) and their stability, including proteolytic degradation, may lead to diminished antimicrobial efficacy. To address these limitations, AMPs are utilized for encapsulation (Liu *et al.*, 2021). The encapsulation of peptides in liposomes is extensively documented in prior research, as it offers stability and safeguards against external environmental influences, including chemical and enzymatic alterations, thermal effects, and pH fluctuations (Becerril *et al.*, 2020; Liu *et al.*, 2021).

Biologically based antimicrobials

Biologically derived antimicrobials, mostly from microbes and bacteriophages, together with their metabolites, are utilized to inhibit the proliferation of unwanted bacteria and enhance food safety and quality. Microbially derived biologically based antimicrobials demonstrated efficacy in reducing mycotoxins in food products. The biological management of aflatoxins in maize grains, predicated on the competitive exclusion of toxigenic strains by the application of non-toxigenic strains, demonstrated some efficacy (Abbas *et al.*, 2006; Abdelhamid and El-Dougdoug, 2020). Multiple strains of *Lactobacillus* spp. demonstrated efficacy in the treatment and control of aflatoxins (Abdelhamid and El-Dougdoug, 2020; Palumbo *et al.*, 2006; Sangsila *et al.*, 2016).

Lactic acid bacteria (LAB) and bacteriocins

Lactic acid bacteria (LAB) are regarded as a method of biopreservation via food fermentation. Consumers embrace them as natural biopreservatives and health-enhancing microorganisms. LAB are incorporated into food to generate lactic acid, thus facilitating biopreservation through regulated acidification (Abdelhamid and El-Dougdoug, 2020). The effectiveness of lactic acid generation by LAB is contingent upon several conditions, including the fermentable carbohydrates in diet, the starting pH, and the development rate of LAB strains (Gobbetti and Di Cagno, 2017). Additional LAB metabolites, including diacetyl, hydrogen peroxide, and notably, bacteriocins, may impede the proliferation of foodborne pathogens (O'Bryan *et al.*, 2015). Over the last two decades, small compounds, such as bioactive peptides, generated by LAB, have been developed and used in food applications aimed at mitigating microbial pathogenicity (Abdelhamid and El-Dougdoug, 2020) as discussed previously.

Numerous studies have investigated the application of several bacteriocins as biopreservatives in food to suppress harmful microorganisms (De Souza De Azevedo *et al.*, 2019; Furlaneto-Maia *et al.*, 2020; Xu *et al.*, 2022). Bacteriocins are antibacterial peptides or proteinaceous toxins produced by the ribosomes of bacteriocinogenic organisms, such as *Lactococcus lactis*, *Pediococcus acidilactici*, and *Enterococcus faecalis* (Balandin *et al.*, 2019;

Pilevar *et al.*, 2020; Song *et al.*, 2017; Yoon and Kang, 2020). These natural food biopreservatives eliminate or inhibit the proliferation of many Gram-positive foodborne pathogens and spoilage bacteria (Pilevar *et al.*, 2020). They do not eliminate producer microorganisms and are synthesized ribosomally. Their mechanism of action is believed to impact exclusively Gram-positive bacteria, while some may also antagonize Gram-negative bacteria. Bacteriocins often induce damage to the cell membranes of target bacteria, and their application is becoming prevalent in food safety. Nisin and pediocin are the most extensively researched bacteriocins that may be employed commercially as natural preservatives (Acuña *et al.*, 2011; Khorshidian *et al.*, 2021) and authorized in over 50 countries, utilized as a preservative for processed vegetables, canned products, and fresh cheese (Abdelhamid and El-Dougdoug, 2020). Numerous studies indicate that bacteriocins generated by *L. sakei* and *L. curvatus* can reduce the population of *L. monocytogenes* in meat products (Casaburi *et al.*, 2016; Castellano *et al.*, 2018; De Souza Barbosa *et al.*, 2015). They appear to exert their antimicrobial effects by creating holes in target cell membranes, obstructing nucleic acid production, altering the electrostatic potential of bacteria, and inhibiting certain enzyme activities (Khorshidian *et al.*, 2021). Nisin exhibits extensive inhibitory effect against Gram-positive bacteria, including *staphylococci*, and inhibits spore germination in *Clostridium* and *Bacillus* (Biswaro *et al.*, 2018; Gut *et al.*, 2011).

The application of effective bacteriocins against meat pathogens has garnered interest in the food sector, particularly for ready-to-eat or fresh-tasting meals, because their usage can reduce reliance on severe heat treatments and chemical preservatives (Hernández-Aquino *et al.*, 2019). Conversely, a daily intake of 2.9 mg per person is deemed safe for human consumption (Cleveland *et al.*, 2001; Khorshidian *et al.*, 2021). The identification of new bacteriocins, comparable to, or more potent than nisin or pediocin, is an expanding area of study in food safety (Wu *et al.*, 2019; Yang *et al.*, 2016).

Use of bacteriophages

Bacteriophages, viruses that specifically target bacteria, offer a precise and selective method for managing microbial contamination in food. These viruses have a particular affinity just for their specified bacterial targets, leaving helpful bacteria and host cells unscathed (Yan *et al.*, 2024). Bacteriophages are viruses that infect bacteria, multiply within the host, and those that are lytic induce cell lysis (Labrie *et al.*, 2010). Bacteriophages can be directly administered to food or utilized in the manufacture of food components to mitigate bacterial contamination (Herrera *et al.*, 2023). The use of bacteriophages for the biocontrol of foodborne pathogens has garnered heightened interest in recent years, although

their application as preservatives is very novel. The primary benefits of using lytic bacteriophages to eliminate foodborne infections are their specificity, effective mode of action (Spricigo *et al.*, 2013), minimal impact on the organoleptic qualities of foods (Sharma *et al.*, 2005), and ubiquity (Abdelhamid and El-DougDoug, 2020; Hughes *et al.*, 1998).

Increase in research about the effectiveness of bacteriophages in managing spoilage, pathogenic, and biofilm-forming bacteria is encouraging. Bacteriophages, characterized by cheap production costs and the capacity to augment existing antimicrobial techniques, improve the overall bactericidal efficacy (Yan *et al.*, 2024). Their integration with food packaging materials guarantees ongoing protection throughout storage (Vikram *et al.*, 2022). With the increasing customer desire for raw or minimally cooked seafood (Lee *et al.*, 2023), bacteriophages provide a viable option. Research indicates that they do not modify the sensory attributes of seafood and are safe for human eating, fully meeting practical application standards (Olatunde *et al.*, 2021; Yan *et al.*, 2024).

A substantial quantity of bacteriophages was isolated and utilized in various food matrices to mitigate Gram-positive (e.g., *Staphylococcus aureus* and *L. monocytogenes*) and Gram-negative (e.g., *Salmonella* spp., *E. coli* O157:H7, and *Pseudomonas syringae*) bacterial pathogens, with efficacy contingent upon food type and phage concentration. Bacteriophage DT1 and DT6 achieved total elimination of *E. coli* O157:H7 in milk (Tomat *et al.*, 2013) whereas a bacteriophage cocktail applied to spinach blades resulted in a decrease of 4.5 log colony-forming units (CFU) per blade (Patel *et al.*, 2011).

This indicates that the efficacy of bacteriophages is greater in liquid meals, compared to solid foods. While not an absolute guideline, elevated titres (often termed plaque-forming units [PFU]) of bacteriophages employed in food applications correlate with increased inactivation proportions of foodborne pathogens. Commercial bacteriophage formulations, including ListShield™, SalmoFresh™, and EcoShield™ (Intralytics, Columbia, MD, USA), have received approval for use in food to combat *L. monocytogenes*, *Salmonella* spp., and *E. coli*, respectively, within food and food-processing settings (Abdelhamid and El-DougDoug, 2020).

Application of natural antimicrobial hurdle strategies

Natural antimicrobials have significant potential to inhibit the proliferation of foodborne pathogens in food by targeting microbial cellular structures or maintaining microbial cell homeostasis. The antibacterial efficacy of these natural agents in food diminishes due to the physical and chemical constituents of the food environment.

Consequently, ways are perpetually devised to enhance antimicrobial efficacy by synergism, regulating the administration of antimicrobials in food, or integrating them into packaging materials (Abdelhamid and El-DougDoug, 2020).

Enhancing the antimicrobial efficacy of natural antimicrobials can be achieved through synergistic interactions among several antimicrobials or between antimicrobials and food-related stresses. This synergistic interaction, referred to as the hurdle strategy, seeks to achieve optimal lethality against foodborne pathogens (Leistner, 2000). The sequential application of lipopeptide paenibacterin and desiccation stress led to a substantial decrease in the population of *S. enterica* serovars (1.5–1.9 log CFU/mL) in contrast to desiccation stress alone, which resulted in little reduction (<0.1 log CFU/mL) (Abdelhamid and Yousef, 2019). The slow release of antimicrobials into the food environment might boost the suppression of target foodborne bacteria. A bimodal delivery strategy for nisin was developed, with an initial rapid release followed by a gradual decline in release rate over time (Abdelhamid and El-DougDoug, 2020; Balasubramanian *et al.*, 2011). This method of controlled administration proved more successful in suppressing *Micrococcus luteus*, a model bacterium, than the immediate addition of nisin. The use of natural antimicrobials as coatings or their integration into packaging materials often diminishes the prevalence of foodborne infections and prolongs the shelf life of food items. Chitosan films, including 60% lysozyme, effectively decreased *E. coli* by 2.7 log units (Abdelhamid and El-DougDoug, 2020; Park *et al.*, 2004).

Antivirulence strategies

These natural preservatives may prolong the shelf life of food products; nevertheless, some exhibit some limitations (Davidson *et al.*, 2013). Certain naturally occurring antimicrobials are present in minimal quantities, and elevated levels may alter the flavor and aroma of foods (e.g., spices). Despite their significant antimicrobial efficacy, difficulties arising from the adaptability of foodborne pathogens to these control approaches are becoming evident. This adaptation facilitates the survival of infections in food or food-contact situations. This critical issue motivates the current research and the food business to create solutions that do not inhibit bacteria growth but rather neutralize pathogenic virulence factors. These technologies, termed ‘antivirulence’, incapacitate the microbe’s ability to induce disease while providing minimal or no chances for harmful bacteria to acquire resistance (Abdelhamid and El-DougDoug, 2020). Antivirulence methods have emerged as a novel approach to manage harmful microorganisms in food. Virulence factors are bacterial compounds that enable adherence, colonization, invasion, evasion of the host immune system, or harm to the host (Defoirdt, 2018).

The emergence of antibiotic resistance and the advancing comprehension of virulence determinants across diverse infections have catalyzed increased interest in antivirulence strategies (Abdelhamid and El-DougDoug, 2020). The optimistic potential of antivirulence agents is ascribed to their swift target inactivation, minimal effect on commensal microbiota, and reduced pressure on the target pathogen, thereby diminishing opportunities for resistance development (Fleitas Martínez *et al.*, 2019; Langdon *et al.*, 2016; Vale *et al.*, 2016). One of the rapidly developing antivirulence techniques is quorum-sensing (QS) inhibitors. Quorum sensing is a communication mechanism that regulates bacterial behavior, such as the orchestration of virulence gene expression in a manner dependent on cell density, facilitated by signaling molecules termed 'autoinducers' (Papenfort and Bassler, 2016). Anti-QS agents seek to eliminate autoinducers or disrupt their interaction with the host, resulting in diminished expression of virulence genes (Abdelhamid and El-DougDoug, 2020; Mundi *et al.*, 2013). QS autoinducers have a role in the capacity of microbial pathogens to develop biofilms. Biofilm is a multicellular phenotype of bacterial cells that aggregate, adhere to surfaces, and are encased in a polymeric matrix. Biofilm is essential for pathogenesis in some microbial illnesses (Wu *et al.*, 2015).

Research highlighted the efficacy of employing helpful bacterial cells (e.g., *Lactobacillus* and *Bifidobacterium*), chemical agents (e.g., chalcone), or biological molecules (e.g., mucin) to mitigate the virulence of both Gram-positive and Gram-negative pathogenic bacteria (Abdelhamid and El-DougDoug, 2020). Instances of the most efficacious antivirulence agents, probiotics, which are characterized as 'live microorganisms that, when administered in sufficient quantities, confer a health benefit to the host' (Abdelhamid *et al.*, 2019; Hill *et al.*, 2014) are demonstrating significant potential. Peptide-based small compounds released by probiotics effectively decreased the virulence of *E. coli* O157:H7, *Salmonella typhimurium*, and *Campylobacter jejuni* (Abdelhamid and El-DougDoug, 2020; Bayoumi and Griffiths, 2012; Ding *et al.*, 2005; Medellin-Peña and Griffiths, 2009).

Technological-Based Food-Processing Strategies

Minimally processed food items that preserve their freshness and nutritional qualities have garnered significant attention from consumers in recent years. To address increasing client needs, the investigation of new technologies to supplant traditional ways has become essential. Meal-processing methods can effectively eliminate unwanted bacteria while preserving the quality and nutritional attributes of the meal. Innovative food-processing techniques, utilizing advanced technologies,

such as nanotechnology, high hydrostatic pressure (HHP), electrical pulses, heat treatment, ionizing radiation, microwave, ohmic heating, and HPP, have demonstrated efficacy in diminishing microbial load in food items, including meat, fruits, and vegetables (Herrera *et al.*, 2023; Lee *et al.*, 2016). Emerging technology in food processing may substantially reduce processing period, conserve energy, and enhance food safety, thereby helping the food business (Lee *et al.*, 2016; Nguyen *et al.*, 2013).

The future and success of these innovative technologies are likely to be propelled by customer demand for safe and fresh processed foods and the necessity for sustainable, energy-efficient methods in the food sector (Ngadi *et al.*, 2012). This section categorizes emerging technological-based food-processing solutions into thermal, nonthermal, and combination of processing approaches. The principle, advantages, limitations, and applications of thermal and nonthermal technologies are summarized in Table 3.

Novel thermal technologies

The challenges inherent in conventional food-processing technologies have necessitated the development of innovative food-processing technologies. The principal obstacles in improving traditional heating technology in heat-applied food processing are the excessive utilization of heat sources, extended heating periods, and the degradation of product quality (Maspeke *et al.*, 2024; Moreno-Vilet *et al.*, 2018). Unlike conventional heat technologies that utilize conduction, convection, or radiation for pathogen and enzyme inactivation and food preservation, modern heat technologies employ electromagnetic fields or electrical conductivity to generate heat via dipole molecular rotation and ionic migration, thereby replacing electric fields or electrical conductivity (Maspeke *et al.*, 2024). This substitution diminishes heating duration relative to traditional heating systems (Fellows, 2017). This heating system offers time efficiency along with other benefits, such as energy conservation, superior sensory attributes, and increased functional characteristics, relative to conventional heating methods. Thus, this nascent technology possesses significant potential for future applications (Pereira and Vicente, 2010). Recent improvements in thermal technology encompass microwave heating, radiofrequency heating, infrared heating, induction heating, and ohmic heating (Maspeke *et al.*, 2024).

Microwave Heating

Microwaves (MW), a segment of the electromagnetic spectrum with a frequency range of 300 MHz–300 GHz, are widely utilized in food-processing applications, such

Table 3. Principle, advantages, limitations, and applications of thermal and nonthermal technologies.

Method	Category	Principle	Advantages	Limitations	Applications
Microwave	Thermal	Radiowaves absorbed by water, fats, and sugars and other dielectric fluids are converted to atomic motion causing frictional heat (dielectric heating).	Fast and efficient process, retains product quality, easy melting process, sterilization effect.	Metal constraint, difficulty in heat control, water evaporation.	Used for drying, blanching, sterilization, tempering, cooking, and baking.
Radiofrequency	Thermal	Electric field production and movement of charged particles cause heat generation.	Faster heating and drying time, uniform heating, moisture levelling, contactless heating, energy efficiency.	Expensive equipment and operating cost.	Used for drying, post-baking, thawing of frozen foods, pasteurization, sterilization, disinfections, cooking.
Infrared	Thermal	Provides electromagnetic radiations, which are absorbed by the objects and heated directly.	High heat transfer capacity, homogenous heating, low heating time and energy consumption, improved product quality.	High heat exposure and limiting penetration power.	Used for roasting, frying, cooking, dehydration, pathogen inactivation.
Ohmic heating	Thermal	Passage of electric current through a body, which serves as electrical resistance by which heat generates.	High conversion efficiency, quickly achieve required temperature, high heating rate, and uniform heating.	Difficult to monitor and control, high installation cost, cannot apply to all foods, increased electrical conductivity of food material.	Used for peeling, thawing, blanching, evaporation, and dehydration.
Cold plasma	Nonthermal	Passage of processed gas through electric field generates the collision of free electron with gas atoms, transferring their energy and generating highly reactive species.	High chemical reactivity, low operating cost, short treatment time, low temperature-dependent, environment-friendly.	High investment and complexity, insufficient to kill all microorganisms, can affect the constituents of food, ineffective against virus.	Used for the surface of raw produce and the packaging materials.
Ozonization	Nonthermal	Combination of ozone gas produced by high electrical voltage that reacts with microorganisms and pollutants.	Effective and rapid against bacteria and viruses, strong oxidizing power, strong germicidal properties, short reaction time.	Expensive methods, less soluble in water, fire hazards and toxicity issues.	Used for sanitization, deodorization, and preservation of food products.
Pulsed light (PL)	Nonthermal	Damages DNA/RNA strands of bacteria through high-intensity light pulses of short duration.	Fast and effective against bacteria, viruses, and short reaction time.	Uneven exposure, sample browning, limited penetration.	Used for the surface of food, equipment, and food packaging materials.
Ultrasound (US)	Nonthermal	Cavitation by contraction and rarefaction causing bubble implosions, leading to localized rise of temperature and pressure that causes decontamination.	Faster energy and mass transfer, reduced thermal and concentration gradient, faster response to process extraction control.	Texture deformation, modification of macromolecules, undesired compounds formed.	Used for food emulsification, sterilization, extraction, and freezing fresh foodstuffs.
Irradiation	Nonthermal	Uses ionizing radiations generated by radioactive sources.	Reduction of chemical use, can be used for packed foods, can control sprouting period, no residual trace of treatment.	High process cost, adequate product volume required, not effective against viruses, no inconsistency in standards.	Used for prepackaged of bulk foodstuffs, bacterial inactivation by DNA damage.
High hydrostatic pressure (HHP)	Nonthermal	Application of pressures >100 MPa and upto 900 MPa (usually 600 MPa) on food enclosed in packages that can withstand high pressure.	Retains polyphenols, minimal impact on nutrients, fast processing period.	Batch or semi-continuous process, bacterial spores not inactivated using pressure alone.	Used for protein denaturation and bacterial destruction.

Note. Reproduced from Sirohi et al. (2021).

as drying, tempering, and frying, because of their ability to heat food rapidly and directly (Lee and Jun, 2011). Figure 1 illustrates the microwave-processing system. Consequently, microwave heating can significantly reduce processing duration and effectively preserve important thermo-labile components of food (Coronel *et al.*, 2003; Lee *et al.*, 2016). Microwave treatment is linked to several detrimental effects on seed germination and may lead to diminished grain quality (Dalmoro *et al.*, 2018; Taheri *et al.*, 2020). The detrimental impact of microwaves arises from nonuniform heating resulting from temperature disparities between cold and hot spots (Taheri *et al.*, 2020). Microwaves operate through the dielectric effect, thereby heating only regions containing dielectric fluids (e.g., water), resulting in localized hot spots (Sirohi *et al.*, 2021). The adverse effects of microwave therapy can be mitigated by enhancing the homogeneity of radiation and the temperature of hot spots. Methods to mitigate the detrimental impact of microwaves encompass the use of mode stirrers (Ye *et al.*, 2017), the agitation of particles by hot air (Kudra, 1989; Sirohi *et al.*, 2021), and the meticulous regulation of surface temperature and microwave power (Koné *et al.*, 2013).

Radiofrequency heating

Analogous to microwave heating, radio frequency (RF) heating, categorized as dielectric heating, swiftly and uniformly warms solid or semisolid food products (Lee *et al.*, 2016; Wang *et al.*, 2003). Radio frequency is a non-ionizing wave with a wavelength of up to 11 m and a frequency range of 1–300 MHz (Hassan *et al.*, 2019). Radio frequency waves are electromagnetic waves capable of penetrating dielectric materials and generating heat volumetrically by ionic polarization or dipole rotation (Hassan *et al.*, 2019; Hou *et al.*, 2016). The schematic outline of the radio frequency heating process is shown in Figure 2. Radio waves have greater penetration capabilities than microwaves, attributable to their longer wavelength, resulting in a larger penetration depth (Sirohi *et al.*, 2021). The moisture content of material is the

primary component influencing the dielectric characteristics and enhancing heating uniformity throughout the radio frequency process (Sacilik and Colak, 2010). Food grains function as dielectric materials, serving as electric capacitors and resistors to store and transfer electrical energy into heat energy when exposed to an electromagnetic field (Ling *et al.*, 2020).

Jiao *et al.* (2017) indicated that the modest radio frequency heating for 5 min effectively eradicated juvenile rice weevils (eggs and adults) in rough, brown, and milled rice. Radio frequency treatment of maize seeds indicated that elevated moisture content decreased the thermal resistance of *Aspergillus parasiticus*, resulting in a 5–6 log reduction at 70°C in hot air for 12 min at 15% moisture content on a wet basis (Zheng *et al.*, 2017). It may be inferred that an increase in the moisture content of grain seeds enhances fungus suppression by radio frequency therapy (Ling *et al.*, 2020). Besides the disinfection and disinfestation of grains, the impact of radio frequency treatment on grain quality is examined to assess storage stability, customer acceptance, and market viability (Hassan *et al.*, 2019; Ling *et al.*, 2020).

The radio frequency treatment of maize grains (14% moisture on a wet basis) infected with maize weevils at 50–60°C did not modify the main structure of proteins and enhanced the emulsifying and oil-holding characteristics (Hassan *et al.*, 2019). Radio frequency treatment at 57°C resulted in the total eradication of rice moths without affecting the fat, protein, or moisture content of milled rice while enhancing sensory characteristics and cooking quality (Yang *et al.*, 2018). Radio frequency treatment at temperatures of more than 100°C may enhance the creation of superior emulsions and adsorbents, while lower temperatures might maintain functional qualities and diminish infestations (Sirohi *et al.*, 2021). Radio frequency heating may improve uniformity in surface heating of food products, thereby reducing thermal lag between the surface and the interior (Richardson, 2001);

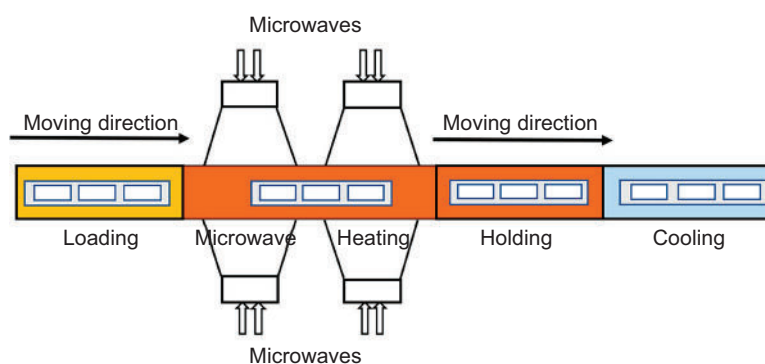


Figure 1. The microwave-processing system (896 MHz). (Reproduced from Wang *et al.*, 2023).

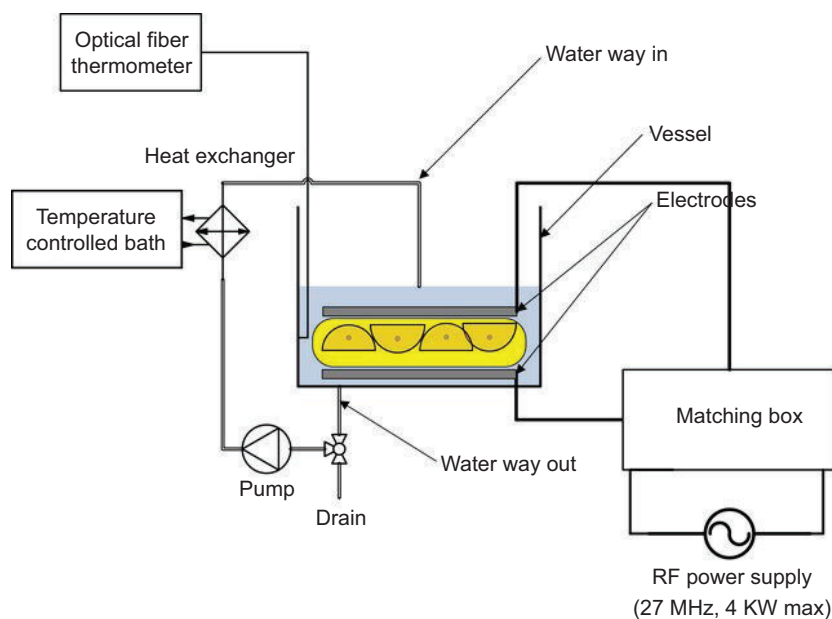


Figure 2. Schematic diagram of the radio frequency heating process. (Reproduced from Lara *et al.*, 2022).

however, the rate of radio frequency heating is significantly influenced by the dielectric properties of food (Birla *et al.*, 2008; Lee *et al.*, 2016).

Ohmic heating

Ohmic heating, also known as Joule heating, electrical resistance heating, or electroconductive heating, operates on the basis that most food items possess the capacity to resist the flow of electric current (Pereira and Vicente, 2010). This is a contemporary thermal-processing method that involves passing an electric current through food, producing heat because of food's electrical resistance (Maspeke *et al.*, 2024; Varghese *et al.*, 2014). In contrast to microwave and radio frequency heating, ohmic heating possesses an unrestricted penetration depth. In ohmic heating, the electrode must maintain contact with food that possesses adequate volumetric heat to regulate energy. Unlike conventional thermal processing, ohmic heating consistently elevates the temperature of food, resulting in a superior product with minimum nutritional degradation (Deeth and Datta, 2011). Ohmic heating preserves nutrients by averting the scorching of some regions of the product (Maspeke *et al.*, 2024). This method can uniformly heat bigger food particles (up to 2.54 cm), a capability that conventional heating fails to provide (Deeth and Datta, 2011; Kaur and Singh, 2016).

Ohmic heating has potential for food processing, particularly for heating liquid meals with substantial particles, such as soups, stews, and fruit slices in syrups and sauces, as well as heat-sensitive liquids (Cho *et al.*, 2016;

Kaur and Singh, 2016; Saxena *et al.*, 2016; Soisungwan *et al.*, 2020). Ohmic heating offers the food business the potential to produce products of higher quality, increased value, and better nutritional preservation (Turgut *et al.*, 2021; Varghese *et al.*, 2014). Ohmic heating demonstrates effective preservation of nutritional and phytochemical content as well as sensory attributes of food items (Gavahian and Chu, 2022; Guida *et al.*, 2013; Makroo *et al.*, 2017; Negri Rodríguez *et al.*, 2021). Moreover, the synthesis of furan, a carcinogenic substance generated during heating, transpires at a diminished rate in ohmic heating, compared to conventional heating (Hradecky *et al.*, 2017; Maspeke *et al.*, 2024).

Additional significant advantages attributed to ohmic heating technology, as noted by Pereira and Vicente (2010), encompass the rapid attainment of temperatures necessary for high-temperature short-time (HTST) processes, compatibility with continuous processing devoid of heat transfer surfaces, uniform heating of liquids with accelerated heating rates, diminished issues of surface fouling or product overheating, and the production of fresher-tasting, higher-quality products. Additional advantages encompass the absence of residual heat transfer post-current cessation, minimal heat losses, efficacy in pre-heating items prior to canning, reduced maintenance expenses because of the absence of moving components, and elevated energy conversion efficiencies within an environmentally sustainable framework. The potential industrial uses of ohmic heating are extensive and encompass blanching, drying, evaporation, dehydration, and fermentation (Alkanan *et al.*, 2021). Ohmic heating

technique facilitates the use of elevated pasteurization temperatures because of its very quick heating proportions, thereby enhancing refrigerated shelf life without causing coagulation or severe denaturation of the constituent proteins (Alkanan *et al.*, 2021). Consequently, the emphasis of ohmic heating is presently directed on thermal-processing procedures for food preservation, because this technology may be realized in a continuous in-line heater for cooking and sterilization (Pereira and Vicente, 2010).

Nonetheless, ohmic applications in the food sector have many drawbacks, including the possible loss of heat-sensitive elements, such as vitamins and polyphenols, elevated equipment costs, and the necessity for rigorous process control to guarantee uniform heat dispersion. Ohmic heating presents significant challenges at the industrial scale, since differences in particle size and food content could affect heat dispersion (Alkanan *et al.*, 2021; Maspeke *et al.*, 2024; Rinaldi *et al.*, 2020).

Infrared radiation (IR) heating

Infrared is a segment of the electromagnetic spectrum situated between microwaves and the visible area, with wavelengths ranging from 0.5 μm to 100 μm (Sirohi *et al.*, 2021). Infrared radiation, a segment of electromagnetic spectrum, is categorized into three sections (near-, mid-, and far-infrared) based on their spectral wavelengths (Lee *et al.*, 2016). Infrared radiation is utilized in several thermal processes because of its intrinsic benefits, including surface radiation impact on food and swift penetration into food items (Datta and Ni, 2002; Lee *et al.*, 2016; Sakai and Hanzawa, 1994). Infrared light penetration induces vibrational motion in water molecules, resulting in heat creation (Aboud *et al.*, 2019; Sakai and Hanzawa, 1994). Infrared technology is energy-efficient, environmentally sustainable, and requires less water than traditional heating methods. It demonstrates several benefits, including reduced heating duration, uniform heating, minimal energy usage, elevated heat-transfer efficiency, and enhanced product quality (Sirohi *et al.*, 2021). Owing to these characteristics, infrared technology is utilized in numerous food-manufacturing processes, including drying, peeling, boiling, polyphenol recovery, antioxidant recovery, heating, freeze-drying, roasting, microbiological inhibition, sterilization of grains, juice and bread production, and cooking (Aboud *et al.*, 2019). Infrared treatment of mung beans for 5 min at an intensity of 0.29 kW/m^2 at a temperature of 70°C resulted in total visible suppression of fungal growth (Meenu *et al.*, 2018). The limited penetration depth of infrared diminishes its efficacy with greater food thickness, making it more suitable for sterilizing food surfaces (Aboud *et al.*, 2019). The catalytic infrared emitter is employed to combat rice weevils, merchant grain beetles, and saw-toothed grain beetles (Sirohi *et al.*, 2021). A brief exposure of 60 s is

often adequate to manage insects that infest the exterior or inside of stored grains (Ramaswamy *et al.*, 2012; Sirohi *et al.*, 2021). Infrared tempering treatment is beneficial for grain modification. Freshly harvested raw and stored rice contaminated with *Aspergillus flavus* spores underwent infrared tempering treatment and infrared heating (Wang *et al.*, 2014).

Novel nonthermal-processing technologies

Thermal treatment is a predominant method for microbial inactivation in food products. Heat induces undesirable impacts on the sensory, nutritional, and functional attributes of foods. The rising consumer desire for 'fresh-like' less processed foods has spurred the advancement of sophisticated and gentler food preservation techniques (Niakousari *et al.*, 2018). The phrase 'nonthermal processing' commonly refers to technologies that operate effectively at ambient or sublethal temperatures (Pereira and Vicente, 2010). Cold plasma technology, nanotechnology, PEF, HPP, HHP, high-intensity ultrasound (US), ultraviolet (UV) light, pulsed light (PL), ionizing radiation, and oscillating magnetic fields exhibit significant potential for the inactivation of microorganisms to varying extents (Butz and Tauscher, 2002; Pereira and Vicente, 2010). Certain treatments may involve heat through the generation of internal energy (e.g., adiabatic heating and resistive heating during HHP and PEF, respectively); however, they are categorized as nonthermal because, unlike thermal-processing technologies, they can eradicate microorganisms without employing high temperatures, thereby preventing adverse effects on flavor, color, and nutritional value of foods (Pereira and Vicente, 2010).

Ultraviolet (UV-C) radiation

Ultraviolet radiation technology is a nonthermal method and a viable alternative to conventional thermal treatments for the pasteurization of food items (Ashrafudoulla *et al.*, 2023).

Ultraviolet radiation is an economical therapy that does not produce chemical residues, thus qualifying as green technology (Yuan *et al.*, 2021). In the food business, ultraviolet light is mostly utilized for the decontamination of surfaces, equipment, food packaging, and air disinfection (Ashrafudoulla *et al.*, 2023). The various categories of ultraviolet light include UV-A (315–400 nm), which has a relatively longer wavelength and penetrates the epidermis and dermis; UV-B, known as 'burn rays' (280–315 nm), which can cause skin burns and skin cancer; UV-C, referred to as the 'germicidal range' (200–280 nm), which effectively eliminates pathogenic microbes; and vacuum-UV (100–200 nm), which can inactivate various human microbes (Ashrafudoulla *et al.*, 2023;

Delorme *et al.* 2020). Consequently, UV-C radiation represents the greatest energy segment of the Ultraviolet radiation spectrum and is among the most effective developing technologies utilized in food processing, exhibiting superior energy efficiency relative to traditional heat treatments (Ramos *et al.*, 2024).

Ultraviolet irradiation induces DNA damage, resulting in a fatal impact on microorganisms. Exposure to ultraviolet light generates cyclobutane pyrimidine dimers in DNA, thereby obstructing fresh DNA synthesis and eventually hindering microbial development. UV-C radiation (200–280 nm) is an effective method for destroying microbial DNA (Ashrafudoulla *et al.*, 2023). Ultraviolet irradiation is suggested as a germicide because of its fatal impact on several microorganisms, including bacteria, viruses, fungus, and algae (Shin *et al.*, 2016).

Among the four ultraviolet wavelength ranges, UV-C light has significant germicidal efficacy (Ashrafudoulla *et al.*, 2023). Historically, UV-C has primarily been utilized for surface disinfection; however, recent decades have demonstrated its potential for direct application in various food matrices, including vegetables, meat products, and beverages (Atik and Gumus, 2021; Hosseini *et al.*, 2019; Yang *et al.*, 2017). The germicidal efficacy of UV-C light on human enteroviruses in water was investigated by utilizing a device that emits polychromatic light wavelengths of 260 and 280 nm (Woo *et al.*, 2019). Findings indicated that ultraviolet light-emitting diodes (LEDs) efficiently inactivated the examined enteroviruses (Ashrafudoulla *et al.*, 2023). Ultraviolet radiation at 260 nm or 280 nm is the most effective wavelength for demonstrating significant inactivation properties in water treatment; however, because to its reduced cost and enhanced effectiveness, the 280-nm wavelength is preferred (Ashrafudoulla *et al.*, 2023; Li *et al.*, 2019).

UV-C light was employed to cleanse vegetative cells and spores of *Alicyclobacillus acidoterrestris* introduced in orange juice (Zhai *et al.*, 2021). Vegetative cells and spores were decreased by 6.04 log CFU/mL and 2.49 log CFU/mL, respectively, following UV-C treatment at 275 nm for 220 mJ/cm². Despite observable color alterations and a little reduction in total phenolic content, the UV-C light treatment did not significantly affect the physicochemical qualities of the juice (Ashrafudoulla *et al.*, 2023). Furthermore, UV-C radiation is regarded as an effective method for diminishing harmful microorganisms in dairy products. The efficacy of UV-C light in eradicating pathogenic bacteria in skimmed milk was assessed utilizing a collimated beam at a wavelength of 253.7 nm (Delorme *et al.*, 2020). The findings indicated that a UV-C dosage of 40 mJ/cm² effectively inactivated over 5 log of *E. coli* ATCC 25922, *Salmonella typhimurium* ATCC 13311, and *L. monocytogenes* ATCC 19115 (Ashrafudoulla *et al.*, 2023; Gunter-Ward *et al.* 2018).

Cold plasma technology

In the food business, several green technologies are implemented to eliminate germs from manufacturing lines and products, thereby preventing quality deterioration, recalls, and outbreak of foodborne diseases (Nwabor *et al.*, 2022). This has resulted in a boom of discussions on the applicability of green technology in the preservation and shelf-life extension of processed food, ensuring that this remains unmodified while maximizing consumer safety and protection. The efficacy of most green technologies is constrained by the development of resistant spores in specific foodborne bacteria and the synthesis of poisons. In the last decade, plasma technology has been widely utilized in the food sector as a novel and promising nonthermal cleaning method. Despite the necessity for elevated energy levels in plasma induction, recent progress in plasma physics has enabled the production of ‘cold plasma’ at ambient temperatures and atmospheric pressures. Cold plasma, a unique non-thermal method, has demonstrated significant efficacy in spore inactivation and deactivation of enzymes and toxins to assure the microbiological safety of food (Nwabor *et al.*, 2022). Figure 3 outlines the reactive species in cold plasma responsible for the surface decontamination of food grains. The approach employs plasma, including ionized or partly ionized gases, to deactivate food contaminants, such as microbial cells, enzymes, and toxins. Plasma is generated by either heating gas in a sealed container under high vacuum or by employing radiofrequency or microwave energy to energize gas molecules, resulting in the formation of free radicals, which are the primary components of plasma (Nwabor *et al.*, 2022). The technology’s efficacy has been shown in several published publications across a diverse range of food items, encompassing both natural and processed foodstuffs. The method’s application to surface sanitization of in-package fruit and various food products, such as vegetables, meat, and cereal grains, has yielded promising results, effectively eradicating microorganisms, extending shelf life, minimizing spoilage losses, and enhancing the nutritional, functional, and sensory attributes of food products (Starek *et al.*, 2019). Moreover, cold plasma technology presents various benefits, such as expedited processes, increased efficiency, reduction of procedural steps, superior product quality, preservation of product attributes (e.g., texture, nutritional value, and organoleptic properties), and extended shelf life (Nwabor *et al.*, 2022).

Nanotechnology

Nanotechnology involves the examination and utilization of minuscule entities at the nanometre scale throughout several scientific domains. Increasing customer apprehensions over food quality and health advantages are driving researchers to identify methods that might

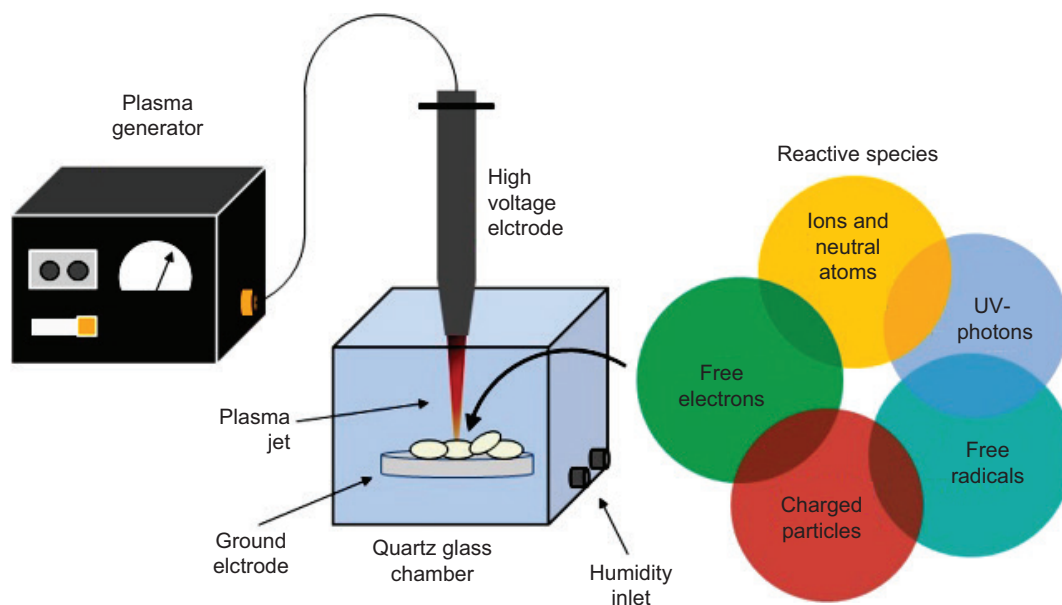


Figure 3. Reactive species in cold plasma responsible for surface decontamination of food grains. (Reproduced from Sirohi *et al.*, 2021).

improve food quality while minimally affecting the product's nutritional value. The need for nanoparticle-based products in the food sector has risen, as many include vital nutrients and are deemed nontoxic (Roselli *et al.*, 2003; Singh *et al.*, 2017). Nanotechnology enables the manipulation and modification of materials and systems at the nanoscale, resulting in properties that differ markedly from those at a larger scale.

The uses of nanotechnology in the food business may be categorised into two primary groups: food nanostructured ingredients and food nanosensing (Singh *et al.*, 2017). Food nanostructured substances span a broad spectrum, including food processing and packaging. In food processing, these nanostructures serve as food additives, carriers for the intelligent delivery of nutrients, anti-caking agents, antimicrobial agents, and fillers to enhance the mechanical strength and durability of packaging materials. Additionally, food nanosensing is utilized to improve food quality and safety assessment (Ezhilarasi *et al.*, 2013; Singh *et al.*, 2017). Nanotechnology has novel prospects for microbial regulation in food. Antimicrobial nanomaterials, including silver and copper nanoparticles, have inhibitory effects against many foodborne bacteria. These compounds are integrated into food packaging, coatings, and surfaces to inhibit microbial contamination (Herrera *et al.*, 2023). Nanotechnology in the food industry includes the use of nanosensors, nanomaterials, nanocomposites, nanoencapsulation, and nanocoatings. Nanosensors detect carcinogens in food products, signal food spoilage by indicating minor alterations in gas composition and color, raise awareness among consumers

and distributors regarding food safety by identifying pathogens, and monitor changes in the storage environment, including microbial contamination and fluctuations in temperature and humidity that may lead to food degradation (Girthie John Britto *et al.*, 2023).

Inorganic and organic nanoparticles are employed in antibacterial food packaging to preserve the color and stability of food items while preventing development of microbial biofilm. Figure 4 outlines the nanoformulation-based system for food grain decontamination. Nanoparticles inhibit moisture loss by limiting oxygen permeation into food containers, thus preserving food freshness for extended storage period. Nanocomposites, formed by integrating nanoparticles with polymers, enhance quality and extend the shelf life of many food items. Many bioactive chemicals found in dietary items frequently degrade under severe environmental circumstances (Girthie John Britto *et al.*, 2023). The nanoencapsulation of bioactive substances prolongs food's shelf life by mitigating or preventing degradation until reaching the target location.

Nanocoatings comprise homogenous layers of nanoparticles measuring between 10 nm and 100 nm, utilized for detecting small storage pollutants. Nanocoatings efficiently preserve antibrowning agents, antioxidants, enzymes, flavors, and colors by inhibiting gaseous exchange and moisture in diverse food substances. One notable benefit of nanocoatings is their ability to preserve the shelf life of processed food items even after opening of packaging. Although nanotechnology offers

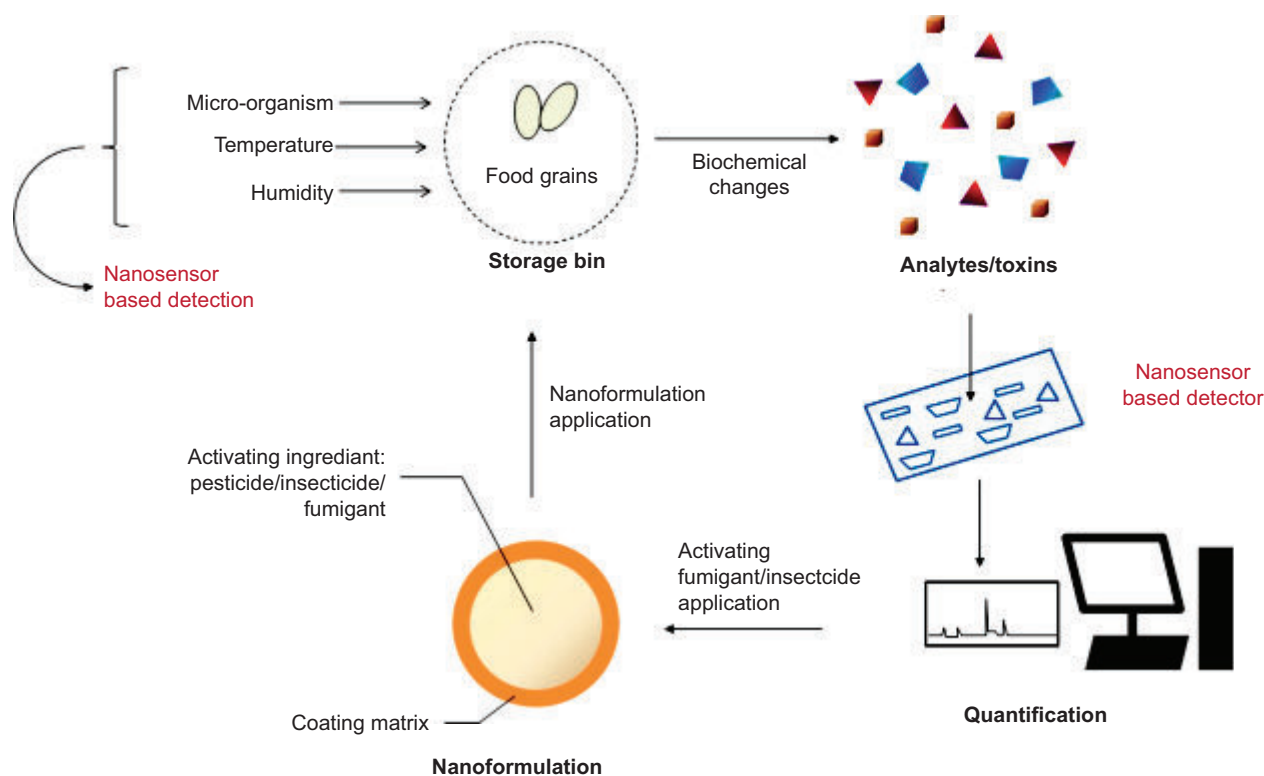


Figure 4. Nanoformulation-based system for food grain decontamination. (Reproduced from Sirohi *et al.*, 2021).

benefits in food safety, other potential problems still remain. Controversies surrounding the use of nanoparticles in food-processing sectors and their potential toxicological consequences must be addressed to alleviate public apprehensions (Girthie John Britto *et al.*, 2023).

High-pressure processing

High-pressure processing, a highly advanced nonthermal method, is extensively utilized to inactivate pathogenic microorganisms and enzymatic activity, including pectin methyl esterases (PMEs), in food products without prior thermal treatment at isostatic pressure (Lee *et al.*, 2016; Torrecilla *et al.*, 2005). HPP is a pasteurization method that subjects a food product to ultra-high pressure between 100 MPa and 600 MPa. During pasteurization, food is enclosed in an airtight vessel and subjected to ultra-high pressure, utilizing water as a pressure medium (Yamamoto, 2017). Furthermore, the pasteurization impact of HPP is unaffected by the packing volume of the food; hence, items of varying quantities may be treated concurrently in the same batch. In contrast to traditional thermal food-processing methods, HPP may be conducted at ambient temperature, thus reducing production costs by conserving energy related to heating and subsequent cooling during sterilization (Ashrafudoulla *et al.*, 2023). It deactivates harmful microbes and enzymes while preserving the food's sensory and nutritional attributes (Khaliq *et al.*, 2021). HPP can inactivate vegetative

microorganisms by compromising cell membranes, denaturing proteins, and degrading intracellular proteins (Yang *et al.* 2021). Spores, the most dormant form of dangerous bacteria, such as Bacilli and Clostridia, exhibit remarkable resistance to heat, dehydration, and both physical and chemical stressors. Consequently, HPP may serve as a promising method to suppress spore-forming microbes in both raw and processed post-packaged food, thereby attaining improved quality, safety, and stability (Ashrafudoulla *et al.*, 2023; Huang *et al.*, 2020).

High-pressure processing has the potential to eradicate pathogens in packaged products and can serve as an antibacterial component within hurdle technology, in combination with other nonthermal food sterilization methods, without modifying the original process (Ashrafudoulla *et al.*, 2023). The use of HPP for a treatment duration of 30 s effectively inactivates harmful bacteria, molds, and yeasts in food, hence enhancing food safety and prolonging the shelf life of final products (Hwang and Fan 2015). For example, apple juice subjected to HPP pressure ranging from 139 MPa to 561 MPa for 39–181 s resulted in the inactivation of *L. monocytogenes*, *E. coli* O157:H7, and *S. enterica* (Petrus *et al.*, 2020). Another investigation indicated that *L. monocytogenes* strains exhibited little resistance to pressure treatments of 450 MPa for 10 min and 600 MPa for 5 min at low water activity in sliced dry-cured ham (Pérez-Baltar *et al.*, 2020). The examination of

Aspergillus flavus conidia inactivation using HPP showed that a treatment at 600 MPa for 3 min eradicated 107 CFU/mL of viable fungus and reduced spore viability (Ashrafudoulla et al., 2023; Hsiao et al. 2021).

A solitary HPP treatment may be inadequate for eradicating pathogens; nevertheless, when coupled with additional methods, such as heat, it can efficiently eliminate foodborne bacterial spores (Ashrafudoulla et al., 2023). Ultra-high temperature system utilizing pressure assistance successfully inactivated spores of *Bacillus subtilis* 168 and *Clostridium sporogenes* PA3679 when subjected to 600 MPa and 700 MPa at 121°C for <1 min (Liang et al. 2019). A log decrease of 6.75 was observed for *Bacillus subtilis* spores and a reduction of >5 logs for spores of *Clostridium sporogenes*. The HPP facilitated spore germination, making the spores vulnerable to inactivation by elevated temperatures (Ashrafudoulla et al., 2023).

Pulsed light

Pulsed light is a recognized alternative method for pathogen inactivation in food. It comprises powerful, brief bursts of broad-spectrum light with a wavelength distribution ranging from 100 nm to 1100 nm: ultraviolet light (100–400 nm), visible light (400–700 nm), and infrared light (700–1,100 nm) (Ashrafudoulla et al., 2023). In contrast to ultraviolet light, which uses low- or medium-pressure mercury lamps for germicidal radiation in the treatment of liquid foods and drinks, pulsed light disinfection utilizes inert-gas flash lamps (Delorme et al. 2020; Li and Farid 2016). The process of photoluminescence is nearly analogous to ultraviolet light, which may similarly harm cellular structure by destroying DNA. The antibacterial efficacy of pulsed light against *E. coli* was examined (Zhu et al. 2019). Pulsed light was observed to alter the morphology, endoenzymes, enterocytes, respiratory metabolism, and DNA synthesis of *E. coli* O157:H7. Pulsed light therapy significantly decreased proteins, ATP, and DNA levels. It decreased the activity of ATPase, β -galactosidase, and alkaline phosphatase as well as the metabolism of *E. coli* O157:H7 (Ashrafudoulla et al., 2023). Microscopic investigation revealed that pulsed light treatment significantly compromised the cell membrane of *E. coli* O157:H7. Consequently, pulsed light can serve as an efficacious solution for eradicating dangerous bacteria while extending the shelf life of food products (Ashrafudoulla et al., 2023).

Pulsed light is a potential method for deactivating unwanted and spoilage bacteria, both *in vitro* and in food, without compromising quality features (Ashrafudoulla et al., 2023). The application of pulsed light at varying fluences (1.25–18 J/cm²) effectively diminished numerous pathogens present in fresh chicken meat, achieving reductions of 0.9–2.4 log for *Salmonella enteritidis*, 1.1–2.0 log for *Listeria monocytogenes*, 1.3–3.0 log for

Staphylococcus aureus, 1.1–2.9 log for *Pseudomonas*, 1.3–3.0 log for *Brochothrix thermosphacta*, and 1.5–1.8 log for *Carnobacterium divergens* (Ashrafudoulla et al., 2023). The elimination of pathogens in strawberries with pulsed light processing extended fruit's shelf life and preserved physicochemical properties (Cao et al., 2019). The results indicated a marginal drop in artificially deposited *Salmonella* levels (0.4 to 0.8 log) and a significant reduction in mould proliferation by 2 to 4 days relative to the untreated control. Ultraviolet and pulsed light exhibit promising efficacy in eradicating bacteria in food; yet a coordinated effort is required in the future to comprehensively elucidate their effects and antimicrobial mechanisms (Ashrafudoulla et al., 2023).

Pulsed electric field

Pulsed UV-A radiation within the wavelength range of 315–400 nm has bactericidal properties by damaging the DNA/RNA strands of bacteria (Sirohi et al., 2021). PEF is a novel food-processing technique that utilizes the phenomena of electroporation or electropermeabilization of the cell membrane by brief electrical pulses (Ashrafudoulla et al., 2023). Successful decontamination of specific microorganisms via PEF necessitates the careful selection of operational parameters, such as electric field strength and the duration and frequency of pulse treatment, as these factors influence the reversibility of cell membrane permeability (Ashrafudoulla et al., 2023). Brief bursts of high-intensity ultraviolet light can efficiently eliminate pathogenic microbes in low-moisture foods, including cereal grains (Sirohi et al., 2021). The use of 395-nm pulsed light may achieve a 2.91 log decrease of *Salmonella* spp. in wheat flour following a 60-min treatment (Du et al., 2020). The efficacy of PEF treatment in inactivating food spoilage bacteria in apple juice was evaluated (Dziadek et al. 2019). Consequently, PEF reduced bacterial load in apple juice while preserving the concentration of beneficial chemicals. The use of PEF is gaining commendation as a substitute for heat treatment in the preservation of juice, liquid eggs, milk, and soups (Nowosad et al. 2021).

While PEF technology has considerable potential, its efficacy in addressing some infections found in milk products is restricted if utilized in isolation (Ashrafudoulla et al., 2023). Consequently, the synergistic use of PEFs alongside a moderate thermal treatment was investigated to enhance the safety and preserve the quality of dairy products. Mild heating with PEF enhanced the shelf life of milk products by achieving a 3.0–6.0 log decrease in microbial load (Alirezalu et al. 2020a). Despite PEF being a viable food-processing technique, now employed by several enterprises for the treatment of liquids (such as tomato juice) and solids (such as potatoes) (Ostermeier et al. 2020), its adoption within the food sector remains limited. This arises from some challenges intrinsic to the

technology, including the initial requirement to pressurize and degas the product to prevent electrical discharge difficulties (Ostermeier *et al.* 2020). Nonetheless, PEF must be integrated with additional processing techniques to get improved inactivation proportions (Ashrafudoulla *et al.*, 2023).

Ultrasonication (US)

Ultrasound is considered as a nonthermal-processing technique with the potential to serve as a viable alternative to thermal food-processing methods (Rastogi, 2011). It involves the utilization of ultrasound at low temperatures, applicable to temperature-sensitive items in which there is apprehension over nutritional degradation, such as vitamin C loss, protein denaturation, and non-enzymatic browning (Ravikumar *et al.*, 2017). Ultrasound is employed for biofilm removal and should be augmented by further inactivation techniques. Consequently, high-power, low-frequency ultrasound (20–100 kHz) is deemed effective in inhibiting microorganisms during food processing because of its capacity to induce cavitation (Jiang *et al.*, 2020). An examination of the inactivation of *E. coli*, *Saccharomyces cerevisiae*, and *Bacillus subtilis* using ultrasonic cavitation established that the frequency and acoustic strength were contingent upon specific bacteria or fungi (Hashimoto *et al.* 2020). While disinfection with ultrasonic waves is a novel method for enhancing food quality because of its bactericidal properties (Ashrafudoulla *et al.*, 2023; Cao *et al.* 2018), its standalone application at ambient temperature has demonstrated limited effectiveness against microbes. Consequently, it is advisable to integrate this technology with additional challenges (pressure, heat, or both) to enhance total disinfection (Ashrafudoulla *et al.*, 2023). Ultrasound primarily inactivates bacteria through cavitation phenomena. This gadget generates ultrasonic vibrations that induce the formation of gas bubbles in the liquid media (Ashrafudoulla *et al.*, 2023). Upon reaching a specific size threshold, the bubbles collapse, producing intense shear forces within the fluid and severe temperatures and pressures at the point of implosion (Delmas and Barthe 2015). These severe circumstances incapacitate microorganisms. The efficacy of ultrasonic therapy primarily relies on specific targeted microorganisms (Ashrafudoulla *et al.*, 2023). Prolonged ultrasonication reduced inoculated vegetative cells (5 log CFU/mL) of thermophilic *Bacillus coagulans* in skimmed milk (Bawa, 2016). A 92% inactivation rate was observed following 12 rounds, with each pass lasting for 80 s. The inactivation rate mounted to 99.98% with the combination of ultrasonication and pasteurization at 63°C for 30 min. This outcome indicated enhanced efficiency of ultrasonication if coupled with thermal treatment (Ashrafudoulla *et al.*, 2023).

Nonetheless, prolonged exposure is necessary to eliminate or inactivate stable enzymes and/or bacteria, which

may result in significant energy demands. The use of ultrasound may increase temperature, contingent upon ultrasonic strength and duration of application, necessitating regulation to optimize the process (Zheng and Sun, 2006). Ultrasonic treatment may effectively inactivate foodborne microorganisms, with enhanced effectiveness, if used in conjunction with other methods, such as heat or chemicals.

Food irradiation

Food irradiation employs low-ionizing radiation for the purpose of microbiological disinfection. Ionizing radiation sources for food irradiation have encompassed gamma rays, electron beams (e-beams), and X-rays (Ashrafudoulla *et al.*, 2023; Ehlermann, 2016). Food irradiation is a safe technology that has been deemed 'wholesome,' indicating that the consumption of irradiated food poses no damage to human health (Levy and Villavicencio, 2020). Nonetheless, consumers consider ionization irradiation as unacceptable, perceiving it as an unsafe processing procedure because of a misconception conflating radioactive food with irradiated food (Levy and Villavicencio, 2020).

Notwithstanding consumer hesitance, China and Vietnam are among the nations now employing irradiation on specific items, including herbs, spices, and vegetables (Ashrafudoulla *et al.*, 2023). Products subjected to irradiation must adhere to international criteria for radiation sources: X-rays (bremsstrahlung), electron beams (up to 10 MeV), and gamma rays (from radionuclides or caesium-137 isotopes) (Ashrafudoulla *et al.*, 2023). Gamma irradiation has greater penetrating depth, compared to electron beams and X-rays. Food irradiation is the favored approach because of its beneficial effects on harmful bacteria and its ability to preserve the quality of dairy products (Levy and Villavicencio, 2020). Nonetheless, the necessary radiation can affect microbial burden as well as microbial resistance. Additional factors influence irradiation efficiency, including the product's status (fresh or frozen), ambient temperature, chemical makeup, and moisture content (Ashrafudoulla *et al.*, 2023).

Irradiation eliminates foodborne pathogens by destroying microbial DNA and obstructing cell division through the inhibition of DNA synthesis. Ionizing radiation possesses adequate strength to penetrate bacterial cell membranes and impact cellular components (Ashrafudoulla *et al.*, 2023). It induces DNA mutations and generates peroxides. As these mutations proliferate, they ultimately result in cellular demise. The buildup of oxidizing agents results in cell lysis and subsequent cell death (Li and Farid 2016). This method is suitable for sterilizing items that are marketed without heat treatment, diminishing hazardous substances in food, and decelerating the

deterioration of fruits and vegetables (Bevelacqua and Mortazavi, 2020).

The efficacy of food irradiation (gamma radiation) treatment (0.5–5 kGy) was evaluated to ensure microbiological safety of a ready-to-bake vegetable products and its impact on nutritional properties during cold storage (Bandyopadhyay *et al.* 2020). A food irradiation treatment dosage of 2 kGy reduced the microbial load encompassing yeast and mould. The nutritional content of vegetables was maintained with the same irradiation dose, even after 20 days of storage (Molina-Chavarria *et al.* 2020). Food irradiation remains an excellent non-thermal technique for diminishing foodborne bacteria; nonetheless, meticulous and precise radiation dosimetry is essential for regulating the irradiation process. Subjecting food to high amounts of irradiation can produce radioactive materials, offering possible health concerns to consumers, such as health malfunction or cancer (Ashrafudoulla *et al.*, 2023).

Combined hurdle processing technology

A variety of thermal and nonthermal methods are employed for the disinfection of food grains. Given that some procedures may not consistently be feasible or ecologically sustainable, the integration of thermal and nonthermal technologies with alternative processing methods could be employed to disinfect and maintain the quality of food grains (Sirohi *et al.*, 2021). The amalgamation of two or more natural antimicrobials or physical approaches, referred to as the ‘hurdle approach,’ has garnered the attention of the food industry because of its negligible effect on the nutritional content and sensory attributes of foods (Abdelhamid and El-Dougoud, 2020; Singh and Shalini, 2016). Recently, Nadon *et al.* (2025) used cold plasma (CP) to modify polybutylene succinate (PBS)-starch films by incorporating Makwaen essential oils to enhance shelf life of pork sausage: ‘when the essential oil was applied at a concentration of 80% v/v and stored at 25°C for 72 h, the coated film extended the shelf life of packaged pork sausages to 40 h, compared to 36 h for the control group’ (Nadon *et al.*, 2025). Although HPP and PEF exert minimal or no impact on dietary ingredients, they are often fatal to various spores, non-spore-forming bacteria, yeasts, molds, and viruses. They possess potential for industrial usage, especially when integrated with thermal or other nonthermal preservation methods.

Sonication alone is ineffective in eradicating bacteria in food; however, thermosonic (heat and sonication), manosonic (pressure and sonication), and manothermosonic (heat, pressure, and sonication) treatments are likely the most successful modes for microbial inactivation

(Niakousari *et al.*, 2018). A unique combination of methods utilized for thermal and nonthermal food-processing may inflict little physical and chemical property harm on food items. The integration of technologies significantly enhanced the inactivation proportions of enzymes and microorganisms during pasteurization, potentially streamlining food production by decreasing processing time and energy usage, especially in the drying phase (Lee *et al.*, 2016).

Conclusions

The future of the global food business depends on technical advances that are well positioned to convert food systems into more economically, ecologically, and socially sustainable entities. The successful use of these novel and developing technologies necessitates adherence to the highest standards throughout the food supply chain to ensure the safety and health of food products and meet customer expectations. This study illustrated the existence of several strategies and successful methods for microbial control in food products. Progress in this domain has facilitated the creation of novel instruments and technologies that aid in preventing contamination and guaranteeing food safety. These alternative technologies might markedly reduce processing periods, yield energy savings, and ensure optimal food safety, thereby helping the food sector. Despite the actual use of several developing technologies in food processing, certain inherent drawbacks persist, resulting in unresolved issues that hinder the preservation of the anticipated quality of agricultural products. Consequently, the integration of many developing technologies has garnered significant attention in mitigating the limitations associated with each technology. Nonetheless, issues such as antibiotic resistance and the identification of novel pathogens persist, underscoring the necessity for ongoing study and development in this domain. Numerous innovative technologies have garnered significant interest from researchers, food producers, and consumers; nevertheless, major hurdles must be addressed before achieving full industrial and consumer acceptance. Challenges encompass substantial investment and operational expenses that must be surmounted to validate the industrial usage of these strategies.

Author Contributions

All authors contributed equally to this article.

Conflicts of Interest

Authors declare no conflict of interest.

Funding

This work is not supported by specific funds.

References

- Abbas, H.K., Zablotowicz, R.M., Bruns, H.A. and Abel, C.A. 2006. Biocontrol of aflatoxin in corn by inoculation with non-aflatoxigenic *Aspergillus flavus* isolates. *Biocontrol Sci Technol*. 16(5):437–449. <https://doi.org/10.1080/09583150500532477>
- Abdelhamid, A.G. and El-Dougoudou, N.K. 2020. Controlling food-borne pathogens with natural antimicrobials by biological control and antiviral strategies. *Heliyon*. 6(9):e05020. <https://doi.org/10.1016/j.heliyon.2020.e05020>
- Abdelhamid, A.G., El-Masry, S.S. and El-Dougoudou, N.K. 2019. Probiotic lactobacillus and bifidobacterium strains possess safety characteristics, antiviral activities and host adherence factors revealed by genome mining. *EPMA J*. 10(4):337–350. <https://doi.org/10.1007/s13167-019-00184-z>
- Abdelhamid, A.G. and Yousef, A.E. 2019. The microbial lipopeptide paenibacterin disrupts desiccation resistance in *Salmonella enterica*, *Serovars tennessee* and *Eimbuettel*. *Appl Environ Microbiol*. 85(14):e00739-19. <https://doi.org/10.1128/AEM.00739-19>
- Abdelshafy, A.M., Younis, H.A., Osman, A.I., Hussein, S.M., El-Ela, A.S.A., Mahmoud, E.A., Elsherbiny, O. and Rashwan, A.K. 2025. Recent advances in detection and control strategies for foodborne bacteria in raw and ready-to-eat fruits and vegetables. *Food Front*. [fft2.541](https://doi.org/10.1002/fft2.541). Advance online publication. <https://doi.org/10.1002/fft2.541>
- Aboud, S.A., Altemimi, A.B., Al-Hilphy, A.R.S., Yi-Chen, L. and Cacciola, F. 2019. A comprehensive review on infrared heating applications in food processing. *Molecules*. 24(22):4125. <https://doi.org/10.3390/molecules24224125>
- Acuña, L., Morero, R.D. and Bellomio, A. 2011. Development of wide-spectrum hybrid bacteriocins for food biopreservation. *Food Bioproc Technol*. 4(6):1029–1049. <https://doi.org/10.1007/s11947-010-0465-7>
- Alirezalu, K., Hesari, J., Eskandari, M.H., Valizadeh, H. and Sirousazar, M. 2017. Effect of green tea, stinging nettle and olive leaves extracts on the quality and shelf life stability of Frankfurter type sausage: effect of plant extracts in Frankfurter sausage. *J Food Proc Preserv*. 41(5):e13100. <https://doi.org/10.1111/jfpp.13100>
- Alirezalu, K., Munekata, P.E.S., Parniakov, O., Barba, F.J., Witt, J., Toepfl, S., Wiktor, A. and Lorenzo, J.M. 2020a. Pulsed electric field and mild heating for milk processing: a review on recent advances. *J Sci Food Agri*. 100(1):16–24. <https://doi.org/10.1002/jsfa.9942>
- Alirezalu, K., Pateiro, M., Yaghoubi, M., Alirezalu, A., Peighambaroudost, S.H. and Lorenzo, J.M. 2020b. Phytochemical constituents, advanced extraction technologies and technological properties of selected Mediterranean plants for use in meat products. A comprehensive review. *Trends Food Sci Technol*. 100:292–306. <https://doi.org/10.1016/j.tifs.2020.04.010>
- Alkanan, Z.T., Altemimi, A.B., Al-Hilphy, A.R.S., Watson, D.G. and Pratap-Singh, A. 2021. Ohmic heating in the food industry: developments in concepts and applications during 2013–2020. *Appl Sci*. 11(6):2507. <https://doi.org/10.3390/app11062507>
- Ałtyn, I. and Twarużek, M. 2020. Mycotoxin contamination concerns of herbs and medicinal plants. *Toxins*. 12(3):182. <https://doi.org/10.3390/toxins12030182>
- André, S., Vallaëys, T. and Planchon, S. 2017. Spore-forming bacteria responsible for food spoilage. *Res Microbiol*. 168(4):379–387. <https://doi.org/10.1016/j.resmic.2016.10.003>
- Arun, K.B., Anoopkumar, A.N., Sindhu, R., Binod, P., Aneesh, E.M., Madhavan, A. and Awasthi, M.K. 2023. Synthetic biology for sustainable food ingredients production: recent trends. *Syst Microbiol Biomanuf*. 3(1):137–149. <https://doi.org/10.1007/s43393-022-00150-3>
- Ashrafudoulla, Md., Ulrich, M.S.I., Tousehik, S.H., Nahar, S., Roy, P.K., Mizan, F.R., Park, S.H. and Ha, S.-D. 2023. Challenges and opportunities of non-conventional technologies concerning food safety. *World Poult Sci J*. 79(1):3–26. <https://doi.org/10.1080/00439339.2023.2163044>
- Aslam, B., Arshad, M.I., Aslam, M.A., Muzammil, S., Siddique, A.B., Yasmeen, N., Khurshid, M., Rasool, M., Ahmad, M., Rasool, M.H., Fahim, M., Hussain, R., Xia, X. and Baloch, Z. 2021a. Bacteriophage proteome: insights and potentials of an alternate to antibiotics. *Infect Dis Ther*. 10(3):1171–1193. <https://doi.org/10.1007/s40121-021-00446-2>
- Aslam, B., Khurshid, M., Arshad, M.I., Muzammil, S., Rasool, M., Yasmeen, N., Shah, T., Chaudhry, T.H., Rasool, M.H., Shahid, A., Xueshan, X. and Baloch, Z. 2021b. Antibiotic resistance: one health one world outlook. *Front Cell Infect Microbiol*. 11:771510. <https://doi.org/10.3389/fcimb.2021.771510>
- Atik, A. and Gumus, T. 2021. The effect of different doses of UV-C treatment on microbiological quality of bovine milk. *Food Sci Technol (LWT)*. 136:110322. <https://doi.org/10.1016/j.lwt.2020.110322>
- Awad, A.M., Kumar, P., Ismail-Fitry, M.R., Jusoh, S., Ab Aziz, M.F. and Sazili, A.Q. 2022. Overview of plant extracts as natural preservatives in meat. *J Food Proc Preserv*. 46(8):e16796. <https://doi.org/10.1111/jfpp.16796>
- Balaban, M., Koç, C., Sar, T. and Akbas, M.Y. 2021. Antibiofilm effects of pomegranate peel extracts against *B. cereus*, *B. subtilis*, and *E. faecalis*. *Int J Food Sci Technol*. 56(10):4915–4924. <https://doi.org/10.1111/ijfs.15221>
- Balaban, M., Koç, C., Sar, T. and Akbas, M.Y. 2022. Screening for bioactive compound rich pomegranate peel extracts and their antimicrobial activities: extraction methods for increased antibacterial and antifungal properties. *Johnson Matthey Technol Rev*. 66(1):81–89. <https://doi.org/10.1595/205651322X16104587974507>
- Balandin, S.V., Sheremeteva, E.V. and Ovchinnikova, T.V. 2019. Pediocin-like antimicrobial peptides of bacteria. *Biochemistry (Moscow)*. 84(5):464–478. <https://doi.org/10.1134/S000629791905002X>
- Balasubramanian, A., Lee, D.S., Chikindas, M.L. and Yam, K.L. 2011. Effect of Nisin's controlled release on microbial growth as modeled for *Micrococcus luteus*. *Probiotics Antimicro Proteins*. 3(2):113–118. <https://doi.org/10.1007/s12602-011-9073-8>

- Bandyopadhyay, N.C., More, V., Tripathi, J. and Gautam, S. 2020. Gamma radiation treatment to ensure microbial safety of ready to bake (RTB) vegetable toppings/ fillers and retain their nutritional qualities during cold storage. *Radiat Phys Chem.* 176:108939. <https://doi.org/10.1016/j.radphyschem.2020.108939>
- Barashkova, A.S. and Rogozhin, E.A. 2020. Isolation of antimicrobial peptides from different plant sources: does a general extraction method exist? *Plant Methods.* 16(1):143. <https://doi.org/10.1186/s13007-020-00687-1>
- Bawa, D. 2016. Inactivation of Thermodynamic Sporeformers and Spores in Skim Milk by Continuous Ultrasonication and Hydrodynamic Cavitation in Combination with Thermal Treatments. *Electronic Theses and Dissertations, South Dakota State University.* <https://openprairie.sdstate.edu/etd/1040> (Accessed on: 12 January 2025).
- Bayoumi, M.A. and Griffiths, M.W. 2012. In vitro inhibition of expression of virulence genes responsible for colonization and systemic spread of enteric pathogens using *Bifidobacterium bifidum* secreted molecules. *Int J Food Microbiol.* 156(3):255–263. <https://doi.org/10.1016/j.jfoodmicro.2012.03.034>
- Becerril, R., Nerín, C. and Silva, F. 2020. Encapsulation systems for antimicrobial food packaging components: an update. *Molecules.* 25(5):1134. <https://doi.org/10.3390/molecules25051134>
- Beekwilder, J., Wolswinkel, R., Jonker, H., Hall, R., De Vos, C.H.R. and Bovy, A. 2006. Production of resveratrol in recombinant microorganisms. *Appl Environ Microbiol.* 72(8):5670–5672. <https://doi.org/10.1128/AEM.00609-06>
- Bevelacqua, J.J. and Javad Mortazavi, S.M. 2020. Can irradiated food have an influence on people's health? In: Andersen, V. (Ed.) *Genetically Modified and Irradiated Food. Controversial Issues: Facts versus Perceptions.* Elsevier, Amsterdam, the Netherlands, pp. 243–257. <https://doi.org/10.1016/B978-0-12-817240-7.00015-2>
- Birla, S.L., Wang, S., Tang, J. and Tiwari, G. 2008. Characterization of radio frequency heating of fresh fruits influenced by dielectric properties. *J Food Eng.* 89(4):390–398. <https://doi.org/10.1016/j.jfoodeng.2008.05.021>
- Biswara, L.S., Da Costa Sousa, M.G., Rezende, T.M.B., Dias, S.C. and Franco, O.L. 2018. Antimicrobial peptides and nanotechnology, recent advances and challenges. *Front Microbiol.* 9:855. <https://doi.org/10.3389/fmicb.2018.00855>
- Bodie, A.R., Wythe, L.A., Dittoe, D.K., Rothrock, M.J., O'Bryan, C.A. and Ricke, S.C. 2024. Alternative additives for organic and natural ready-to-eat meats to control spoilage and maintain shelf life: current perspectives in the United States. *Foods* 13(3):464. Scopus. <https://doi.org/10.3390/foods13030464>
- Borrajó, P., Pateiro, M., Barba, F.J., Mora, L., Franco, D., Toldrá, F. and Lorenzo, J.M. 2019. Antioxidant and antimicrobial activity of peptides extracted from meat by-products: a review. *Food Anal Methods.* 12(11):2401–2415. <https://doi.org/10.1007/s12161-019-01595-4>
- Brady, D., Grapputo, A., Romoli, O. and Sandrelli, F. 2019. Insect cecropins, antimicrobial peptides with potential therapeutic applications. *Int J Mol Sci.* 20(23):5862. <https://doi.org/10.3390/ijms20235862>
- Butz, P. and Tauscher, B. 2002. Emerging technologies: chemical aspects. *Food Res Int.* 35(2–3):279–284. [https://doi.org/10.1016/S0963-9969\(01\)00197-1](https://doi.org/10.1016/S0963-9969(01)00197-1)
- Cao, X., Huang, R. and Chen, H. 2019. Evaluation of food safety and quality parameters for shelf life extension of pulsed light treated strawberries. *J Food Sci.* 84(6):1494–1500. <https://doi.org/10.1111/1750-3841.14613>
- Cao, Y. and Miao, L. 2023. Consumer perception of clean food labels. *Br Food J.* 125(2):433–448. <https://doi.org/10.1108/BFJ-03-2021-0246>
- Cao, X., Zhang, M., Mujumdar, A.S., Zhong, Q. and Wang, Z. 2018. Effects of ultrasonic pretreatments on quality, energy consumption and sterilization of barley grass in freeze drying. *Ultrason Sonochem.* 40:333–340. <https://doi.org/10.1016/j.ultsonch.2017.06.014>
- Casaburi, A., Di Martino, V., Ferranti, P., Picariello, L. and Villani, F. 2016. Technological properties and bacteriocins production by *Lactobacillus curvatus* 54M16 and its use as starter culture for fermented sausage manufacture. *Food Control.* 59:31–45. <https://doi.org/10.1016/j.foodcont.2015.05.016>
- Castellano, P., Peña, N., Ibarreche, M.P., Carduza, F., Soteras, T. and Vignolo, G. 2018. Antilisterial efficacy of *Lactobacillus* bacteriocins and organic acids on Frankfurters. Impact on sensory characteristics. *J Food Sci Technol.* 55(2):689–697. <https://doi.org/10.1007/s13197-017-2979-8>
- Cederberg, C. and Sonesson, U. 2011. *Global Food Losses and Food Waste: Extent, Causes and Prevention.* Study conducted for the International Congress Save Food! Rome at Interpack Düsseldorf, Germany, 2011 (16–17 May), Gustavsson, J. (Ed.). Food and Agriculture Organization of the United Nations, Rome, Italy.
- Cho, W.-I., Yi, J. Y. and Chung, M.-S. 2016. Pasteurization of fermented red pepper paste by ohmic heating. *Innov Food Sci Emerg Technol.* 34:180–186. <https://doi.org/10.1016/j.ifset.2016.01.015>
- Choi, Y., Lee, S.M., Chun, J., Lee, H.B. and Lee, J. 2006. Influence of heat treatment on the antioxidant activities and polyphenolic compounds of Shiitake (*Lentinus edodes*) mushroom. *Food Chem.* 99(2):381–387. <https://doi.org/10.1016/j.foodchem.2005.08.004>
- Cleveland, J., Montville, T.J., Nes, I.F. and Chikindas, M.L. 2001. Bacteriocins: safe, natural antimicrobials for food preservation. *Int J Food Microbiol.* 71(1):1–20. [https://doi.org/10.1016/S0168-1605\(01\)00560-8](https://doi.org/10.1016/S0168-1605(01)00560-8)
- Cordery, A., Rao, A.P. and Ravishankar, S. 2018. Antimicrobial activities of essential oils, plant extracts and their applications in foods—a review. *J Agric Environ Sci.* 7(2):76–89.
- Coronel, P., Simunovic, J. and Sandeep, K.P. 2003. Temperature profiles within milk after heating in a continuous-flow tubular microwave system operating at 915 MHz. *J Food Sci.* 68(6):1976–1981. <https://doi.org/10.1111/j.1365-2621.2003.tb07004.x>
- Corrales, M., Han, J.H. and Tauscher, B. 2009. Antimicrobial properties of grape seed extracts and their effectiveness after incorporation into pea starch films. *Int J Food Sci Technol.* 44(2):425–433. <https://doi.org/10.1111/j.1365-2621.2008.01790.x>

- Dalmore, A., Naddeo, C., Caputo, S., Lamberti, G., Guadagno, L., d'Amore, M. and Barba, A.A. 2018. On the relevance of thermophysical characterization in the microwave treatment of legumes. *Food Funct.* 9(3):1816–1828. <https://doi.org/10.1039/C7FO01488K>
- Datta, A.K. and Ni, H. 2002. Infrared and hot-air-assisted microwave heating of foods for control of surface moisture. *J Food Eng.* 51(4):355–364. [https://doi.org/10.1016/S0260-8774\(01\)00079-6](https://doi.org/10.1016/S0260-8774(01)00079-6)
- Davidson, P.M., Critzer, F.J. and Taylor, T.M. 2013. Naturally occurring antimicrobials for minimally processed foods. *Annual Rev Food Sci Technol.* 4(1):163–190. <https://doi.org/10.1146/annurev-food-030212-182535>
- Davidson, P. and Doan, C. 2020. Natamycin. In P. Michael Davidson, T. Matthew Taylor, Jairus R. D. David (eds.). *Antimicrobials in Food*. CRC Press, Boca Raton, FL, pp. 339–356.
- Deeth, H.C. and Datta, N. 2011. Heat treatment of milk|ultra-high temperature treatment (UHT): heating systems. In: *Encyclopedia of Dairy Sciences*. Elsevier, Amsterdam, the Netherlands, pp. 699–707. <https://doi.org/10.1016/B978-0-12-374407-4.00216-8>
- Defoirdt, T. 2018. Quorum-sensing systems as targets for antivirulence therapy. *Trends Microbiol.* 26(4):313–328. <https://doi.org/10.1016/j.tim.2017.10.005>
- Delmas, H. and Barthe, L. 2015. Ultrasonic mixing, homogenization, and emulsification in food processing and other applications. In: *Power Ultrasonics*. Elsevier, Amsterdam, the Netherlands, pp. 757–791. <https://doi.org/10.1016/B978-1-78242-028-6.00025-9>
- Delorme, M.M., Guimarães, J.T., Coutinho, N.M., Balthazar, C.F., Rocha, R.S., Silva, R., Margalho, L.P., Pimentel, T.C., Silva, M.C., Freitas, M.Q., Granato, D., Sant'Ana, A.S., Duarte, M.C.K.H. and Cruz, A.G. 2020. Ultraviolet radiation: an interesting technology to preserve quality and safety of milk and dairy foods. *Trends Food Sci Technol.* 102:146–154. <https://doi.org/10.1016/j.tifs.2020.06.001>
- De Souza Barbosa, M., Todorov, S.D., Ivanova, I., Chobert, J.-M., Haertlé, T. and De Melo Franco, B.D.G. 2015. Improving safety of salami by application of bacteriocins produced by an autochthonous *Lactobacillus curvatus* isolate. *Food Microbiol.* 46:254–262. <https://doi.org/10.1016/j.fm.2014.08.004>
- De Souza De Azevedo, P.O., Converti, A., Gierus, M. and De Souza Oliveira, R.P. 2019. Application of nisin as biopreservative of pork meat by dipping and spraying methods. *Braz J Microbiol.* 50(2):523–526. <https://doi.org/10.1007/s42770-019-00080-8>
- Ding, W., Wang, H. and Griffiths, M.W. 2005. Probiotics down-regulate flaa σ 28 promoter in campylobacter jejuni. *J Food Prot.* 68(11):2295–2300. <https://doi.org/10.4315/0362-028X-68.11.2295>
- Dinika, I., Verma, D.K., Balia, R., Utama, G.L. and Patel, A.R. 2020. Potential of cheese whey bioactive proteins and peptides in the development of antimicrobial edible film composite: a review of recent trends. *Trends Food Sci Technol.* 103:57–67. <https://doi.org/10.1016/j.tifs.2020.06.017>
- Dos Santos, L.R., Alía, A., Martín, I., Gottardo, F.M., Rodrigues, L.B., Borges, K.A., Furian, T.Q. and Córdoba, J.J. 2022. Antimicrobial activity of essential oils and natural plant extracts against *Listeria monocytogenes* in a dry-cured ham-based model. *J Sci Food Agric.* 102(4):1729–1735. <https://doi.org/10.1002/jsfa.11475>
- Du, L., Jaya Prasad, A., Gänzle, M. and Roopesh, M.S. 2020. Inactivation of Salmonella spp. in wheat flour by 395-nm pulsed light emitting diode (LED) treatment and the related functional and structural changes of gluten. *Food Res Int.* 127:108716. <https://doi.org/10.1016/j.foodres.2019.108716>
- Dutta, P. and Das, S. 2015. Mammalian antimicrobial peptides: promising therapeutic targets against infection and chronic inflammation. *Curr Topics Med Chem.* 16(1):99–129. <https://doi.org/10.2174/1568026615666150703121819>
- Dziadek, K., Kopeć, A., Drózd, T., Kielbasa, P., Ostafin, M., Bulski, K. and Oziembłowski, M. 2019. Effect of pulsed electric field treatment on shelf life and nutritional value of apple juice. *J Food Sci Technol.* 56:1184–1191. <https://doi.org/10.1007/s13197-019-03581-4>
- Efenberger-Szmechtyk, M., Nowak, A. and Czyżowska, A. 2021. Plant extracts rich in polyphenols: antibacterial agents and natural preservatives for meat and meat products. *Crit Rev Food Sci Nutr.* 61(1):149–178. <https://doi.org/10.1080/10408398.2020.1722060>
- Ehlermann, D.A.E. 2016. The early history of food irradiation. *Radiat Phy Chem.* 129:10–12. <https://doi.org/10.1016/j.radphyschem.2016.07.024>
- El-Beltagi, H.S., Eshak, N.S., Mohamed, H.I., Bendary, E.S.A. and Danial, A.W. 2022. Physical characteristics, mineral content, and antioxidant and antibacterial activities of *Punica granatum* or *Citrus sinensis* peel extracts and their applications to improve cake quality. *Plants.* 11(13):1740. <https://doi.org/10.3390/plants11131740>
- Elechi, J.O.G., Nwiyi, I.U. and Adamu, C.S. 2022. Global food system transformation for resilience. In: Ribeiro-Barros, A.I., Tevera, D.S., Goulao, L.F. and Tivana, L.D. (Eds.) *Sustainable Development*, Vol. 1. IntechOpen, London, pp. 1-29. <https://doi.org/10.5772/intechopen.102749>
- El-Kholany, E., El-Deeb, A. and Elsheikh, D. 2022. Impact of lemon peel extract utilization on the biological values of Labneh during storage. *Egypt J Agric Res.* 100(4):555–569. <https://doi.org/10.21608/ejar.2022.132702.1240>
- El-Saber Batiha, G., Hussein, D.E., Algammal, A.M., George, T.T., Jeandet, P., Al-Snafi, A.E., Tiwari, A., Pagnossa, J.P., Lima, C.M., Thorat, N.D., Zahoor, M., El-Esawi, M., Dey, A., Alghamdi, S., Hetta, H.F. and Cruz-Martins, N. 2021. Application of natural antimicrobials in food preservation: recent views. *Food Control.* 126:108066. <https://doi.org/10.1016/j.foodcont.2021.108066>
- Elshama, S.S. 2020. Synthetic and natural food additives: toxicological hazards and health benefits. *Open Acc J Toxicol.* 4(4):OAJT.MS.ID.555643. <https://doi.org/10.19080/OAJT.2020.04.555643>
- Fael, H. and Demirel, A.L. 2020. Nisin/polyanion layer-by-layer films exhibiting different mechanisms in antimicrobial efficacy. *RSC Adv.* 10(17):10329–10337. <https://doi.org/10.1039/C9RA10135G>
- Fellows, P.J. 2017. Dielectric, ohmic and infrared heating. In: *Food Processing Technology*. Elsevier, Amsterdam, the Netherlands, pp. 813–844. <https://doi.org/10.1016/B978-0-08-100522-4.00019-5>
- Fillâtre, Y., Gray, F.-X. and Roy, C. 2017. Pesticides in essential oils: occurrence and concentration in organic and conventional

- orange essential oils from eleven geographical origins. *Anal Chim Acta*. 992:55–66. <https://doi.org/10.1016/j.aca.2017.08.039>
- Fleitas Martínez, O., Cardoso, M.H., Ribeiro, S.M. and Franco, O.L. 2019. Recent advances in anti-virulence therapeutic strategies with a focus on dismantling bacterial membrane microdomains, toxin neutralization, quorum-sensing interference and biofilm inhibition. *Front Cell Inf Microbiol*. 9:74. <https://doi.org/10.3389/fcimb.2019.00074>
- Food and Agriculture Organization (FAO). 2023. The importance of food safety for food systems transformation. <https://www.fao.org/food-systems/news/news-detail/The-Importance-of-Food-Safety-for-Food-Systems-Transformation/en> (Accessed: 22 January 2025).
- Franzenburg, S., Walter, J., Künzel, S., Wang, J., Baines, J.F., Bosch, T.C.G. and Fraune, S. 2013. Distinct antimicrobial peptide expression determines host species-specific bacterial associations. *Proc Natl Acad Sci*. 110(39):E3730–E3738. <https://doi.org/10.1073/pnas.1304960110>
- Furlaneto-Maia, L., Ramalho, R., Rocha, K.R. and Furlaneto, M.C. 2020. Antimicrobial activity of enterocins against *Listeria* sp. and other food spoilage bacteria. *Biotechnol Lett*. 42(5):797–806. <https://doi.org/10.1007/s10529-020-02810-7>
- Gao, C., Tian, L., Lu, J. and Gong, G. 2024. A novel bioactive antimicrobial film based on polyvinyl alcohol-protocatechuic acid: mechanism and characterization of biofilm inhibition and its application in pork preservation. *Food Bioproc Technol*. 17(10):3319–3332. <https://doi.org/10.1007/s11947-023-03309-5>
- García-Fuentes, A., Wirtz, S., Vos, E. and Verhagen, H. 2015. Short review of sulphites as food additives. *Eur J Nutr Food Safety*. 5(2):113–120. <https://doi.org/10.9734/EJNFS/2015/11557>
- Gavahian, M. and Chu, R. 2022. Ohmic heating extraction at different times, temperatures, voltages, and frequencies: a new energy-saving technique for pineapple core valorization. *Foods* 11(14):2015. <https://doi.org/10.3390/foods11142015>
- Gholami-Shabani, M., Shams-Ghahfarokhi, M. and Razzaghi-Abyaneh, M. 2024. Food microbiology: application of microorganisms in food industry. In: Sajid Arshad, M. and Khalid, W. (Eds.) *Health Risks of Food Additives—Recent Developments and Trends in Food Sector*. IntechOpen, London. <https://doi.org/10.5772/intechopen.109729>
- Girthing John Britto, C., Dhivahar Sahaya Antony John, A., Jayakumar, A., Selvasekaran, P., Chidambaram, R. and Zheng, H. 2023. Nanotechnology applications for food safety: benefits and risks. In: *Nanotechnology Applications for Food Safety and Quality Monitoring*. Elsevier, Amsterdam, the Netherlands, pp. 3–30. <https://doi.org/10.1016/B978-0-323-85791-8.00021-5>
- Givi, F., Gholami, M. and Massah, A. 2019. Application of pomegranate peel extract and essential oil as a safe botanical preservative for the control of postharvest decay caused by *Penicillium italicum* and *Penicillium digitatum* on ‘Satsuma’ mandarin. *J Food Safety*. 39(3):e12639. <https://doi.org/10.1111/jfs.12639>
- Gobbetti, M. and Di Cagno, R. 2017. Extra-hard varieties. In: *Cheese*. Elsevier, Amsterdam, the Netherlands, pp. 809–828. <https://doi.org/10.1016/B978-0-12-417012-4.00032-6>
- Gong, S., Jiao, C. and Guo, L. 2022. Antibacterial mechanism of beetroot (*Beta vulgaris*) extract against *Listeria monocytogenes* through apoptosis-like death and its application in cooked pork. *Food Sci Technol (LWT)*. 165:113711. <https://doi.org/10.1016/j.lwt.2022.113711>
- Guida, V., Ferrari, G., Pataro, G., Chambery, A., Di Maro, A. and Parente, A. 2013. The effects of ohmic and conventional blanching on the nutritional, bioactive compounds and quality parameters of artichoke heads. *Food Sci Technol (LWT)*. 53(2):569–579. <https://doi.org/10.1016/j.lwt.2013.04.006>
- Gunter-Ward, D.M., Patras, A.S., Bhullar, M., Kilonzo-Nthenge, A., Pokharel, B. and Sasges, M. 2018. Efficacy of ultraviolet (UV-C) light in reducing foodborne pathogens and model viruses in skim milk. *J Food Proc Preserv*. 42(2):e13485. <https://doi.org/10.1111/jfpp.13485>
- Guo, L., McLean, J.S., Yang, Y., Eckert, R., Kaplan, C.W., Kyme, P., Sheikh, O., Varnum, B., Lux, R., Shi, W. and He, X. 2015. Precision-guided antimicrobial peptide as a targeted modulator of human microbial ecology. *Proc Natl Acad Sci*. 112(24):7569–7574. <https://doi.org/10.1073/pnas.1506207112>
- Guo, L., Wang, Y., Bi, X., Duo, K., Sun, Q., Yun, X., Zhang, Y., Fei, P. and Han, J. 2020. Antimicrobial activity and mechanism of action of the amaranthus tricolor crude extract against *Staphylococcus aureus* and potential application in cooked meat. *Foods* 9(3):359. <https://doi.org/10.3390/foods9030359>
- Gut, I.M., Blanke, S.R. and Van Der Donk, W.A. 2011. Mechanism of inhibition of *Bacillus anthracis* spore outgrowth by the Lantibiotic nisin. *ACS Chem Biol*. 6(7):744–752. <https://doi.org/10.1021/cb1004178>
- Hashimoto, Y., Otani, Y., Yabunaka, A., Ikeuchi, R. and Yamamoto, K. 2020. Inactivation of *Escherichia coli*, *Saccharomyces cerevisiae* and *Bacillus subtilis* by ultrasonic cavitation. *Acoust Sci Technol*. 41(6):877–884. <https://doi.org/10.1250/ast.41.877>
- Hassan, A.H.A. and Cutter, C.N. 2020. Development and evaluation of pullulan-based composite antimicrobial films (CAF) incorporated with nisin, thymol and lauric arginate to reduce food-borne pathogens associated with muscle foods. *Int J Food Microbiol*. 320:108519. <https://doi.org/10.1016/j.ijfoodmicro.2020.108519>
- Hassan, A.B., Von Hoersten, D. and Mohamed Ahmed, I.A. 2019. Effect of radio frequency heat treatment on protein profile and functional properties of maize grain. *Food Chem*. 271:142–147. <https://doi.org/10.1016/j.foodchem.2018.07.190>
- Hernández-Aquino, S., Miranda-Romero, L.A., Fujikawa, H., Maldonado-Simán, E.D.J. and Alarcón-Zuñiga, B. 2019. Antibacterial activity of lactic acid bacteria to improve shelf life of raw meat. *Biocontrol Sci*. 24(4):185–192. <https://doi.org/10.4265/bio.24.185>
- Hernández-Hernández, H.M., Moreno-Vilet, L. and Villanueva-Rodríguez, S.J. 2019. Current status of emerging food processing technologies in Latin America: novel non-thermal processing. *Innov Food Sci Emerg Technol*. 58:102233. <https://doi.org/10.1016/j.ifset.2019.102233>
- Herrera, J.C.P., Contreras, C.C.B., Legua, F.E.C., Cruz, M.E.C. and Bustos, J.P.Q. 2023. Strategies for microbiological control in

- food: microbiological control, agronomy and environmental conservation. *J Namibian Stud.* 33(S3):3205–3215.
- Hill, C., Guarner, F., Reid, G., Gibson, G.R., Merenstein, D.J., Pot, B., Morelli, L., Canani, R.B., Flint, H.J., Salminen, S., Calder, P.C. and Sanders, M.E. 2014. The International Scientific Association for Probiotics and Prebiotics consensus statement on the scope and appropriate use of the term probiotic. *Nat Rev Gastroenterol Hepatol.* 11(8):506–514. <https://doi.org/10.1038/nrgastro.2014.66>
- Hosseini, F., Akhavan, H., Maghsoudi, H., Hajimohammadi-Farimani, R. and Balvardi, M. 2019. Effects of a rotational UV-C irradiation system and packaging on the shelf life of fresh pistachio. *J Sci Food Agric.* 99(11):5229–5238. <https://doi.org/10.1002/jsfa.9763>
- Hou, L., Johnson, J.A. and Wang, S. 2016. Radio frequency heating for postharvest control of pests in agricultural products: a review. *Postharvest Biol Technol.* 113:106–118. <https://doi.org/10.1016/j.postharvbio.2015.11.011>
- Hradecky, J., Kludská, E., Belkova, B., Wagner, M. and Hajslova, J. 2017. Ohmic heating: a promising technology to reduce furan formation in sterilized vegetable and vegetable/meat baby foods. *Innov Food Sci Emerg Technol.* 43:1–6. <https://doi.org/10.1016/j.ifset.2017.07.018>
- Hsiao, Y.-T., Chen, B.-Y., Huang, H.-W. and Wang, C.-Y. 2021. Inactivation mechanism of *Aspergillus flavus* conidia by high hydrostatic pressure. *Foodborne Pathog Dis.* 18(2):123–130. <https://doi.org/10.1089/fpd.2020.2825>
- Hu, M., Liu, F., Wang, Z., Shao, M., Xu, M., Yang, T., Zhang, R., Zhang, X. and Rao, Z. 2022. Sustainable isomaltulose production in *Corynebacterium glutamicum* by engineering the thermostability of sucrose isomerase coupled with one-step simplified cell immobilization. *Front Microbiol.* 13:979079. <https://doi.org/10.3389/fmicb.2022.979079>
- Huan, Y., Kong, Q., Mou, H. and Yi, H. 2020. Antimicrobial peptides: classification, design, application and research progress in multiple fields. *Front Microbiol.* 11:582779. <https://doi.org/10.3389/fmicb.2020.582779>
- Huang, H.-W., Hsu, C.-P. and Wang, C.-Y. 2020. Healthy expectations of high hydrostatic pressure treatment in food processing industry. *J Food Drug Anal.* 28(1):1–13. <https://doi.org/10.1016/j.jfda.2019.10.002>
- Hughes, K.A., Sutherland, I.W., Clark, J. and Jones, M.V. 1998. Bacteriophage and associated polysaccharide depolymerases—novel tools for study of bacterial biofilms. *J Appl Microbiol.* 85(3):583–590. <https://doi.org/10.1046/j.1365-2672.1998.853541.x>
- Hwang, C.-A. and Fan, X. 2015. Processing, quality and safety of irradiated and high pressure-processed meat and seafood products. In: Siddiqui, M.W. and Rahman, M.S. (Eds.) *Minimally Processed Foods*. Springer, Cham, Switzerland, pp. 251–278. https://doi.org/10.1007/978-3-319-10677-9_11
- Iordache, A.M., Nechita, C., Voica, C., Roba, C., Botoran, O.R. and Ionete, R.E. 2022. Assessing the health risk and the metal content of thirty-four plant essential oils using the ICP-MS technique. *Nutrients.* 14(12):2363. <https://doi.org/10.3390/nu14122363>
- Jackson-Davis, A., White, S., Kassama, L.S., Coleman, S., Shaw, A., Mendonca, A., Cooper, B., Thomas-Popo, E., Gordon, K. and London, L. 2023. A review of regulatory standards and advances in essential oils as antimicrobials in foods. *J Food Prot.* 86(2):100025. <https://doi.org/10.1016/j.jfp.2022.100025>
- Jayaprakasha, G.K., Selvi, T. and Sakariah, K.K. 2003. Antibacterial and antioxidant activities of grape (*Vitis vinifera*) seed extracts. *Food Res Int.* 36(2):117–122. [https://doi.org/10.1016/S0963-9969\(02\)00116-3](https://doi.org/10.1016/S0963-9969(02)00116-3)
- Jiang, Q., Zhang, M. and Xu, B. 2020. Application of ultrasonic technology in postharvested fruits and vegetables storage: a review. *Ultrason Sonochem.* 69:105261. <https://doi.org/10.1016/j.ultsonch.2020.105261>
- Jiao, S., Sun, W., Yang, T., Zou, Y., Zhu, X. and Zhao, Y. 2017. Investigation of the feasibility of radio frequency energy for controlling insects in milled rice. *Food Bioproc Technol.* 10(4):781–788. <https://doi.org/10.1007/s11947-017-1865-8>
- Kachur, K. and Suntres, Z. 2020. The antibacterial properties of phenolic isomers, carvacrol and thymol. *Crit Rev Food Sci Nutr.* 60(18):3042–3053. <https://doi.org/10.1080/10408398.2019.1675585>
- Kamal, I., Ashfaq, U.A., Hayat, S., Aslam, B., Sarfraz, M.H., Yaseen, H., Rajoka, M.S.R., Shah, A.A. and Khurshid, M. 2023. Prospects of antimicrobial peptides as an alternative to chemical preservatives for food safety. *Biotechnol Lett.* 45(2):137–162. <https://doi.org/10.1007/s10529-022-03328-w>
- Kareem, A.R. and Razavi, S.H. 2020. Plantaricin bacteriocins: as safe alternative antimicrobial peptides in food preservation—a review. *J Food Safety.* 40(1):e12735. <https://doi.org/10.1111/jfs.12735>
- Kaur, N. and Singh, A.K. 2016. Ohmic heating: concept and applications—a review. *Crit Rev Food Sci Nutr.* 56(14):2338–2351. <https://doi.org/10.1080/10408398.2013.835303>
- Khalil, A.S. and Collins, J.J. 2010. Synthetic biology: applications come of age. *Nat Rev Genet.* 11(5):367–379. <https://doi.org/10.1038/nrg2775>
- Khalique, A., Chughtai, M.F.J., Mehmood, T., Ahsan, S., Liaquat, A., Nadeem, M., Sameed, N., Saeed, K., Rehman, J.U. and Ali, A. 2021. High-pressure processing; principle, applications, impact, and future prospective. In *Sustainable Food Processing and Engineering Challenges*. Elsevier, Amsterdam, the Netherlands, pp. 75–108. <https://doi.org/10.1016/B978-0-12-822714-5.00003-6>
- Khara, J.S., Obuobi, S., Wang, Y., Hamilton, M.S., Robertson, B.D., Newton, S.M., Yang, Y.Y., Langford, P.R. and Ee, P.L.R. 2017. Disruption of drug-resistant biofilms using de novo designed short α -helical antimicrobial peptides with idealized facial amphiphilicity. *Acta Biomaterial.* 57:103–114. <https://doi.org/10.1016/j.actbio.2017.04.032>
- Khorshidian, N., Khanniri, E., Mohammadi, M., Mortazavian, A.M. and Yousefi, M. 2021. Antibacterial activity of pediocin and pediocin-producing bacteria against listeria monocytogenes in meat products. *Front Microbiol.* 12:709959. <https://doi.org/10.3389/fmicb.2021.709959>
- Khouryieh, H.A. 2021. Novel and emerging technologies used by the U.S. food processing industry. *Innov Food Sci Emerg Technol.* 67:102559. <https://doi.org/10.1016/j.ifset.2020.102559>

- Koné, K.Y., Druon, C., Gnimpieba, E.Z., Delmotte, M., Duquenoy, A. and Laguerre, J.-C. 2013. Power density control in microwave assisted air drying to improve quality of food. *J Food Eng.* 119(4):750–757. <https://doi.org/10.1016/j.jfoodeng.2013.06.044>
- Kudra, T. 1989. Dielectric drying of particulate materials in a fluidized state. *Dry Technol.* 7(1):17–34. <https://doi.org/10.1080/07373938908916572>
- Labrie, S.J., Samson, J.E. and Moineau, S. 2010. Bacteriophage resistance mechanisms. *Nat Rev Microbiol.* 8(5):317–327. <https://doi.org/10.1038/nrmicro2315>
- Langdon, A., Crook, N. and Dantas, G. 2016. The effects of antibiotics on the microbiome throughout development and alternative approaches for therapeutic modulation. *Genome Med.* 8(1):39. <https://doi.org/10.1186/s13073-016-0294-z>
- Lara, G., Takahashi, C., Nagaya, M. and Uemura, K. 2022. Improving the shelf life stability of vacuum-packed fresh-cut peaches (*Prunus persica* L.) by radio frequency heating in water. *Int J Food Sci Technol.* 57(6):3251–3262. <https://doi.org/10.1111/ijfs.15193>
- Lazzaro, B.P., Zasloff, M. and Rolf, J. 2020. Antimicrobial peptides: application informed by evolution. *Science.* 368(6490):eaau5480. <https://doi.org/10.1126/science.aau5480>
- Lee, S.H., Choi, W. and Jun, S. 2016. Conventional and emerging combination technologies for food processing. *Food Eng Rev.* 8(4):414–434. <https://doi.org/10.1007/s12393-016-9145-3>
- Lee, S.H. and Jun, S. 2011. Enhancement of sugar release from taro waste using ohmic heating and microwave heating techniques. *Trans ASABE.* 54(3):1041–1047. <https://doi.org/10.13031/2013.37089>
- Lee, J.H., Oh, M. and Kim, B.S. 2023. Phage biocontrol of zoonotic food-borne pathogen vibrio parahaemolyticus for seafood safety. *Food Control.* 144:109334. <https://doi.org/10.1016/j.foodcont.2022.109334>
- Leistner, L. 2000. Basic aspects of food preservation by hurdle technology. *Int J Food Microbiol.* 55(1–3):181–186. [https://doi.org/10.1016/S0168-1605\(00\)00161-6](https://doi.org/10.1016/S0168-1605(00)00161-6)
- Leistner, L. and Gould, G.W. 2002. Hurdle Technologies: Combination Treatments for Food Stability, Safety, and Quality. Kluwer Academic, Dordrecht, the Netherlands.
- Levy, D.S. and Villavicencio, A.L. 2020. Food irradiation: communication strategies to bridge the gap between scientists and the public. *Adv Bridge Eng (ABEN).* 51:2046–2055.
- Li, X., Cai, M., Wang, L., Niu, F., Yang, D. and Zhang, G. 2019. Evaluation survey of microbial disinfection methods in UV-LED water treatment systems. *Sci Total Environ.* 659:1415–1427. <https://doi.org/10.1016/j.scitotenv.2018.12.344>
- Li, X. and Farid, M. 2016. A review on recent development in non-conventional food sterilization technologies. *J Food Eng.* 182:33–45. <https://doi.org/10.1016/j.jfoodeng.2016.02.026>
- Li, Y., Zhuang, S., Liu, Y., Zhang, L., Liu, X., Cheng, H., Liu, J., Shu, R. and Luo, Y. 2020. Effect of grape seed extract on quality and microbiota community of container-cultured snakehead (*Channa argus*) fillets during chilled storage. *Food Microbiol.* 91:103492. <https://doi.org/10.1016/j.fm.2020.103492>
- Liang, D., Zhang, L., Wang, X., Wang, P., Liao, X., Wu, X., Chen, F. and Hu, X. 2019. Building of pressure-assisted ultra-high temperature system and its inactivation of bacterial spores. *Front Microbiol.* 10:1275. <https://doi.org/10.3389/fmicb.2019.01275>
- Ling, B., Cheng, T. and Wang, S. 2020. Recent developments in applications of radio frequency heating for improving safety and quality of food grains and their products: a review. *Crit Rev Food Sci Nutr.* 60(15):2622–2642. <https://doi.org/10.1080/10408398.2019.1651690>
- Liu, Y., McKeever, L.C. and Malik, N.S.A. 2017. Assessment of the antimicrobial activity of olive leaf extract against food-borne bacterial pathogens. *Front Microbiol.* 8, 113. <https://doi.org/10.3389/fmicb.2017.00113>
- Liu, Y., Sameen, D.E., Ahmed, S., Dai, J. and Qin, W. 2021. Antimicrobial peptides and their application in food packaging. *Trends Food Sci Technol.* 112:471–483. <https://doi.org/10.1016/j.tifs.2021.04.019>
- Lorenzo, J.M., Munekata, P.E., Dominguez, R., Pateiro, M., Saraiva, J.A. and Franco, D. 2018. Main groups of microorganisms of relevance for food safety and stability. In: *Innovative Technologies for Food Preservation.* Elsevier, Amsterdam, the Netherlands, pp. 53–107. <https://doi.org/10.1016/B978-0-12-811031-7.00003-0>
- Luo, Y., Li, B.-Z., Liu, D., Zhang, L., Chen, Y., Jia, B., Zeng, B.-X., Zhao, H. and Yuan, Y.-J. 2015. Engineered biosynthesis of natural products in heterologous hosts. *Chem Soc Rev.* 44(15):5265–5290. <https://doi.org/10.1039/C5CS00025D>
- Lv, X., Wu, Y., Gong, M., Deng, J., Gu, Y., Liu, Y., Li, J., Du, G., Ledesma-Amaro, R., Liu, L. and Chen, J. 2021. Synthetic biology for future food: research progress and future directions. *Future Foods.* 3:100025. <https://doi.org/10.1016/j.fufo.2021.100025>
- Madhavan, A., Arun, K.B., Alex, D., Anoopkumar, A.N., Emmanuel, S., Chaturvedi, P., Varjani, S., Tiwari, A., Kumar, V., Reshmy, R., Awasthi, M.K., Binod, P., Aneesh, E.M. and Sindhu, R. 2023. Microbial production of nutraceuticals: metabolic engineering interventions in phenolic compounds, polyunsaturated fatty acids and carotenoids synthesis. *J Food Sci Technol.* 60(8):2092–2104. <https://doi.org/10.1007/s13197-022-05482-5>
- Makroo, H.A., Saxena, J., Rastogi, N.K. and Srivastava, B. 2017. Ohmic heating assisted polyphenol oxidase inactivation of watermelon juice: effects of the treatment on pH, lycopene, total phenolic content, and color of the juice. *J Food Proc Preserv.* 41(6):e13271. <https://doi.org/10.1111/jfpp.13271>
- Manniello, M.D., Moretta, A., Salvia, R., Scieuzo, C., Lucchetti, D., Vogel, H., Sgambato, A. and Falabella, P. 2021. Insect antimicrobial peptides: potential weapons to counteract the antibiotic resistance. *Cell Mol Life Sci.* 78(9):4259–4282. <https://doi.org/10.1007/s00018-021-03784-z>
- Maria-Neto, S., De Almeida, K.C., Macedo, M.L.R. and Franco, O.L. 2015. Understanding bacterial resistance to antimicrobial peptides: from the surface to deep inside. *Biochim Biophys Acta Biomembranes.* 1848(11):3078–3088. <https://doi.org/10.1016/j.bbmem.2015.02.017>
- Maspeke, P.N.S., Salengke, S., Muhidong, J. and Dirpan, A. 2024. A bibliometric analysis of ohmic heating on food processing in the last two decades. *Heliyon.* 10(20):e39315. <https://doi.org/10.1016/j.heliyon.2024.e39315>
- Mazhar, S., Yasmeen, R., Chaudhry, A., Summia, K., Ibrar, M., Amjad, S. and Ali, E. 2022. Role of microbes in modern food

- industry. *Int J Innov Sci Technol.* 4(1):65–77. <https://doi.org/10.33411/IJIST/2022040105>
- Medellin-Peña, M.J. and Griffiths, M.W. 2009. Effect of molecules secreted by *Lactobacillus acidophilus* strain La-5 on *Escherichia coli* O157:H7 colonization. *Appl Environ Microbiol.* 75(4):1165–1172. <https://doi.org/10.1128/AEM.01651-08>
- Meenu, M., Guha, P. and Mishra, S. 2018. Impact of infrared treatment on quality and fungal decontamination of mung bean (*Vigna radiata* L.) inoculated with *Aspergillus* spp. *J Sci Food Agric.* 98(7):2770–2776. <https://doi.org/10.1002/jsfa.8773>
- Mohideen, S.H. and Louis, H. 2021. Insect antimicrobial peptides—therapeutic and agriculture perspective. *J Appl Biotechnol Rep.* 8(3), 193–202. <https://doi.org/10.30491/jabr.2020.236075.1242>
- Molina-Chavarria, A., Félix-Valenzuela, L., Silva-Campa, E. and Mata-Haro, V. 2020. Evaluation of gamma irradiation for human norovirus inactivation and its effect on strawberry cells. *Int J Food Microbiol.* 330:108695. <https://doi.org/10.1016/j.ijfoodmicro.2020.108695>
- Mondal, A., Singha, P., Douglass, M., Estes, L., Garren, M., Griffin, L., Kumar, A. and Handa, H. 2021. A synergistic new approach toward enhanced antibacterial efficacy via antimicrobial peptide immobilization on a nitric oxide-releasing surface. *ACS Appl Mater Interfaces.* 13(37):43892–43903. <https://doi.org/10.1021/acscami.1c08921>
- Moreno-Vilet, L., Hernández-Hernández, H.M. and Villanueva-Rodríguez, S.J. 2018. Current status of emerging food processing technologies in Latin America: novel thermal processing. *Innov Food Sci Emerg Technol.* 50:196–206. <https://doi.org/10.1016/j.ifset.2018.06.013>
- Mundi, A., Delcenserie, V., Amiri-Jami, M., Moorhead, S. and Griffiths, M.W. 2013. Cell-free preparations of *Lactobacillus acidophilus* strain La-5 and *Bifidobacterium longum* strain NCC2705 affect virulence gene expression in *Campylobacter jejuni*. *J Food Prot.* 76(10):1740–1746. <https://doi.org/10.4315/0362-028X.JFP-13-084>
- Muthuvelu, K.S., Ethiraj, B., Pramnik, S., Raj, N.K., Venkataraman, S., Rajendran, D.S., Bharathi, P., Palanisamy, E., Narayanan, A.S., Vaidyanathan, V.K. and Muthusamy, S. 2023. Biopreservative technologies of food: an alternative to chemical preservation and recent developments. *Food Sci Biotechnol.* 32(10):1337–1350. <https://doi.org/10.1007/s10068-023-01336-8>
- Myszka, K., Schmidt, M.T., Majcher, M., Juzwa, W. and Czaczyk, K. 2017. β -caryophyllene-rich pepper essential oils suppress spoilage activity of *Pseudomonas fluorescens* KM06 in fresh-cut lettuce. *Food Sci Technol (LWT).* 83:118–126. <https://doi.org/10.1016/j.lwt.2017.05.012>
- Nadon, S., Jantanasakulwong, K., Ratchtanapun, P., Leksawasdi, N., Zubairu, I.K., Gavahian, M., Bangar, S.P., Mousavi Khaneghah, A. and Phimolsiripol, Y. 2025. Application of argon cold plasma on active polybutylene succinate and thermoplastic cassava starch film with Makwaen essential oil to improve shelf-life of pork sausage. *Food Pack Shelf Life.* 49:101470. <https://doi.org/10.1016/j.fpsl.2025.101470>
- Negri Rodríguez, L.M., Arias, R., Soteras, T., Sancho, A., Pesquero, N., Rossetti, L., Tacca, H., Aimaretti, N., Rojas Cervantes, M.L. and Szerman, N. 2021. Comparison of the quality attributes of carrot juice pasteurized by ohmic heating and conventional heat treatment. *Food Sci Technol (LWT).* 145:111255. <https://doi.org/10.1016/j.lwt.2021.111255>
- Ngadi, M.O., Latheef, M.B. and Kassama, L. 2012. Emerging technologies for microbial control in food processing. In: Boye, J.I. and Arcand, Y. (Eds.), *Green Technologies in Food Production and Processing.* Springer, New York, NY, pp. 363–411. https://doi.org/10.1007/978-1-4614-1587-9_14
- Nguyen, L.T., Choi, W., Lee, S.H. and Jun, S. 2013. Exploring the heating patterns of multiphase foods in a continuous flow, simultaneous microwave and ohmic combination heater. *J Food Eng.* 116(1):65–71. <https://doi.org/10.1016/j.jfoodeng.2012.11.011>
- Niakousari, M., Hashemi Gahrue, H., Razmjooei, M., Roothinejad, S. and Greiner, R. 2018. Effects of Innovative processing technologies on microbial targets based on food categories. In: *Innovative Technologies for Food Preservation.* Elsevier, Amsterdam, the Netherlands, pp. 133–185. <https://doi.org/10.1016/B978-0-12-811031-7.00005-4>
- Nieva, S.G., Jagus, R.J., Agüero, M.V. and Fernandez, M.V. 2022. Fruit and vegetable smoothies preservation with natural antimicrobials for the assurance of safety and quality. *Food Sci Technol (LWT).* 154:112663. <https://doi.org/10.1016/j.lwt.2021.112663>
- Nowosad, K., Sujka, M., Pankiewicz, U. and Kowalski, R. 2021. The application of PEF technology in food processing and human nutrition. *J Food Sci Technol.* 58(2):397–411. <https://doi.org/10.1007/s13197-020-04512-4>
- Nwabor, O.F., Onyeaka, H., Miri, T., Obileke, K., Anumudu, C. and Hart, A. 2022. A cold plasma technology for ensuring the microbiological safety and quality of foods. *Food Eng Rev.* 14(4):535–554. Scopus. <https://doi.org/10.1007/s12393-022-09316-0>
- Nwiyi, I.U. and Elechi, J.O.G. 2022. Evaluation of food safety and nutritional quality of indigenous beverages vended in informal market of Nasarawa State, North-Central Nigeria. *Eurasian J Food Sci Technol.* 6(2):100–112.
- O'Bryan, C.A., Crandall, P.G., Ricke, S.C. and Ndahetuye, J.B. 2015. Lactic acid bacteria (LAB) as antimicrobials in food products. In *Handbook of Natural Antimicrobials for Food Safety and Quality.* Elsevier, Amsterdam, the Netherlands, pp. 137–151. <https://doi.org/10.1016/B978-1-78242-034-7.00007-4>
- Ojaghian, S., Zhang, L. and Wang, L. 2020. Inhibitory effect of natamycin against carrot white mold caused by *Sclerotinia sclerotiorum*. *Tropic Plant Pathol.* 45(4):425–433. <https://doi.org/10.1007/s40858-020-00369-2>
- Olatunde, O.O., Shiekh, K.A. and Benjakul, S. 2021. Pros and cons of cold plasma technology as an alternative non-thermal processing technology in seafood industry. *Trends Food Sci Technol.* 111:617–627. <https://doi.org/10.1016/j.tifs.2021.03.026>
- Ostermeier, R., Hill, K., Dingis, A., Töpfl, S. and Jäger, H. 2020. Influence of pulsed electric field (PEF) and ultrasound treatment on the frying behavior and quality of potato chips. *Innov Food Sci Emerg Technol.* 67:102553. <https://doi.org/10.1016/j.ifset.2020.102553>
- Palumbo, J.D., Baker, J.L. and Mahoney, N.E. 2006. Isolation of bacterial antagonists of *Aspergillus flavus* from almonds. *Microb Ecol.* 52(1):45–52. <https://doi.org/10.1007/s00248-006-9096-y>

- Pandey, H., Kumar, V. and Roy, B.K. 2014. Assessment of genotoxicity of some common food preservatives using *Allium cepa* L. as a test plant. *Toxicol Rep.* 1:300–308. <https://doi.org/10.1016/j.toxrep.2014.06.002>
- Papenfort, K. and Bassler, B.L. 2016. Quorum sensing signal-response systems in Gram-negative bacteria. *Nat Rev Microbiol.* 14(9):576–588. <https://doi.org/10.1038/nrmicro.2016.89>
- Park, S.-I., Daeschel, M.A. and Zhao, Y. 2004. Functional properties of antimicrobial lysozyme-chitosan composite films. *J Food Sci.* 69(8):M215–M221. <https://doi.org/10.1111/j.1365-2621.2004.tb09890.x>
- Patel, J., Sharma, M., Millner, P., Calaway, T. and Singh, M. 2011. Inactivation of *Escherichia coli* O157:H7 attached to spinach harvester blade using bacteriophage. *Foodborne Pathog Dis.* 8(4):541–546. <https://doi.org/10.1089/fpd.2010.0734>
- Pereira, R.N. and Vicente, A.A. 2010. Environmental impact of novel thermal and non-thermal technologies in food processing. *Food Res Int.* 43:1936–1943.
- Pérez-Baltar, A., Serrano, A., Medina, M. and Montiel, R. 2021. Effect of high-pressure processing on the inactivation and the relative gene transcription patterns of *Listeria monocytogenes* in dry-cured ham. *Food Sci Technol (LWT).* 139:110555. <https://doi.org/10.1016/j.lwt.2020.110555>
- Petrus, R.R., Joseph Churey, J. and William Worobo, R. 2020. High-pressure processing of apple juice: the most effective parameters to inactivate pathogens of reference. *Br Food J.* 122(12):3969–3979. <https://doi.org/10.1108/BFJ-03-2020-0178>
- Pilevar, Z., Hosseini, H., Beikzadeh, S., Khanniri, E. and Alizadeh, A.M. 2020. Application of bacteriocins in meat and meat products: an update. *Curr Nutr Food Sci.* 16(2):120–133. <https://doi.org/10.2174/1573401314666181001115605>
- Pinto, L., Tapia-Rodríguez, M.R., Baruzzi, F. and Ayala-Zavala, J.F. 2023. Plant antimicrobials for food quality and safety: recent views and future challenges. *Foods.* 12(12):2315. <https://doi.org/10.3390/foods12122315>
- Plaskova, A. and Mlcek, J. 2023. New insights of the application of water or ethanol-water plant extract rich in active compounds in food. *Front Nutr.* 10:1118761. <https://doi.org/10.3389/fnut.2023.1118761>
- Rai, M., Pandit, R., Gaikwad, S. and Kövics, G. 2016. Antimicrobial peptides as natural bio-preservative to enhance the shelf-life of food. *J Food Sci Technol.* 53(9):3381–3394. <https://doi.org/10.1007/s13197-016-2318-5>
- Ramaswamy, R., Krishnamurthy, K. and Jun, S. 2012. Microbial decontamination of food by infrared (IR) heating. In: *Microbial Decontamination in the Food Industry*. Elsevier, Amsterdam, the Netherlands, pp. 450–471. <https://doi.org/10.1533/9780857095756.2.450>
- Ramos, G.L.P.A., Esper, L.M.R. and Gonzalez, A.G.M. 2024. A review on the application of UV-C treatment on food and food surfaces: association with food microbiology, predictive microbiology and quantitative microbial risk assessment. *Int J Food Sci Technol.* 59(3):1187–1196. Scopus. <https://doi.org/10.1111/ijfs.16880>
- Rastogi, N.K. 2011. Opportunities and challenges in application of ultrasound in food processing. *Crit Rev Food Sci Nutr.* 51(8):705–722. <https://doi.org/10.1080/10408391003770583>
- Rathod, N.B., Kulawik, P., Ozogul, F., Regensteijn, J.M. and Ozogul, Y. 2021. Biological activity of plant-based carvacrol and thymol and their impact on human health and food quality. *Trends Food Sci Technol.* 116:733–748. <https://doi.org/10.1016/j.tifs.2021.08.023>
- Ravikumar, M., Suthar, H., Desai, C. and Gowda, S.A.J. 2017. Ultrasonication: an advanced technology for food preservation. *Int J Pure Appl Biosci.* 5(6):363–371. <https://doi.org/10.18782/2320-7051.5481>
- Raybaudi-Massilia, R.M., Mosqueda-Melgar, J., Soliva-Fortuny, R. and Martín-Belloso, O. 2009. Control of pathogenic and spoilage microorganisms in fresh-cut fruits and fruit juices by traditional and alternative natural antimicrobials. *Comp Rev Food Sci Food Safety.* 8(3):157–180. <https://doi.org/10.1111/j.1541-4337.2009.00076.x>
- Richardson, P. (Ed.). 2001. *Thermal Technologies in Food Processing*. CRC Press, Boca Raton, FL.
- Rifina, E.J., Singh, S.K., Chakraborty, S. and Dwivedi, M. 2019. Effect of thermal and non-thermal techniques for microbial safety in food powder: recent advances. *Food Res Int.* 126:108654. <https://doi.org/10.1016/j.foodres.2019.108654>
- Rinaldi, M., Littardi, P., Paciulli, M., Ganino, T., Cocconi, E., Barbanti, D., Rodolfi, M., Aldini, A. and Chiavaro, E. 2020. Impact of ohmic heating and high pressure processing on qualitative attributes of ohmic-treated peach cubes in syrup. *Foods.* 9(8):1093. <https://doi.org/10.3390/foods9081093>
- Roselli, M., Finamore, A., Garaguso, I., Britti, M.S. and Mengheri, E. 2003. Zinc oxide protects cultured enterocytes from the damage induced by *Escherichia coli*. *J Nutr.* 133(12):4077–4082. <https://doi.org/10.1093/jn/133.12.4077>
- Rúa, J., Del Valle, P., De Arriaga, D., Fernández-Álvarez, L. and García-Armesto, M.R. 2019. Combination of carvacrol and thymol: antimicrobial activity against *Staphylococcus aureus* and antioxidant activity. *Foodborne Pathog Dis.* 16(9):622–629. <https://doi.org/10.1089/fpd.2018.2594>
- Sacilik, K. and Colak, A. 2010. Determination of dielectric properties of corn seeds from 1 to 100 MHz. *Powder Technol.* 203(2):365–370. <https://doi.org/10.1016/j.powtec.2010.05.031>
- Sakai, N. and Hanzawa, T. 1994. Applications and advances in far-infrared heating in Japan. *Trends Food Sci Technol.* 5(11):357–362. [https://doi.org/10.1016/0924-2244\(94\)90213-5](https://doi.org/10.1016/0924-2244(94)90213-5)
- Sangsila, A., Faucet-Marquis, V., Pfohl-Leszkowicz, A. and Itsaranuwat, P. 2016. Detoxification of zearalenone by *Lactobacillus pentosus* strains. *Food Control.* 62:187–192. <https://doi.org/10.1016/j.foodcont.2015.10.031>
- Santiesteban-López, N.A., Gómez-Salazar, J.A., Santos, E.M., Campagnol, P.C.B., Teixeira, A., Lorenzo, J.M., Sosa-Morales, M.E. and Domínguez, R. 2022. Natural antimicrobials: a clean label strategy to improve the shelf life and safety of reformulated meat products. *Foods.* 11(17):2613. <https://doi.org/10.3390/foods11172613>
- Sar, T. and Akbas, M.Y. 2023. Antimicrobial activities of olive oil mill wastewater extracts against selected microorganisms. *Sustainability.* 15(10):8179. <https://doi.org/10.3390/su15108179>
- Sar, T., Kiraz, P., Braho, V., Harirchi, S. and Akbas, M.Y. 2023. Novel perspectives on food-based natural antimicrobials: a review of recent findings published since 2020. *Microorganisms.* 11(9):2234. <https://doi.org/10.3390/microorganisms11092234>

- Sarikaya, R. and Çakır, Ş. 2005. Genotoxicity testing of four food preservatives and their combinations in the *Drosophila* wing spot test. *Environ Toxicol Pharmacol.* 20(3):424–430. <https://doi.org/10.1016/j.etap.2005.05.002>
- Saxena, J., Makroo, H.A. and Srivastava, B. 2016. Optimization of time-electric field combination for PPO inactivation in sugarcane juice by ohmic heating and its shelf life assessment. *Food Sci Technol (LWT).* 71:329–338. <https://doi.org/10.1016/j.lwt.2016.04.015>
- Sharma, M., Ryu, J.-H. and Beuchat, L.R. 2005. Inactivation of *Escherichia coli* O157:H7 in biofilm on stainless steel by treatment with an alkaline cleaner and a bacteriophage. *J Appl Microbiol.* 99(3):449–459. <https://doi.org/10.1111/j.1365-2672.2005.02659.x>
- Shi, X., Wang, X., Hou, X., Tian, Q. and Hui, M. 2022. Gene mining and flavour metabolism analyses of *Wickerhamomyces anomalus* Y-1 isolated from a Chinese liquor fermentation starter. *Front Microbiol.* 13:891387. <https://doi.org/10.3389/fmicb.2022.891387>
- Shin, J.-Y., Kim, S.-J., Kim, D.-K. and Kang, D.-H. 2016. Fundamental characteristics of deep-UV light-emitting diodes and their application to control foodborne pathogens. *Appl Environ Microbiol.* 82(1):2–10. <https://doi.org/10.1128/AEM.01186-15>
- Silveira, R.F., Roque-Borda, C.A. and Vicente, E.F. 2021. Antimicrobial peptides as a feed additive alternative to animal production, food safety and public health implications: an overview. *Animal Nutr.* 7(3):896–904. <https://doi.org/10.1016/j.aninu.2021.01.004>
- Singh, S. and Shalini, R. 2016. Effect of hurdle technology in food preservation: a review. *Crit Rev Food Sci Nutr.* 56(4):641–649. <https://doi.org/10.1080/10408398.2012.761594>
- Singh, T., Shukla, S., Kumar, P., Wahla, V., Bajpai, V.K. and Rather, I.A. 2017. Application of nanotechnology in food science: perception and overview. *Front Microbiol.* 8:1501. <https://doi.org/10.3389/fmicb.2017.01501>
- Sirohi, R., Tarafdar, A., Kumar Gaur, V., Singh, S., Sindhu, R., Rajasekharan, R., Madhavan, A., Binod, P., Kumar, S. and Pandey, A. 2021. Technologies for disinfection of food grains: advances and way forward. *Food Res Int.* 145:110396. <https://doi.org/10.1016/j.foodres.2021.110396>
- Smith, A. 2020. Food preservation through the ages: a historical perspective. *Food Hist J.* 15(3):189–205.
- Soisungwan, S., Khampakool, A., You, S. and Park, S.H. 2020. Ohmic cooking of instant rice cake soup: energy efficiency and textural qualities. *Food Sci Biotechnol.* 29:641–649. <https://doi.org/10.1007/s10068-019-00706-5>
- Soltani, S., Hammami, R., Cotter, P.D., Rebuffat, S., Said, L.B., Gaudreau, H., Bédard, F., Biron, E., Drider, D. and Fliss, I. 2021. Bacteriocins as a new generation of antimicrobials: toxicity aspects and regulations. *FEMS Microbiol Rev.* 45(1):fuaa039. <https://doi.org/10.1093/femsre/fuaa039>
- Song, J., Huang, S., Ma, P., Zhang, B., Jia, B. and Zhang, W. 2020. Improving NK1R-targeted gene delivery of stearyl-antimicrobial peptide CAMEL by conjugating it with substance P. *Bioorg Med Chem Lett.* 30(16):127353. <https://doi.org/10.1016/j.bmcl.2020.127353>
- Song, A.A.-L., In, L.L.A., Lim, S.H.E. and Rahim, R.A. 2017. A review on *Lactococcus lactis*: from food to factory. *Microb Cell Fact (MCF).* 16(1):55. <https://doi.org/10.1186/s12934-017-0669-x>
- Spriçigo, D.A., Bardina, C., Cortés, P. and Llagostera, M. 2013. Use of a bacteriophage cocktail to control *Salmonella* in food and the food industry. *Int J Food Microbiol.* 165(2):169–174. <https://doi.org/10.1016/j.ijfoodmicro.2013.05.009>
- Starek, A., Pawłat, J., Chudzik, B., Kwiatkowski, M., Terebun, P., Sagan, A. and Andrejko, D. 2019. Evaluation of selected microbial and physicochemical parameters of fresh tomato juice after cold atmospheric pressure plasma treatment during refrigerated storage. *Sci Rep.* 9(1):8407. <https://doi.org/10.1038/s41598-019-44946-1>
- Sun, M.-C., Hu, Z.-Y., Li, D.-D., Chen, Y.-X., Xi, J.-H. and Zhao, C.-H. 2022. Application of the Reuterin system as food preservative or health-promoting agent: a critical review. *Foods.* 11(24):4000. <https://doi.org/10.3390/foods11244000>
- Sun, Y., Zhang, C. and Liew, K.M. 2012. Higher-order constitutive relationship for microtubules based on the higher-order cauchy-born rule. *Proced Eng.* 31:973–978. <https://doi.org/10.1016/j.proeng.2012.01.1129>
- Taheri, S., Brodie, G. and Gupta, D. 2020. Fluidisation of lentil seeds during microwave drying and disinfection could prevent detrimental impacts on their chemical and biochemical characteristics. *Food Sci Technol (LWT).* 129:109534. <https://doi.org/10.1016/j.lwt.2020.109534>
- Tamkutė, L., Gil, B.M., Carballido, J.R., Pukalskienė, M. and Venskutonis, P.R. 2019. Effect of cranberry pomace extracts isolated by pressurized ethanol and water on the inhibition of food pathogenic/spoilage bacteria and the quality of pork products. *Food Res Int.* 120:38–51. <https://doi.org/10.1016/j.foodres.2019.02.025>
- Thapa, S.B., Pandey, R.P., Park, Y.I. and Sohng, J.K. 2019. Biotechnological advances in resveratrol production and its chemical diversity. *Molecules.* 24(14):2571. <https://doi.org/10.3390/molecules24142571>
- Tomat, D., Mercanti, D., Balagué, C. and Quiberoni, A. 2013. Phage biocontrol of enteropathogenic and Shiga toxin-producing *Escherichia coli* during milk fermentation. *Lett Appl Microbiol.* 57(1):3–10. <https://doi.org/10.1111/lam.12074>
- Torrecilla, J.S., Otero, L. and Sanz, P.D. 2005. Artificial neural networks: a promising tool to design and optimize high-pressure food processes. *J Food Eng.* 69(3):299–306. <https://doi.org/10.1016/j.jfoodeng.2004.08.020>
- Torres, M.D.T., Sothiselvam, S., Lu, T.K. and De La Fuente-Nunez, C. 2019. Peptide design principles for antimicrobial applications. *J Mol Biol.* 431(18):3547–3567. <https://doi.org/10.1016/j.jmb.2018.12.015>
- Tripathi, J.K., Pal, S., Awasthi, B., Kumar, A., Tandon, A., Mitra, K., Chattopadhyay, N. and Ghosh, J.K. 2015. Variants of self-assembling peptide, KLD-12 that show both rapid fracture healing and antimicrobial properties. *Biomaterials.* 56:92–103. <https://doi.org/10.1016/j.biomaterials.2015.03.046>
- Turgut, Y., Turgut, S.S. and Karacabey, E. 2021. Use of ohmic heating as an alternative method for cooking pasta. *J Sci Food Agric.* 101(13):5529–5540. <https://doi.org/10.1002/jsfa.11203>

- Vaishnav, S., Saraf, A., Roy, V. and Kukreja, A. 2024. A comprehensive review of physical techniques for food preservation. *Spect Emerg Sci.* 4(1):26–32. <https://doi.org/10.55878/SES2024-4-1-5>
- Vale, P.F., McNally, L., Doeschl-Wilson, A., King, K.C., Popat, R., Domingo-Sananes, M.R., Allen, J.E., Soares, M.P. and Kümmerli, R. 2016. Beyond killing: can we find new ways to manage infection? *Evol Med Public Health.* 2016(1):148–157. <https://doi.org/10.1093/emph/eow012>
- Vaou, N., Stavropoulou, E., Voidarou, C., Tsigalou, C. and Bezirtzoglou, E. 2021. Towards advances in medicinal plant antimicrobial activity: a review study on challenges and future perspectives. *Microorganisms.* 9(10):2041. <https://doi.org/10.3390/microorganisms9102041>
- Varghese, K.S., Pandey, M.C., Radhakrishna, K. and Bawa, A.S. 2014. Technology, applications and modelling of ohmic heating: a review. *J Food Sci Technol.* 51(10):2304–2317. <https://doi.org/10.1007/s13197-012-0710-3>
- Vikram, A., Callahan, M.T., Woolston, J.W., Sharma, M. and Sulakvelidze, A. 2022. Phage biocontrol for reducing bacterial foodborne pathogens in produce and other foods. *Curr Opin Biotechnol.* 78:102805. <https://doi.org/10.1016/j.copbio.2022.102805>
- Villalobos-Delgado, L.H., Nevárez-Moorillon, G.V., Caro, I., Quinto, E.J. and Mateo, J. 2019. Natural antimicrobial agents to improve foods shelf life. In: *Food Quality and Shelf Life.* Elsevier, Amsterdam, the Netherlands, pp. 125–157. <https://doi.org/10.1016/B978-0-12-817190-5.00004-5>
- Wang, B., Khir, R., Pan, Z., El-Mashad, H., Atungulu, G.G., Ma, H., Mchugh, T.H., Qu, W. and Wu, B. 2014. Effective disinfection of rough rice using infrared radiation heating. *J Food Protec.* 77(9):1538–1545. <https://doi.org/10.4315/0362-028X.JFP-14-020>
- Wang, H. and Sun, H. 2020. Assessment of different antimicrobials to inhibit the growth of *Zygosaccharomyces rouxii* cocktail in concentrated apple juice. *Food Microbiol.* 91:103549. <https://doi.org/10.1016/j.fm.2020.103549>
- Wang, L. and Teplitski, M. 2023. Microbiological food safety considerations in shelf-life extension of fresh fruits and vegetables. *Curr Opin Biotechnol.* 80:102895. <https://doi.org/10.1016/j.copbio.2023.102895>
- Wang, Y., Wig, T.D., Tang, J. and Hallberg, L.M. 2003. Sterilization of foodstuffs using radio frequency heating. *J Food Sci.* 68(2):539–544. <https://doi.org/10.1111/j.1365-2621.2003.tb05708.x>
- Wang, S., Zhang, J., Wang, Y., Zhu, Q., Wang, X. and Luan, D. 2023. Effects of microwave pasteurization on the quality and shelf-life of low-sodium and intermediate-moisture pacific saury (*Cololabis saira*). *Foods.* 12(10):2000. <https://doi.org/10.3390/foods12102000>
- Wang, L., Zhang, C., Zhang, J., Rao, Z., Xu, X., Mao, Z. and Chen, X. 2021. Epsilon-poly-L-lysine: recent advances in biomanufacturing and applications. *Front Bioeng Biotechnol.* 9:748976. <https://doi.org/10.3389/fbioe.2021.748976>
- Winkler, C., Frick, B., Schroecksnadel, K., Schennach, H. and Fuchs, D. 2006. Food preservatives sodium sulfite and sorbic acid suppress mitogen-stimulated peripheral blood mononuclear cells. *Food Chem Toxicol.* 44(12):2003–2007. <https://doi.org/10.1016/j.fct.2006.06.019>
- Woo, H., Beck, S., Boczek, L., Carlson, K., Brinkman, N., Linden, K., Lawal, O., Hayes, S. and Ryu, H. 2019. Efficacy of inactivation of human enteroviruses by dual-wavelength germicidal ultraviolet (UV-C) light emitting diodes (LEDs). *Water.* 11(6):1131. <https://doi.org/10.3390/w11061131>
- World Food Programme (WFP). 2025. Food systems. <https://www.wfp.org/food-systems#:~:text=Food%20systems%20are%20the%20networks,key%20to%20reaching%20zero%20hunger>
- World Health Organization (WHO). 2021. Food safety and quality: a global overview. WHO. https://www.who.int/foodsafety/publications/fs_management/en/
- Wu, H., Moser, C., Wang, H.-Z., Høiby, N. and Song, Z.-J. 2015. Strategies for combating bacterial biofilm infections. *Int J Oral Sci.* 7(1):1–7. <https://doi.org/10.1038/ijos.2014.65>
- Wu, M., Tian, L., Fu, J., Liao, S., Li, H., Gai, Z. and Gong, G. 2022. Antibacterial mechanism of protocatechuic acid against *Yersinia enterocolitica* and its application in pork. *Food Control.* 133:108573. <https://doi.org/10.1016/j.foodcont.2021.108573>
- Wu, Y., Zhou, L., Lu, F., Bie, X., Zhao, H., Zhang, C., Lu, Z. and Lu, Y. 2019. Discovery of a novel antimicrobial Lipopeptide, Brevibacillin V, from *Brevibacillus laterosporus* fmb70 and its application on the preservation of skim milk. *J Agric Food Chem.* 67(45):12452–12460. <https://doi.org/10.1021/acs.jafc.9b04113>
- Xia, Y., Zeng, Z., López Contreras, A. and Cui, C. 2023. Editorial: innovative microbial technologies for future and sustainable food science. *Front Microbiol.* 14:1215775. <https://doi.org/10.3389/fmicb.2023.1215775>
- Xu, M.M., Kaur, M., Pillidge, C.J. and Torley, P.J. 2022. Microbial biopreservatives for controlling the spoilage of beef and lamb meat: their application and effects on meat quality. *Crit Rev Food Sci Nutr.* 62(17):4571–4592. <https://doi.org/10.1080/10408398.2021.1877108>
- Xu, K., Zhao, X., Tan, Y., Wu, J., Cai, Y., Zhou, J. and Wang, X. 2023. A systematical review on antimicrobial peptides and their food applications. *Biomater Adv.* 155:213684. Scopus. <https://doi.org/10.1016/j.bioadv.2023.213684>
- Yamamoto, K. 2017. Food processing by high hydrostatic pressure. *Biosci Biotechnol Biochem.* 81(4):672–679. <https://doi.org/10.1080/09168451.2017.1281723>
- Yan, J., Guo, Z. and Xie, J. 2024. A critical analysis of the opportunities and challenges of phage application in seafood quality control. *Foods.* 13(20):3282. Scopus. <https://doi.org/10.3390/foods13203282>
- Yang, X., Huang, E., Yuan, C., Zhang, L. and Yousef, A.E. 2016. Isolation and structural elucidation of brevibacillin, an antimicrobial lipopeptide from *Brevibacillus laterosporus* that combats drug-resistant Gram-positive bacteria. *Appl Environ Microbiol.* 82(9):2763–2772. <https://doi.org/10.1128/AEM.00315-16>
- Yang, P., Rao, L., Zhao, L., Wu, X., Wang, Y. and Liao, X. 2021. High pressure processing combined with selected hurdles: enhancement in the inactivation of vegetative microorganisms. *Comp Rev Food Sci Food Safety.* 20(2):1800–1828. <https://doi.org/10.1111/1541-4337.12724>
- Yang, S., Sadekuzzaman, M. and Ha, S.-D. 2017. Reduction of *Listeria monocytogenes* on chicken breasts by combined

- treatment with UV-C light and bacteriophage ListShield. *Food Sci Technol (LWT)*. 86:193–200. <https://doi.org/10.1016/j.lwt.2017.07.060>
- Yang, C., Zhao, Y., Tang, Y., Yang, R., Yan, W. and Zhao, W. 2018. Radio frequency heating as a disinfection method against *Corcyra cephalonica* and its effect on properties of milled rice. *J Stored Prod Res*. 77:112–121. <https://doi.org/10.1016/j.jspr.2018.04.004>
- Ye, J., Hong, T., Wu, Y., Wu, L., Liao, Y., Zhu, H., Yang, Y. and Huang, K. 2017. Model stirrer based on a multi-material turntable for microwave processing materials. *Materials*. 10(2):95. <https://doi.org/10.3390/ma10020095>
- Yoon, J.W. and Kang, S.S. 2020. In Vitro Antibiofilm and Anti-Inflammatory Properties of Bacteriocins Produced by *Pediococcus acidilactici* Against *Enterococcus faecalis*. *Foodborne Pathog Dis*. 17(12):764–771. <https://doi.org/10.1089/fpd.2020.2804>
- Yousef, A.E. and Abdelhamid, A.G. 2019. Behavior of microorganisms in food: growth, survival, and death. In: Doyle, M.P., Diez-Gonzalez, F. and Hill, C. (Eds.) *Food Microbiology*. ASM Press, Washington, DC, pp. 3–21. <https://doi.org/10.1128/9781555819972.ch1>
- Yuan, S., Li, C., Zhang, Y., Yu, H., Xie, Y., Guo, Y. and Yao, W. 2021. Ultrasound as an emerging technology for the elimination of chemical contaminants in food: a review. *Trends Food Sci Technol*. 109:374–385. <https://doi.org/10.1016/j.tifs.2021.01.048>
- Zaki, N.L., Abd-Elhak, N.A. and Abd El-Rahman, H.S.M. 2022. The utilization of yellow and red onion peels and their extracts as antioxidant and antimicrobial in preservation of beef burger during storage. *Am J Food Sci Technol*. 10(1):1–9. <https://doi.org/10.12691/ajfst-10-1-1>
- Zhai, Y., Tian, J., Ping, R., Xiu, H., Xiang, Q., Shen, R. and Wang, Z. 2021. Effects of ultraviolet-C light-emitting diodes at 275 nm on inactivation of *Alicyclobacillus acidoterrestris* vegetative cells and its spores as well as the quality attributes of orange juice. *Food Sci Technol Int*. 27(4):334–343. <https://doi.org/10.1177/1082013220957529>
- Zheng, L. and Sun, D.-W. 2006. Innovative applications of power ultrasound during food freezing processes—a review. *Trends Food Sci Technol*. 17(1):16–23. <https://doi.org/10.1016/j.tifs.2005.08.010>
- Zheng, A., Zhang, L. and Wang, S. 2017. Verification of radio frequency pasteurization treatment for controlling *Aspergillus parasiticus* on corn grains. *Int J Food Microbiol*. 249:27–34. <https://doi.org/10.1016/j.ijfoodmicro.2017.02.017>
- Zhu, Y., Li, C., Cui, H. and Lin, L. 2019. Antimicrobial mechanism of pulsed light for the control of *Escherichia coli* O157:H7 and its application in carrot juice. *Food Control*. 106:106751. <https://doi.org/10.1016/j.foodcont.2019.106751>