



STANDARD EUROBAROMETER 105

# Public opinion in the European Union

DATA ANNEX

MARCH – APRIL 2026



This survey has been requested and co-ordinated by the European Commission, Directorate-General for Communication.

This document does not represent the point of view of the European Commission. The interpretations and opinions contained in it are solely those of the authors.

<b>Project title</b>	Standard Eurobarometer 105 – Autumn 2026 Data Annex
<b>Catalogue number</b>	NA-01-26-017-EN-N
<b>ISBN</b>	978-92-68-39723-7
<b>ISSN</b>	1977-3927
<b>DOI</b>	10.2775/6992239





























© European Union, 2026

<https://www.europa.eu/eurobarometer>

Photo credit: Getty Images












Standard Eurobarometer 105  
Spring 2026

D70 On the whole, are you very satisfied, fairly satisfied, not very satisfied or not at all satisfied with the life you lead? (%)

		Very satisfied		Fairly satisfied		Not very satisfied		Not at all satisfied		Don't know	Total 'Satisfied'		Total 'Not Satisfied'	
		Mar/Apr 2026	Diff. Mar/Apr 2026 - Oct/Nov 2025	Mar/Apr 2026	Diff. Mar/Apr 2026 - Oct/Nov 2025	Mar/Apr 2026	Diff. Mar/Apr 2026 - Oct/Nov 2025	Mar/Apr 2026	Diff. Mar/Apr 2026 - Oct/Nov 2025					
		Mar/Apr 2026	Diff. Mar/Apr 2026 - Oct/Nov 2025	Mar/Apr 2026	Diff. Mar/Apr 2026 - Oct/Nov 2025	Mar/Apr 2026	Diff. Mar/Apr 2026 - Oct/Nov 2025	Mar/Apr 2026	Diff. Mar/Apr 2026 - Oct/Nov 2025					
EU27		23	0	64	1	11	-1	2	0	0	87	1	13	-1
EURO		23	0	64	0	11	0	2	0	0	87	0	13	0
NON EURO		21	0	65	3	12	-2	2	-1	0	86	3	14	-3
BE		24	-3	64	4	10	0	2	-1	0	88	1	12	-1
BG		10	-1	57	6	27	-2	6	-2	0	67	5	33	-4
CZ		18	-2	71	2	10	0	1	0	0	89	0	11	0
DK		67	2	31	-1	2	-1	0	0	0	98	1	2	-1
DE		24	1	65	-1	9	-1	2	1	0	89	0	11	0
EE		16	2	69	0	12	-3	1	0	2	85	2	13	-3
IE		43	-3	53	3	3	-1	0	0	1	96	0	3	-1
EL		9	0	54	0	26	-2	11	2	0	63	0	37	0
ES		31	0	58	-2	9	1	2	1	0	89	-2	11	2
FR		21	2	66	-1	11	0	2	-1	0	87	1	13	-1
HR		18	1	66	4	14	-5	2	0	0	84	5	16	-5
IT		11	-3	71	2	16	1	2	0	0	82	-1	18	1
CY		18	-3	66	3	13	0	3	0	0	84	0	16	0
LV		16	-2	69	3	14	0	1	-1	0	85	1	15	-1
LT		26	3	59	-6	12	1	3	2	0	85	-3	15	3
LU		47	10	48	-9	4	-1	1	0	0	95	1	5	-1
HU		13	0	70	1	15	0	2	-1	0	83	1	17	-1
MT		30	7	64	-5	6	-1	0	-1	0	94	2	6	-2
NL		50	2	46	-1	4	0	0	-1	0	96	1	4	-1
AT		34	-1	53	0	11	0	2	1	0	87	-1	13	1
PL		14	-6	78	7	7	-1	1	1	0	92	1	8	0
PT		5	1	79	-1	16	1	0	-1	0	84	0	16	0
RO		12	3	52	0	29	-1	7	-2	0	64	3	36	-3
SI		34	-5	62	5	4	0	0	0	0	96	0	4	0
SK		22	1	68	2	9	-3	1	0	0	90	3	10	-3
FI		33	-4	62	3	5	1	0	0	0	95	-1	5	1
SE		48	8	47	-9	4	1	1	0	0	95	-1	5	1





























Standard Eurobarometer 105  
Spring 2026

D70 On the whole, are you very satisfied, fairly satisfied, not very satisfied or not at all satisfied with the life you lead? (%)

		Very satisfied		Fairly satisfied		Not very satisfied		Not at all satisfied		Don't know		Total 'Satisfied'		Total 'Not Satisfied'	
		Mar/Apr 2026	Diff. Mar/Apr 2026 - Oct/Nov 2025	Mar/Apr 2026	Diff. Mar/Apr 2026 - Oct/Nov 2025	Mar/Apr 2026	Diff. Mar/Apr 2026 - Oct/Nov 2025	Mar/Apr 2026	Diff. Mar/Apr 2026 - Oct/Nov 2025	Mar/Apr 2026	Diff. Mar/Apr 2026 - Oct/Nov 2025	Mar/Apr 2026	Diff. Mar/Apr 2026 - Oct/Nov 2025	Mar/Apr 2026	Diff. Mar/Apr 2026 - Oct/Nov 2025
EU27		23	0	64	1	11	-1	2	0	0	0	87	1	13	-1
EURO		23	0	64	0	11	0	2	0	0	0	87	0	13	0
NON EURO		21	0	65	3	12	-2	2	-1	0	0	86	3	14	-3
TR		29	1	27	-7	14	-5	30	11	0	0	56	-6	44	6
MK		13	0	63	-2	19	2	5	0	0	0	76	-2	24	2
ME		4	-15	76	17	19	-1	1	-1	0	0	80	2	20	-2
RS		13	-5	46	1	31	2	10	2	0	0	59	-4	41	4
AL		16	4	57	2	20	-3	7	-3	0	0	73	6	27	-6
MD		14	-1	57	-3	23	3	6	2	0	-1	71	-4	29	5
UK		34	-1	56	0	8	1	2	1	0	-1	90	-1	10	2
BA		21	2	58	-4	17	-1	4	3	0	0	79	-2	21	2
XK		28	-10	55	9	9	0	8	1	0	0	83	-1	17	1
TCC		27	-16	61	23	11	0	1	-7	0	0	88	7	12	-7
GE		19	4	46	-3	27	-1	7	-1	1	1	65	1	34	-2












Standard Eurobarometer 105  
Spring 2026

D70a On the whole, are you very satisfied, fairly satisfied, not very satisfied or not at all satisfied with your daily life? (%)

		Very satisfied		Fairly satisfied		Not very satisfied		Not at all satisfied		Don't know	Total 'Satisfied'		Total 'Not Satisfied'	
		Mar/Apr 2026	Diff. Mar/Apr 2026 - Oct/Nov 2025	Mar/Apr 2026	Diff. Mar/Apr 2026 - Oct/Nov 2025	Mar/Apr 2026	Diff. Mar/Apr 2026 - Oct/Nov 2025	Mar/Apr 2026	Diff. Mar/Apr 2026 - Oct/Nov 2025		Mar/Apr 2026	Diff. Mar/Apr 2026 - Oct/Nov 2025	Mar/Apr 2026	Diff. Mar/Apr 2026 - Oct/Nov 2025
EU27		21	0	64	0	13	0	2	0	0	85	0	15	0
EURO		22	0	64	0	12	0	2	0	0	86	0	14	0
NON EURO		20	1	64	1	13	-2	3	0	0	84	2	16	-2
BE		22	-2	67	5	9	-3	2	0	0	89	3	11	-3
BG		11	0	57	4	25	-3	6	-1	1	68	4	31	-4
CZ		17	0	72	1	10	0	1	-1	0	89	1	11	-1
DK		64	0	33	0	3	0	0	0	0	97	0	3	0
DE		23	1	65	-2	11	1	1	1	0	88	-1	12	2
EE		14	1	68	0	14	-2	2	0	2	82	1	16	-2
IE		40	-3	56	3	3	-1	0	0	1	96	0	3	-1
EL		8	0	52	-2	28	-1	12	3	0	60	-2	40	2
ES		31	2	59	-3	8	0	2	1	0	90	-1	10	1
FR		18	0	68	2	12	-1	2	-1	0	86	2	14	-2
HR		18	0	63	3	17	-3	2	0	0	81	3	19	-3
IT		11	-3	71	3	17	1	1	-1	0	82	0	18	0
CY		17	-4	65	3	16	2	2	-1	0	82	-1	18	1
LV		14	-1	71	-1	14	2	1	0	0	85	-2	15	2
LT		25	1	59	-5	14	3	2	1	0	84	-4	16	4
LU		42	8	51	-8	6	0	1	0	0	93	0	7	0
HU		12	1	67	-1	18	0	3	0	0	79	0	21	0
MT		26	8	65	-5	9	-2	0	-1	0	91	3	9	-3
NL		43	-1	51	1	6	0	0	0	0	94	0	6	0
AT		33	0	53	-2	12	1	2	1	0	86	-2	14	2
PL		14	-3	77	5	8	-1	0	-1	1	91	2	8	-2
PT		5	0	71	-2	23	2	1	0	0	76	-2	24	2
RO		11	3	49	-3	31	-1	9	1	0	60	0	40	0
SI		33	-1	63	2	3	-1	1	0	0	96	1	4	-1
SK		24	2	66	4	10	-5	0	-1	0	90	6	10	-6
FI		29	-6	65	6	6	0	0	0	0	94	0	6	0
SE		42	7	54	-3	3	-4	1	0	0	96	4	4	-4





























Standard Eurobarometer 105  
Spring 2026

D70a On the whole, are you very satisfied, fairly satisfied, not very satisfied or not at all satisfied with your daily life? (%)











		Very satisfied		Fairly satisfied		Not very satisfied		Not at all satisfied		Don't know		Total 'Satisfied'		Total 'Not Satisfied'	
		Mar/Apr 2026	Diff. Mar/Apr 2026 - Oct/Nov 2025	Mar/Apr 2026	Diff. Mar/Apr 2026 - Oct/Nov 2025	Mar/Apr 2026	Diff. Mar/Apr 2026 - Oct/Nov 2025	Mar/Apr 2026	Diff. Mar/Apr 2026 - Oct/Nov 2025	Mar/Apr 2026	Diff. Mar/Apr 2026 - Oct/Nov 2025	Mar/Apr 2026	Diff. Mar/Apr 2026 - Oct/Nov 2025	Mar/Apr 2026	Diff. Mar/Apr 2026 - Oct/Nov 2025
EU27		21	0	64	0	13	0	2	0	0	0	85	0	15	0
EURO		22	0	64	0	12	0	2	0	0	0	86	0	14	0
NON EURO		20	1	64	1	13	-2	3	0	0	0	84	2	16	-2
TR		32	7	25	-10	12	-5	31	8	0	0	57	-3	43	3
MK		13	-1	60	-1	21	1	6	1	0	0	73	-2	27	2
ME		4	-16	70	10	24	5	2	1	0	0	74	-6	26	6
RS		14	-3	45	-1	32	4	9	0	0	0	59	-4	41	4
AL		14	0	62	6	19	-4	5	-2	0	0	76	6	24	-6
MD		12	-1	61	-3	22	3	4	1	1	0	73	-4	26	4
UK		31	-2	59	0	9	2	1	0	0	0	90	-2	10	2
BA		21	1	55	-4	20	2	4	1	0	0	76	-3	24	3
XK		24	-12	59	11	9	0	8	1	0	0	83	-1	17	1
TCC		23	-18	61	19	15	5	1	-6	0	0	84	1	16	-1
GE		17	1	47	-1	29	0	7	0	0	0	64	0	36	0

Standard Eurobarometer 105  
Spring 2026

D71.1 When you get together with friends or relatives, would you say you discuss frequently, occasionally or never about...?  
**National political matters (%)**





























		Frequently		Occasionally		Never		Don't know	
		Mar/Apr 2026	Diff. Mar/Apr 2026 - Oct/Nov 2025	Mar/Apr 2026	Diff. Mar/Apr 2026 - Oct/Nov 2025	Mar/Apr 2026	Diff. Mar/Apr 2026 - Oct/Nov 2025	Mar/Apr 2026	Diff. Mar/Apr 2026 - Oct/Nov 2025
EU27		26	2	55	-2	19	0	0	0
EURO		28	3	53	-3	19	0	0	0
NON EURO		21	-1	60	-2	19	3	0	0
BE		19	1	60	0	21	-1	0	0
BG		32	3	54	-4	14	1	0	0
CZ		18	-4	60	3	22	1	0	0
DK		33	3	55	-1	12	-2	0	0
DE		36	6	57	-7	7	1	0	0
EE		21	1	58	3	21	-4	0	0
IE		22	-4	51	1	27	3	0	0
EL		47	7	43	-7	10	0	0	0
ES		26	2	44	-2	30	0	0	0
FR		17	-3	51	1	32	2	0	0
HR		16	0	61	-2	23	2	0	0
IT		30	9	53	-4	17	-5	0	0
CY		26	2	45	3	29	-5	0	0
LV		15	-1	58	0	27	1	0	0
LT		16	-4	62	5	22	-1	0	0
LU		21	-3	55	1	24	2	0	0
HU		25	6	64	-4	11	-2	0	0
MT		23	-10	56	4	21	6	0	0
NL		41	-5	49	3	10	2	0	0
AT		24	-4	62	5	14	-1	0	0
PL		15	-2	64	0	21	2	0	0
PT		13	1	60	-3	27	2	0	0
RO		23	5	53	-13	24	8	0	0
SI		13	1	67	2	20	-3	0	0
SK		28	7	57	-10	15	3	0	0
FI		28	1	58	0	14	-1	0	0
SE		36	-2	58	3	6	-1	0	0

D71.1 When you get together with friends or relatives, would you say you discuss frequently, occasionally or never about...?  
**National political matters (%)**











		Frequently		Occasionally		Never		Don't know	
		Mar/Apr 2026	Diff. Mar/Apr 2026 - Oct/Nov 2025	Mar/Apr 2026	Diff. Mar/Apr 2026 - Oct/Nov 2025	Mar/Apr 2026	Diff. Mar/Apr 2026 - Oct/Nov 2025	Mar/Apr 2026	Diff. Mar/Apr 2026 - Oct/Nov 2025
EU27		26	2	55	-2	19	0	0	0
EURO		28	3	53	-3	19	0	0	0
NON EURO		21	-1	60	-2	19	3	0	0
TR		22	-2	41	-11	37	13	0	0
MK		25	5	55	-3	20	-2	0	0
ME		54	31	36	-28	10	-2	0	-1
RS		33	0	51	3	16	-3	0	0
AL		17	-2	53	4	30	-2	0	0
MD		15	3	44	-2	40	-2	1	1
UK		28	1	45	-1	27	0	0	0
BA		23	0	55	0	22	0	0	0
XK		22	-11	45	6	33	6	0	-1
TCC		40	17	50	11	10	-28	0	0
GE		13	-1	44	4	43	-3	0	0

Standard Eurobarometer 105  
Spring 2026





























D71.2 When you get together with friends or relatives, would you say you discuss frequently, occasionally or never about...?  
**European political matters (%)**

		Frequently		Occasionally		Never		Don't know	
		Mar/Apr 2026	Diff. Mar/Apr 2026 - Oct/Nov 2025	Mar/Apr 2026	Diff. Mar/Apr 2026 - Oct/Nov 2025	Mar/Apr 2026	Diff. Mar/Apr 2026 - Oct/Nov 2025	Mar/Apr 2026	Diff. Mar/Apr 2026 - Oct/Nov 2025
EU27		17	2	53	-3	30	1	0	0
EURO		17	2	52	-2	31	0	0	0
NON EURO		15	0	59	-1	26	1	0	0
BE		14	2	57	-1	29	0	0	-1
BG		17	1	58	-1	24	0	1	0
CZ		13	3	56	-1	30	-2	1	0
DK		22	-2	64	8	14	-6	0	0
DE		24	5	60	-6	16	1	0	0
EE		14	3	57	5	28	-9	1	1
IE		16	0	49	1	35	-1	0	0
EL		26	4	56	3	18	-7	0	0
ES		16	2	40	-1	44	-1	0	0
FR		11	1	40	-3	49	2	0	0
HR		12	2	59	0	29	-2	0	0
IT		14	2	59	0	27	-2	0	0
CY		17	3	46	0	37	-3	0	0
LV		12	-1	55	0	32	0	1	1
LT		15	-2	61	5	24	-2	0	-1
LU		25	-2	59	5	16	-3	0	0
HU		19	5	65	-1	16	-4	0	0
MT		12	0	57	-7	31	7	0	0
NL		26	5	53	-5	21	0	0	0
AT		18	-3	61	3	20	-1	1	1
PL		11	0	59	-2	30	2	0	0
PT		10	1	46	-1	44	0	0	0
RO		16	2	53	-5	31	3	0	0
SI		7	-1	66	4	27	-3	0	0
SK		22	5	62	-3	16	-2	0	0
FI		19	0	61	0	20	0	0	0
SE		26	-3	65	6	9	-3	0	0











D71.2 When you get together with friends or relatives, would you say you discuss frequently, occasionally or never about...?  
**European political matters (%)**

		Frequently		Occasionally		Never		Don't know	
		Mar/Apr 2026	Diff. Mar/Apr 2026 - Oct/Nov 2025	Mar/Apr 2026	Diff. Mar/Apr 2026 - Oct/Nov 2025	Mar/Apr 2026	Diff. Mar/Apr 2026 - Oct/Nov 2025	Mar/Apr 2026	Diff. Mar/Apr 2026 - Oct/Nov 2025
EU27		17	2	53	-3	30	1	0	0
EURO		17	2	52	-2	31	0	0	0
NON EURO		15	0	59	-1	26	1	0	0
TR		18	4	41	-17	40	13	1	0
MK		18	3	58	3	24	-6	0	0
ME		55	31	35	-21	10	-8	0	-2
RS		19	4	54	3	27	-7	0	0
AL		13	0	48	3	39	-3	0	0
MD		11	2	37	-1	52	0	0	-1
UK		18	2	45	0	36	-3	1	1
BA		19	0	52	-1	28	0	1	1
XK		15	-10	43	4	42	7	0	-1
TCC		27	4	60	29	12	-34	1	1
GE		12	0	39	4	49	-4	0	0

D71.3 When you get together with friends or relatives, would you say you discuss frequently, occasionally or never about...?  
**Local political matters (%)**





























		Frequently		Occasionally		Never		Don't know	
		Mar/Apr 2026	Diff. Mar/Apr 2026 - Oct/Nov 2025	Mar/Apr 2026	Diff. Mar/Apr 2026 - Oct/Nov 2025	Mar/Apr 2026	Diff. Mar/Apr 2026 - Oct/Nov 2025	Mar/Apr 2026	Diff. Mar/Apr 2026 - Oct/Nov 2025
EU27		23	1	54	0	23	-1	0	0
EURO		24	1	53	0	23	-1	0	0
NON EURO		20	0	59	-1	21	1	0	0
BE		17	-1	57	-1	26	2	0	0
BG		33	0	54	-2	13	2	0	0
CZ		20	-2	59	5	21	-3	0	0
DK		23	1	57	2	20	-3	0	0
DE		34	2	57	0	9	-2	0	0
EE		21	2	55	-2	23	-1	1	1
IE		21	-6	49	1	30	5	0	0
EL		39	-1	48	1	13	0	0	0
ES		22	-1	45	0	33	1	0	0
FR		18	3	46	0	36	-3	0	0
HR		27	2	57	-2	16	0	0	0
IT		21	2	56	0	23	-2	0	0
CY		32	3	46	2	22	-5	0	0
LV		17	-1	59	-1	23	2	1	0
LT		20	-2	59	4	21	-1	0	-1
LU		17	-4	52	2	31	2	0	0
HU		22	5	67	-2	11	-3	0	0
MT		24	-5	49	-10	27	15	0	0
NL		24	2	55	1	21	-3	0	0
AT		21	-2	59	7	20	-4	0	-1
PL		16	1	61	0	23	-1	0	0
PT		12	1	60	-3	28	2	0	0
RO		23	2	51	-11	25	8	1	1
SI		13	0	70	3	17	-3	0	0
SK		20	3	61	-4	19	1	0	0
FI		22	0	58	-3	20	3	0	0
SE		23	0	63	6	14	-6	0	0

D71.3 When you get together with friends or relatives, would you say you discuss frequently, occasionally or never about...?  
**Local political matters (%)**

		Frequently		Occasionally		Never		Don't know	
		Mar/Apr 2026	Diff. Mar/Apr 2026 - Oct/Nov 2025	Mar/Apr 2026	Diff. Mar/Apr 2026 - Oct/Nov 2025	Mar/Apr 2026	Diff. Mar/Apr 2026 - Oct/Nov 2025	Mar/Apr 2026	Diff. Mar/Apr 2026 - Oct/Nov 2025
EU27		23	1	54	0	23	-1	0	0
EURO		24	1	53	0	23	-1	0	0
NON EURO		20	0	59	-1	21	1	0	0
TR		26	1	43	-21	31	20	0	0
MK		34	5	55	-1	11	-4	0	0
ME		55	28	38	-27	7	-1	0	0
RS		36	2	48	-1	16	-1	0	0
AL		22	1	56	2	21	-4	1	1
MD		20	1	51	4	29	-4	0	-1
UK		20	-1	48	-2	32	3	0	0
BA		31	3	53	-3	16	0	0	0
XK		24	-11	46	6	30	5	0	0
TCC		43	7	47	6	10	-13	0	0
GE		20	1	45	0	35	-1	0	0











Standard Eurobarometer 105  
Spring 2026

C2 Political interest index (%)

		+		+		-		-	
		Mar/Apr 2026	Diff. Mar/Apr 2026 - Oct/Nov 2025	Mar/Apr 2026	Diff. Mar/Apr 2026 - Oct/Nov 2025	Mar/Apr 2026	Diff. Mar/Apr 2026 - Oct/Nov 2025	Mar/Apr 2026	Diff. Mar/Apr 2026 - Oct/Nov 2025
EU27		20	2	48	-2	18	0	14	0
EURO		21	3	46	-2	18	-1	15	0
NON EURO		17	2	54	-2	16	-1	13	1
BE		14	1	50	-2	21	0	15	1
BG		26	2	52	0	11	-6	11	4
CZ		15	0	54	4	15	-4	16	0
DK		24	2	51	1	20	0	5	-3
DE		29	5	52	-7	16	2	3	0
EE		16	2	50	4	19	-4	15	-2
IE		19	-2	42	0	18	0	21	2
EL		36	4	46	0	9	-5	9	1
ES		19	0	37	-1	18	1	26	0
FR		12	0	37	0	25	-2	26	2
HR		15	1	54	-1	18	0	13	0
IT		18	3	52	1	17	0	13	-4
CY		24	4	38	0	17	-1	21	-3
LV		13	0	51	0	17	-3	19	3
LT		14	-4	58	6	12	-1	16	-1
LU		17	-3	50	3	22	1	11	-1
HU		22	8	61	-2	10	-3	7	-3
MT		17	-5	47	-6	18	2	18	9
NL		29	4	45	-4	19	-3	7	3
AT		19	-2	56	4	15	0	10	-2
PL		12	1	56	-3	16	2	16	0
PT		11	0	44	0	20	-2	25	2
RO		17	6	48	-11	19	-2	16	7
SI		9	0	61	4	18	-1	12	-3
SK		23	7	56	-4	10	-5	11	2
FI		22	1	51	-1	18	-1	9	1
SE		26	-2	56	5	16	-1	2	-2

Standard Eurobarometer 105  
Spring 2026

C2 Political interest index (%)

			+		-		-		
		Mar/Apr 2026	Diff. Mar/Apr 2026 - Oct/Nov 2025	Mar/Apr 2026	Diff. Mar/Apr 2026 - Oct/Nov 2025	Mar/Apr 2026	Diff. Mar/Apr 2026 - Oct/Nov 2025	Mar/Apr 2026	Diff. Mar/Apr 2026 - Oct/Nov 2025
EU27		20	2	48	-2	18	0	14	0
EURO		21	3	46	-2	18	-1	15	0
NON EURO		17	2	54	-2	16	-1	13	1
TR		20	4	38	-17	13	-7	29	20
MK		23	5	51	0	16	-4	10	-1
ME		55	32	33	-21	6	-11	6	0
RS		27	1	46	4	16	-4	11	-1
AL		16	0	42	1	24	2	18	-3
MD		12	2	34	-2	31	4	23	-4
UK		20	1	38	-1	22	0	20	0
BA		22	1	48	-1	18	1	12	-1
XK		18	-11	39	3	17	4	26	4
TCC		36	13	50	18	9	-17	5	-14
GE		13	1	34	3	24	-3	29	-1











Standard Eurobarometer 105  
Spring 2026

QA1.1 How would you judge the current situation in each of the following?  
**The situation in (OUR COUNTRY) in general (%)**

		Very good		Rather good		Rather bad		Very bad		Don't know		Total 'Good'		Total 'Bad'	
		Mar/Apr 2026		Mar/Apr 2026		Mar/Apr 2026		Mar/Apr 2026		Mar/Apr 2026		Mar/Apr 2026		Mar/Apr 2026	
			Diff. Mar/Apr 2026 - Oct/Nov 2025		Diff. Mar/Apr 2026 - Oct/Nov 2025		Diff. Mar/Apr 2026 - Oct/Nov 2025		Diff. Mar/Apr 2026 - Oct/Nov 2025		Diff. Mar/Apr 2026 - Oct/Nov 2025		Diff. Mar/Apr 2026 - Oct/Nov 2025		Diff. Mar/Apr 2026 - Oct/Nov 2025
EU27		3	0	43	2	42	-2	11	0	1	0	46	2	53	-2
EURO		3	1	39	1	46	0	11	-2	1	0	42	2	57	-2
NON EURO		6	0	57	3	28	-4	8	2	1	-1	63	3	36	-2
BE		3	0	53	5	38	-3	6	-2	0	0	56	5	44	-5
BG		3	0	27	-3	49	2	19	2	2	-1	30	-3	68	4
CZ		3	-2	58	8	31	-6	7	0	1	0	61	6	38	-6
DK		19	1	69	5	10	-4	1	-1	1	-1	88	6	11	-5
DE		2	1	41	-2	49	-1	7	1	1	1	43	-1	56	0
EE		3	-1	55	4	32	-5	8	1	2	1	58	3	40	-4
IE		11	2	50	2	30	-3	8	-1	1	0	61	4	38	-4
EL		1	0	17	-1	55	-2	27	3	0	0	18	-1	82	1
ES		3	1	38	-1	41	-2	17	2	1	0	41	0	58	0
FR		1	1	29	13	53	-3	14	-13	3	2	30	14	67	-16
HR		5	1	43	-1	38	-3	12	2	2	1	48	0	50	-1
IT		2	-1	37	-5	50	6	11	1	0	-1	39	-6	61	7
CY		4	2	42	3	39	-1	14	-5	1	1	46	5	53	-6
LV		1	0	43	-4	46	4	8	0	2	0	44	-4	54	4
LT		3	1	57	-4	33	1	5	1	2	1	60	-3	38	2
LU		19	2	73	3	7	-4	1	0	0	-1	92	5	8	-4
HU		2	-2	45	1	39	-1	13	2	1	0	47	-1	52	1
MT		11	7	56	2	28	-7	4	-2	1	0	67	9	32	-9
NL		11	3	68	11	18	-12	3	-2	0	0	79	14	21	-14
AT		9	-2	51	2	33	-1	6	0	1	1	60	0	39	-1
PL		5	-1	66	-1	23	0	3	1	3	1	71	-2	26	1
PT		0	-1	36	-2	52	-1	11	5	1	-1	36	-3	63	4
RO		6	1	34	-2	41	-6	18	7	1	0	40	-1	59	1
SI		5	-1	57	-3	30	4	7	0	1	0	62	-4	37	4
SK		4	2	34	2	47	-3	15	-1	0	0	38	4	62	-4
FI		3	0	57	-2	35	1	4	1	1	0	60	-2	39	2
SE		7	2	67	5	22	-6	4	0	0	-1	74	7	26	-6

**Standard Eurobarometer 105  
Spring 2026**

QA1.1 How would you judge the current situation in each of the following?  
**The situation in (OUR COUNTRY) in general (%)**

		Very good		Rather good		Rather bad		Very bad		Don't know		Total 'Good'		Total 'Bad'	
		Mar/Apr 2026		Mar/Apr 2026		Mar/Apr 2026		Mar/Apr 2026		Mar/Apr 2026		Mar/Apr 2026		Mar/Apr 2026	
			Diff. Mar/Apr 2026 - Oct/Nov 2025		Diff. Mar/Apr 2026 - Oct/Nov 2025		Diff. Mar/Apr 2026 - Oct/Nov 2025		Diff. Mar/Apr 2026 - Oct/Nov 2025		Diff. Mar/Apr 2026 - Oct/Nov 2025		Diff. Mar/Apr 2026 - Oct/Nov 2025		Diff. Mar/Apr 2026 - Oct/Nov 2025
EU27		3	0	43	2	42	-2	11	0	1	0	46	2	53	-2
EURO		3	1	39	1	46	0	11	-2	1	0	42	2	57	-2
NON EURO		6	0	57	3	28	-4	8	2	1	-1	63	3	36	-2
TR		19	3	27	-9	24	-9	30	15	0	0	46	-6	54	6
MK		4	0	47	-3	35	4	14	-1	0	0	51	-3	49	3
ME		10	1	52	30	32	-24	6	-7	0	0	62	31	38	-31
RS		7	1	34	0	37	-1	21	0	1	0	41	1	58	-1
AL		6	3	56	6	27	-3	11	-6	0	0	62	9	38	-9
MD		3	-1	37	-8	36	5	22	5	2	-1	40	-9	58	10
UK		2	1	31	2	47	0	18	-2	2	-1	33	3	65	-2
BA		9	2	38	-2	42	0	11	0	0	0	47	0	53	0
XK		10	-8	60	2	18	4	12	2	0	0	70	-6	30	6
TCC		18	4	61	18	19	-7	2	-15	0	0	79	22	21	-22
GE		7	0	44	-1	28	2	18	0	3	-1	51	-1	46	2











Standard Eurobarometer 105  
Spring 2026

QA1.2 How would you judge the current situation in each of the following?  
**The situation of the (NATIONALITY) economy (%)**

		Very good		Rather good		Rather bad		Very bad		Don't know		Total 'Good'		Total 'Bad'	
		Mar/Apr 2026		Mar/Apr 2026		Mar/Apr 2026		Mar/Apr 2026		Mar/Apr 2026		Mar/Apr 2026		Mar/Apr 2026	
			Diff. Mar/Apr 2026 - Oct/Nov 2025		Diff. Mar/Apr 2026 - Oct/Nov 2025		Diff. Mar/Apr 2026 - Oct/Nov 2025		Diff. Mar/Apr 2026 - Oct/Nov 2025		Diff. Mar/Apr 2026 - Oct/Nov 2025		Diff. Mar/Apr 2026 - Oct/Nov 2025		Diff. Mar/Apr 2026 - Oct/Nov 2025
EU27		4	0	34	0	45	-1	15	1	2	0	38	0	60	0
EURO		3	0	30	-1	49	0	16	0	2	1	33	-1	65	0
NON EURO		7	-1	50	4	31	-4	10	1	2	0	57	3	41	-3
BE		3	1	40	1	48	0	9	-1	0	-1	43	2	57	-1
BG		4	1	21	-2	47	-1	23	5	0	25	-1	70	1	
CZ		3	-1	41	5	45	-1	10	-2	1	-1	44	4	55	-3
DK		34	-4	58	8	5	-2	1	-1	2	-1	92	4	6	-3
DE		1	0	31	-1	55	-3	11	3	2	1	32	-1	66	0
EE		2	1	30	1	49	-1	15	-1	4	0	32	2	64	-2
IE		11	1	50	-1	29	0	8	0	2	0	61	0	37	0
EL		1	0	14	0	50	-5	35	5	0	0	15	0	85	0
ES		2	0	32	-4	46	2	19	3	1	-1	34	-4	65	5
FR		0	-1	19	6	52	-1	25	-6	4	2	19	5	77	-7
HR		6	2	33	-2	43	-2	17	1	1	1	39	0	60	-1
IT		3	0	29	-6	52	5	16	2	0	-1	32	-6	68	7
CY		4	2	42	1	38	4	15	-7	1	0	46	3	53	-3
LV		0	0	27	-3	56	1	13	1	4	1	27	-3	69	2
LT		3	-1	52	-7	38	6	5	2	2	0	55	-8	43	8
LU		20	4	69	-3	8	-2	1	0	2	1	89	1	9	-2
HU		2	-2	39	2	40	1	18	0	1	-1	41	0	58	1
MT		17	3	58	-7	22	4	1	-1	2	1	75	-4	23	3
NL		16	2	61	1	20	-3	3	1	0	-1	77	3	23	-2
AT		10	-1	41	6	38	-4	10	-1	1	0	51	5	48	-5
PL		7	0	61	0	24	-2	4	1	4	1	68	0	28	-1
PT		1	0	32	-2	53	0	12	4	2	-2	33	-2	65	4
RO		5	0	24	-2	45	-6	25	8	1	0	29	-2	70	2
SI		3	-1	52	-5	36	4	7	1	2	1	55	-6	43	5
SK		4	2	21	3	52	0	22	-4	1	-1	25	5	74	-4
FI		0	-1	22	-1	61	0	16	3	1	-1	22	-2	77	3
SE		6	2	69	8	21	-9	2	-2	2	1	75	10	23	-11

Standard Eurobarometer 105  
Spring 2026

QA1.2 How would you judge the current situation in each of the following?  
**The situation of the (NATIONALITY) economy (%)**











		Very good		Rather good		Rather bad		Very bad		Don't know		Total 'Good'		Total 'Bad'	
		Mar/Apr 2026		Mar/Apr 2026		Mar/Apr 2026		Mar/Apr 2026		Mar/Apr 2026		Mar/Apr 2026		Mar/Apr 2026	
			Diff. Mar/Apr 2026 - Oct/Nov 2025		Diff. Mar/Apr 2026 - Oct/Nov 2025		Diff. Mar/Apr 2026 - Oct/Nov 2025		Diff. Mar/Apr 2026 - Oct/Nov 2025		Diff. Mar/Apr 2026 - Oct/Nov 2025		Diff. Mar/Apr 2026 - Oct/Nov 2025		Diff. Mar/Apr 2026 - Oct/Nov 2025
EU27		4	0	34	0	45	-1	15	1	2	0	38	0	60	0
EURO		3	0	30	-1	49	0	16	0	2	1	33	-1	65	0
NON EURO		7	-1	50	4	31	-4	10	1	2	0	57	3	41	-3
TR		19	7	20	-14	26	-4	35	11	0	0	39	-7	61	7
MK		4	0	32	-4	41	4	23	0	0	0	36	-4	64	4
ME		11	4	47	27	35	-17	7	-14	0	0	58	31	42	-31
RS		6	0	32	-2	37	-1	23	1	2	2	38	-2	60	0
AL		8	6	46	10	34	-10	12	-6	0	0	54	16	46	-16
MD		1	-1	24	-3	41	-1	29	6	5	-1	25	-4	70	5
UK		1	0	22	-3	50	2	24	1	3	0	23	-3	74	3
BA		10	4	31	2	43	-6	16	0	0	0	41	6	59	-6
XK		9	-5	52	2	24	3	15	1	0	-1	61	-3	39	4
TCC		14	2	54	21	27	-5	4	-19	1	1	68	23	31	-24
GE		4	0	32	-5	33	1	28	4	3	0	36	-5	61	5

Standard Eurobarometer 105  
Spring 2026

QA1.3 How would you judge the current situation in each of the following?  
**The situation of the European economy (%)**





























		Very good		Rather good		Rather bad		Very bad		Don't know		Total 'Good'		Total 'Bad'	
		Mar/Apr 2026	Diff. Mar/Apr 2026 - Oct/Nov 2025	Mar/Apr 2026	Diff. Mar/Apr 2026 - Oct/Nov 2025	Mar/Apr 2026	Diff. Mar/Apr 2026 - Oct/Nov 2025	Mar/Apr 2026	Diff. Mar/Apr 2026 - Oct/Nov 2025	Mar/Apr 2026	Diff. Mar/Apr 2026 - Oct/Nov 2025	Mar/Apr 2026	Diff. Mar/Apr 2026 - Oct/Nov 2025	Mar/Apr 2026	Diff. Mar/Apr 2026 - Oct/Nov 2025
EU27		3	0	41	-2	40	1	8	1	8	0	44	-2	48	2
EURO		2	0	38	-2	43	1	9	1	8	0	40	-2	52	2
NON EURO		6	0	51	-1	29	-1	6	2	8	0	57	-1	35	1
BE		2	1	38	-1	48	-1	10	1	2	0	40	0	58	0
BG		7	0	41	0	26	-1	7	1	19	0	48	0	33	0
CZ		2	-2	39	2	43	-1	11	2	5	-1	41	0	54	1
DK		7	0	62	9	18	-8	1	0	12	-1	69	9	19	-8
DE		2	1	35	1	50	-4	6	1	7	1	37	2	56	-3
EE		4	-1	36	-3	37	2	8	2	15	0	40	-4	45	4
IE		8	2	55	1	21	-3	5	0	11	0	63	3	26	-3
EL		5	-1	32	-5	47	6	10	0	6	0	37	-6	57	6
ES		2	0	41	-5	41	5	9	3	7	-3	43	-5	50	8
FR		1	0	28	-1	44	0	13	0	14	1	29	-1	57	0
HR		8	2	46	-7	27	0	12	4	7	1	54	-5	39	4
IT		2	-1	39	-3	46	7	9	-2	4	-1	41	-4	55	5
CY		7	5	47	-1	27	-3	8	0	11	-1	54	4	35	-3
LV		1	-2	46	-11	35	10	4	1	14	2	47	-13	39	11
LT		6	1	63	-5	20	4	2	0	9	0	69	-4	22	4
LU		3	2	46	1	40	1	6	-4	5	0	49	3	46	-3
HU		3	-2	53	2	34	0	7	0	3	0	56	0	41	0
MT		6	3	54	-8	21	-1	2	1	17	5	60	-5	23	0
NL		6	1	65	4	23	-3	4	0	2	-2	71	5	27	-3
AT		10	2	35	-1	41	3	10	-3	4	-1	45	1	51	0
PL		9	2	56	-4	22	-1	4	1	9	2	65	-2	26	0
PT		2	0	53	-7	31	7	9	3	5	-3	55	-7	40	10
RO		6	0	41	-6	36	1	8	3	9	2	47	-6	44	4
SI		2	-2	49	-5	39	3	6	2	4	2	51	-7	45	5
SK		3	0	43	-2	39	2	8	0	7	0	46	-2	47	2
FI		1	-1	47	5	38	-2	3	1	11	-3	48	4	41	-1
SE		2	0	55	3	29	-3	3	0	11	0	57	3	32	-3

QA1.3 How would you judge the current situation in each of the following?  
**The situation of the European economy (%)**

		Very good		Rather good		Rather bad		Very bad		Don't know		Total 'Good'		Total 'Bad'	
		Mar/Apr 2026	Diff. Mar/Apr 2026 - Oct/Nov 2025	Mar/Apr 2026	Diff. Mar/Apr 2026 - Oct/Nov 2025	Mar/Apr 2026	Diff. Mar/Apr 2026 - Oct/Nov 2025	Mar/Apr 2026	Diff. Mar/Apr 2026 - Oct/Nov 2025	Mar/Apr 2026	Diff. Mar/Apr 2026 - Oct/Nov 2025	Mar/Apr 2026	Diff. Mar/Apr 2026 - Oct/Nov 2025	Mar/Apr 2026	Diff. Mar/Apr 2026 - Oct/Nov 2025
EU27		3	0	41	-2	40	1	8	1	8	0	44	-2	48	2
EURO		2	0	38	-2	43	1	9	1	8	0	40	-2	52	2
NON EURO		6	0	51	-1	29	-1	6	2	8	0	57	-1	35	1
TR		19	8	32	-7	18	-11	25	6	6	4	51	1	43	-5
MK		12	-1	51	-5	26	6	6	1	5	-1	63	-6	32	7
ME		9	2	49	27	33	-15	8	-6	1	-8	58	29	41	-21
RS		11	-3	45	-3	32	5	7	1	5	0	56	-6	39	6
AL		20	1	65	-2	11	4	2	-1	2	-2	85	-1	13	3
MD		9	-1	42	-2	18	3	5	0	26	0	51	-3	23	3
UK		2	1	26	-3	41	7	12	1	19	-6	28	-2	53	8
BA		14	-1	48	0	31	0	6	2	1	-1	62	-1	37	2
XK		22	-13	52	10	8	0	7	1	11	2	74	-3	15	1
TCC		23	-21	55	16	18	8	3	-2	1	-1	78	-5	21	6
GE		20	0	42	2	11	2	5	1	22	-5	62	2	16	3











Standard Eurobarometer 105  
Spring 2026

QA1.4 How would you judge the current situation in each of the following?  
**Your personal job situation (%)**





























		Very good		Rather good		Rather bad		Very bad		Don't know		Total 'Good'		Total 'Bad'	
		Mar/Apr 2026	Diff. Mar/Apr 2026 - Oct/Nov 2025	Mar/Apr 2026	Diff. Mar/Apr 2026 - Oct/Nov 2025	Mar/Apr 2026	Diff. Mar/Apr 2026 - Oct/Nov 2025	Mar/Apr 2026	Diff. Mar/Apr 2026 - Oct/Nov 2025	Mar/Apr 2026	Diff. Mar/Apr 2026 - Oct/Nov 2025	Mar/Apr 2026	Diff. Mar/Apr 2026 - Oct/Nov 2025	Mar/Apr 2026	Diff. Mar/Apr 2026 - Oct/Nov 2025
EU27		17	1	53	0	15	-1	4	0	11	0	70	1	19	-1
EURO		17	1	53	0	14	-1	5	1	11	-1	70	1	19	0
NON EURO		18	1	52	0	16	-1	5	1	9	-1	70	1	21	0
BE		18	3	54	-3	19	1	4	-1	5	0	72	0	23	0
BG		11	0	50	1	21	-3	8	2	10	0	61	1	29	-1
CZ		14	-4	58	3	15	0	7	2	6	-1	72	-1	22	2
DK		58	1	26	0	6	-1	3	-1	7	1	84	1	9	-2
DE		22	3	55	-3	11	0	3	1	9	-1	77	0	14	1
EE		8	-1	48	2	17	1	7	-1	20	-1	56	1	24	0
IE		27	-1	48	-3	11	2	3	1	11	1	75	-4	14	3
EL		4	-2	49	5	24	-1	8	-1	15	-1	53	3	32	-2
ES		20	-3	55	5	13	-2	6	1	6	-1	75	2	19	-1
FR		11	0	48	3	14	-4	5	1	22	0	59	3	19	-3
HR		11	1	56	3	19	-7	6	0	8	3	67	4	25	-7
IT		9	2	59	-3	22	3	3	-2	7	0	68	-1	25	1
CY		16	-2	45	-4	10	-2	5	2	24	6	61	-6	15	0
LV		11	-3	60	1	12	2	3	-1	14	1	71	-2	15	1
LT		14	-1	47	-2	12	0	6	1	21	2	61	-3	18	1
LU		37	9	50	-9	7	-2	2	0	4	2	87	0	9	-2
HU		7	1	54	-1	25	2	5	-3	9	1	61	0	30	-1
MT		23	0	46	-7	9	3	2	1	20	3	69	-7	11	4
NL		36	2	43	2	6	-4	3	1	12	-1	79	4	9	-3
AT		27	-3	50	2	9	0	4	0	10	1	77	-1	13	0
PL		12	0	65	0	14	-1	2	1	7	0	77	0	16	0
PT		2	0	63	-3	18	2	9	4	8	-3	65	-3	27	6
RO		9	3	40	-3	26	-2	9	4	16	-2	49	0	35	2
SI		23	-3	52	4	10	-1	6	1	9	-1	75	1	16	0
SK		14	1	56	1	12	-3	3	-1	15	2	70	2	15	-4
FI		49	1	26	1	8	2	6	0	11	-4	75	2	14	2
SE		51	2	31	-3	7	-1	4	2	7	0	82	-1	11	1

Standard Eurobarometer 105  
Spring 2026











QA1.4 How would you judge the current situation in each of the following?  
**Your personal job situation (%)**

		Very good		Rather good		Rather bad		Very bad		Don't know		Total 'Good'		Total 'Bad'	
		Mar/Apr 2026		Mar/Apr 2026		Mar/Apr 2026		Mar/Apr 2026		Mar/Apr 2026		Mar/Apr 2026		Mar/Apr 2026	
			Diff. Mar/Apr 2026 - Oct/Nov 2025		Diff. Mar/Apr 2026 - Oct/Nov 2025		Diff. Mar/Apr 2026 - Oct/Nov 2025		Diff. Mar/Apr 2026 - Oct/Nov 2025		Diff. Mar/Apr 2026 - Oct/Nov 2025		Diff. Mar/Apr 2026 - Oct/Nov 2025		Diff. Mar/Apr 2026 - Oct/Nov 2025
EU27		17	1	53	0	15	-1	4	0	11	0	70	1	19	-1
EURO		17	1	53	0	14	-1	5	1	11	-1	70	1	19	0
NON EURO		18	1	52	0	16	-1	5	1	9	-1	70	1	21	0
TR		19	8	36	-1	19	-15	25	7	1	1	55	7	44	-8
MK		13	1	51	-4	21	3	6	-1	9	1	64	-3	27	2
ME		9	-1	51	22	30	-8	5	-9	5	-4	60	21	35	-17
RS		9	-1	35	-3	26	2	7	-2	23	4	44	-4	33	0
AL		11	2	56	6	18	-5	11	-3	4	0	67	8	29	-8
MD		8	-3	39	-1	12	-1	10	2	31	3	47	-4	22	1
UK		24	-2	46	1	13	4	5	0	12	-3	70	-1	18	4
BA		16	3	41	-5	24	2	12	1	7	-1	57	-2	36	3
XK		18	-7	48	10	13	1	12	-2	9	-2	66	3	25	-1
TCC		16	-3	56	-1	22	6	5	-2	1	0	72	-4	27	4
GE		12	-2	35	-1	14	0	23	6	16	-3	47	-3	37	6

QA1.5 How would you judge the current situation in each of the following?  
**The financial situation of your household (%)**





























		Very good		Rather good		Rather bad		Very bad		Don't know		Total 'Good'		Total 'Bad'	
		Mar/Apr 2026	Diff. Mar/Apr 2026 - Oct/Nov 2025	Mar/Apr 2026	Diff. Mar/Apr 2026 - Oct/Nov 2025	Mar/Apr 2026	Diff. Mar/Apr 2026 - Oct/Nov 2025	Mar/Apr 2026	Diff. Mar/Apr 2026 - Oct/Nov 2025	Mar/Apr 2026	Diff. Mar/Apr 2026 - Oct/Nov 2025	Mar/Apr 2026	Diff. Mar/Apr 2026 - Oct/Nov 2025	Mar/Apr 2026	Diff. Mar/Apr 2026 - Oct/Nov 2025
EU27		12	0	63	0	19	-1	4	1	2	0	75	0	23	0
EURO		12	1	63	-1	19	-1	4	1	2	0	75	0	23	0
NON EURO		14	0	59	0	21	0	3	-1	3	1	73	0	24	-1
BE		13	2	65	0	18	-2	4	0	0	0	78	2	22	-2
BG		5	-1	51	2	31	-2	10	3	3	-2	56	1	41	1
CZ		9	-3	61	3	23	-3	6	3	1	0	70	0	29	0
DK		44	0	46	-1	7	0	1	-1	2	2	90	-1	8	-1
DE		14	1	66	-2	16	0	3	1	1	0	80	-1	19	1
EE		7	0	65	0	21	-1	3	0	4	1	72	0	24	-1
IE		18	0	59	-4	16	2	3	1	4	1	77	-4	19	3
EL		3	-1	50	0	36	1	10	0	1	0	53	-1	46	1
ES		13	1	66	-2	16	1	4	2	1	-2	79	-1	20	3
FR		8	2	64	4	21	-4	4	-1	3	-1	72	6	25	-5
HR		10	1	64	6	21	-7	5	0	0	0	74	7	26	-7
IT		5	0	69	0	21	-1	3	-1	2	2	74	0	24	-2
CY		11	-2	65	2	19	0	4	0	1	0	76	0	23	0
LV		6	-2	70	-2	20	4	2	-1	2	1	76	-4	22	3
LT		9	1	68	-5	18	3	3	1	2	0	77	-4	21	4
LU		30	10	62	-3	7	-6	1	0	0	-1	92	7	8	-6
HU		5	0	63	1	28	0	3	-1	1	0	68	1	31	-1
MT		13	1	76	-2	9	0	1	0	1	1	89	-1	10	0
NL		42	-1	47	1	8	-1	2	1	1	0	89	0	10	0
AT		14	-2	58	1	19	1	3	-1	6	1	72	-1	22	0
PL		9	0	70	0	15	-1	1	-1	5	2	79	0	16	-2
PT		1	0	60	-1	29	-2	8	4	2	-1	61	-1	37	2
RO		7	2	47	-5	36	1	8	1	2	1	54	-3	44	2
SI		11	-1	72	3	16	0	1	-2	0	0	83	2	17	-2
SK		9	2	64	4	23	-4	2	-2	2	0	73	6	25	-6
FI		28	-3	59	3	10	0	3	1	0	-1	87	0	13	1
SE		46	2	44	-2	9	1	1	-1	0	0	90	0	10	0

QA1.5 How would you judge the current situation in each of the following?  
**The financial situation of your household (%)**











		Very good		Rather good		Rather bad		Very bad		Don't know		Total 'Good'		Total 'Bad'	
		Mar/Apr 2026	Diff. Mar/Apr 2026 - Oct/Nov 2025	Mar/Apr 2026	Diff. Mar/Apr 2026 - Oct/Nov 2025	Mar/Apr 2026	Diff. Mar/Apr 2026 - Oct/Nov 2025	Mar/Apr 2026	Diff. Mar/Apr 2026 - Oct/Nov 2025	Mar/Apr 2026	Diff. Mar/Apr 2026 - Oct/Nov 2025	Mar/Apr 2026	Diff. Mar/Apr 2026 - Oct/Nov 2025	Mar/Apr 2026	Diff. Mar/Apr 2026 - Oct/Nov 2025
EU27		12	0	63	0	19	-1	4	1	2	0	75	0	23	0
EURO		12	1	63	-1	19	-1	4	1	2	0	75	0	23	0
NON EURO		14	0	59	0	21	0	3	-1	3	1	73	0	24	-1
TR		19	6	39	1	18	-15	24	8	0	0	58	7	42	-7
MK		9	-1	64	0	22	0	4	0	1	1	73	-1	26	0
ME		10	-2	51	19	31	-11	7	-6	1	0	61	17	38	-17
RS		8	-1	47	-5	36	3	7	2	2	1	55	-6	43	5
AL		12	3	65	3	18	-3	5	-3	0	0	77	6	23	-6
MD		4	-2	60	1	26	1	9	0	1	0	64	-1	35	1
UK		15	-4	61	0	17	2	3	1	4	1	76	-4	20	3
BA		15	2	56	-6	22	1	6	3	1	0	71	-4	28	4
XK		19	-10	64	10	10	-1	7	1	0	0	83	0	17	0
TCC		14	-5	63	-2	20	7	2	-1	1	1	77	-7	22	6
GE		6	-1	55	-4	25	0	13	5	1	0	61	-5	38	5

Standard Eurobarometer 105  
Spring 2026

QA1.6 How would you judge the current situation in each of the following?  
**The employment situation in (OUR COUNTRY) (%)**





























		Very good		Rather good		Rather bad		Very bad		Don't know		Total 'Good'		Total 'Bad'	
		Mar/Apr 2026	Diff. Mar/Apr 2026 - Oct/Nov 2025	Mar/Apr 2026	Diff. Mar/Apr 2026 - Oct/Nov 2025	Mar/Apr 2026	Diff. Mar/Apr 2026 - Oct/Nov 2025	Mar/Apr 2026	Diff. Mar/Apr 2026 - Oct/Nov 2025	Mar/Apr 2026	Diff. Mar/Apr 2026 - Oct/Nov 2025	Mar/Apr 2026	Diff. Mar/Apr 2026 - Oct/Nov 2025	Mar/Apr 2026	Diff. Mar/Apr 2026 - Oct/Nov 2025
EU27		5	0	38	0	41	0	12	1	4	-1	43	0	53	1
EURO		4	0	35	0	44	0	13	0	4	0	39	0	57	0
NON EURO		9	1	49	2	29	-3	8	1	5	-1	58	3	37	-2
BE		3	-1	46	0	42	2	8	0	1	-1	49	-1	50	2
BG		3	0	33	-2	39	0	12	1	13	1	36	-2	51	1
CZ		8	-3	55	1	30	2	5	1	2	-1	63	-2	35	3
DK		51	1	43	1	4	0	0	-1	2	-1	94	2	4	-1
DE		2	0	37	-1	47	3	7	0	7	-2	39	-1	54	3
EE		2	-1	35	3	40	-1	10	-2	13	1	37	2	50	-3
IE		19	-5	56	-3	19	6	3	1	3	1	75	-8	22	7
EL		1	0	22	3	49	-3	27	0	1	0	23	3	76	-3
ES		3	0	35	1	42	-2	18	1	2	0	38	1	60	-1
FR		1	0	27	2	54	-1	12	-3	6	2	28	2	66	-4
HR		9	1	53	5	29	-7	7	0	2	1	62	6	36	-7
IT		2	-1	31	-5	46	4	20	3	1	-1	33	-6	66	7
CY		7	2	52	4	29	-7	9	1	3	0	59	6	38	-6
LV		2	0	43	-6	39	4	6	0	10	2	45	-6	45	4
LT		6	-1	51	-6	32	3	6	4	5	0	57	-7	38	7
LU		11	3	59	1	21	-4	4	0	5	0	70	4	25	-4
HU		4	0	54	7	32	-4	8	-2	2	-1	58	7	40	-6
MT		20	7	52	-2	23	-5	2	-1	3	1	72	5	25	-6
NL		27	-3	60	5	10	-3	2	1	1	0	87	2	12	-2
AT		8	-1	42	5	38	0	8	-3	4	-1	50	4	46	-3
PL		7	1	61	1	22	-1	3	0	7	-1	68	2	25	-1
PT		1	0	37	4	48	-6	12	3	2	-1	38	4	60	-3
RO		5	2	28	-3	40	-8	21	7	6	2	33	-1	61	-1
SI		8	-1	61	1	23	0	4	0	4	0	69	0	27	0
SK		5	1	50	5	35	-2	7	-4	3	0	55	6	42	-6
FI		0	-1	8	-3	51	-6	39	10	2	0	8	-4	90	4
SE		2	0	40	4	48	-1	7	-4	3	1	42	4	55	-5

QA1.6 How would you judge the current situation in each of the following?  
**The employment situation in (OUR COUNTRY) (%)**

		Very good		Rather good		Rather bad		Very bad		Don't know		Total 'Good'		Total 'Bad'	
		Mar/Apr 2026		Mar/Apr 2026		Mar/Apr 2026		Mar/Apr 2026		Mar/Apr 2026		Mar/Apr 2026		Mar/Apr 2026	
			Diff. Mar/Apr 2026 - Oct/Nov 2025		Diff. Mar/Apr 2026 - Oct/Nov 2025		Diff. Mar/Apr 2026 - Oct/Nov 2025		Diff. Mar/Apr 2026 - Oct/Nov 2025		Diff. Mar/Apr 2026 - Oct/Nov 2025		Diff. Mar/Apr 2026 - Oct/Nov 2025		Diff. Mar/Apr 2026 - Oct/Nov 2025
EU27		5	0	38	0	41	0	12	1	4	-1	43	0	53	1
EURO		4	0	35	0	44	0	13	0	4	0	39	0	57	0
NON EURO		9	1	49	2	29	-3	8	1	5	-1	58	3	37	-2
TR		18	5	22	-10	26	-9	32	13	2	1	40	-5	58	4
MK		5	-1	44	-2	35	2	15	1	1	0	49	-3	50	3
ME		7	-2	47	28	34	-15	11	-11	1	0	54	26	45	-26
RS		8	-2	32	2	34	-4	23	4	3	0	40	0	57	0
AL		9	6	50	8	33	-11	8	-3	0	0	59	14	41	-14
MD		1	-3	30	1	42	2	19	-1	8	1	31	-2	61	1
UK		2	-1	25	-5	48	5	15	1	10	0	27	-6	63	6
BA		12	5	31	-3	40	-5	16	3	1	0	43	2	56	-2
XK		11	-8	57	10	17	-1	13	-1	2	0	68	2	30	-2
TCC		19	8	53	18	23	-11	3	-15	2	0	72	26	26	-26
GE		3	-3	29	-5	33	3	29	4	6	1	32	-8	62	7











Standard Eurobarometer 105  
Spring 2026

QA1.7 How would you judge the current situation in each of the following?  
**The provision of public services in (OUR COUNTRY) (%)**





























		Very good		Rather good		Rather bad		Very bad		Don't know		Total 'Good'		Total 'Bad'	
		Mar/Apr 2026		Mar/Apr 2026		Mar/Apr 2026		Mar/Apr 2026		Mar/Apr 2026		Mar/Apr 2026		Mar/Apr 2026	
			Diff. Mar/Apr 2026 - Oct/Nov 2025		Diff. Mar/Apr 2026 - Oct/Nov 2025		Diff. Mar/Apr 2026 - Oct/Nov 2025		Diff. Mar/Apr 2026 - Oct/Nov 2025		Diff. Mar/Apr 2026 - Oct/Nov 2025		Diff. Mar/Apr 2026 - Oct/Nov 2025		Diff. Mar/Apr 2026 - Oct/Nov 2025
EU27		8	1	48	0	31	-2	10	0	3	1	56	1	41	-2
EURO		7	1	46	-1	33	-1	11	1	3	0	53	0	44	0
NON EURO		10	1	53	1	26	-3	7	0	4	1	63	2	33	-3
BE		12	4	54	-2	29	0	4	-2	1	0	66	2	33	-2
BG		7	1	40	-1	30	-1	10	-2	13	3	47	0	40	-3
CZ		12	0	64	6	18	-6	4	0	2	0	76	6	22	-6
DK		19	2	57	6	20	-7	3	0	1	-1	76	8	23	-7
DE		7	2	50	-6	34	2	6	1	3	1	57	-4	40	3
EE		10	0	60	2	21	0	4	-2	5	0	70	2	25	-2
IE		8	-1	49	5	32	1	9	-4	2	-1	57	4	41	-3
EL		2	1	23	0	45	-6	28	4	2	1	25	1	73	-2
ES		8	1	45	-7	32	1	13	5	2	0	53	-6	45	6
FR		5	1	48	10	33	-8	10	-2	4	-1	53	11	43	-10
HR		11	3	46	-3	30	-3	10	1	3	2	57	0	40	-2
IT		2	-1	35	-2	43	3	19	1	1	-1	37	-3	62	4
CY		2	0	45	1	34	1	17	1	2	-3	47	1	51	2
LV		5	0	57	-3	28	2	5	1	5	0	62	-3	33	3
LT		9	2	58	-5	26	2	4	1	3	0	67	-3	30	3
LU		49	1	44	-3	4	1	1	0	2	1	93	-2	5	1
HU		8	1	55	3	29	-1	7	-3	1	0	63	4	36	-4
MT		14	6	52	-7	30	2	3	-1	1	0	66	-1	33	1
NL		32	6	57	-3	10	-2	1	0	0	-1	89	3	11	-2
AT		22	-1	54	0	19	4	4	-2	1	-1	76	-1	23	2
PL		9	-1	54	-2	25	-1	7	1	5	3	63	-3	32	0
PT		0	-1	41	8	34	-7	24	2	1	-2	41	7	58	-5
RO		3	-2	40	-2	38	-1	14	3	5	2	43	-4	52	2
SI		9	-2	60	5	26	-2	4	-1	1	0	69	3	30	-3
SK		5	1	60	1	26	-3	6	0	3	1	65	2	32	-3
FI		10	1	58	1	27	-1	4	0	1	-1	68	2	31	-1
SE		14	2	60	4	18	-6	3	-2	5	2	74	6	21	-8

Standard Eurobarometer 105  
Spring 2026

QA1.7 How would you judge the current situation in each of the following?  
**The provision of public services in (OUR COUNTRY) (%)**











		Very good		Rather good		Rather bad		Very bad		Don't know		Total 'Good'		Total 'Bad'	
		Mar/Apr 2026	Diff. Mar/Apr 2026 - Oct/Nov 2025	Mar/Apr 2026	Diff. Mar/Apr 2026 - Oct/Nov 2025	Mar/Apr 2026	Diff. Mar/Apr 2026 - Oct/Nov 2025	Mar/Apr 2026	Diff. Mar/Apr 2026 - Oct/Nov 2025	Mar/Apr 2026	Diff. Mar/Apr 2026 - Oct/Nov 2025	Mar/Apr 2026	Diff. Mar/Apr 2026 - Oct/Nov 2025	Mar/Apr 2026	Diff. Mar/Apr 2026 - Oct/Nov 2025
EU27		8	1	48	0	31	-2	10	0	3	1	56	1	41	-2
EURO		7	1	46	-1	33	-1	11	1	3	0	53	0	44	0
NON EURO		10	1	53	1	26	-3	7	0	4	1	63	2	33	-3
TR		22	10	24	-13	24	-7	28	8	2	2	46	-3	52	1
MK		5	0	44	3	32	-2	18	-1	1	0	49	3	50	-3
ME		7	-1	54	28	31	-12	8	-12	0	-3	61	27	39	-24
RS		10	-2	33	-1	36	2	19	0	2	1	43	-3	55	2
AL		9	5	53	8	28	-8	9	-6	1	1	62	13	37	-14
MD		4	-2	49	-4	29	4	10	2	8	0	53	-6	39	6
UK		6	1	37	-5	39	3	14	0	4	1	43	-4	53	3
BA		7	0	34	0	44	2	14	-2	1	0	41	0	58	0
XK		17	-12	59	8	13	2	9	1	2	1	76	-4	22	3
TCC		16	5	47	20	26	-4	9	-22	2	1	63	25	35	-26
GE		17	-3	51	0	16	2	7	1	9	0	68	-3	23	3

QA2.1 What are your expectations for the next twelve months: will the next twelve months be better, worse or the same, when it comes to...?  
**Your life in general (%)**





























		Better		Worse		The same		Don't know	
		Mar/Apr 2026	Diff. Mar/Apr 2026 - Oct/Nov 2025	Mar/Apr 2026	Diff. Mar/Apr 2026 - Oct/Nov 2025	Mar/Apr 2026	Diff. Mar/Apr 2026 - Oct/Nov 2025	Mar/Apr 2026	Diff. Mar/Apr 2026 - Oct/Nov 2025
EU27		24	-1	20	4	54	-3	2	0
EURO		24	-1	20	5	54	-4	2	0
NON EURO		25	0	21	1	52	-2	2	1
BE		23	-4	27	5	49	-1	1	0
BG		28	1	27	2	40	-3	5	0
CZ		22	-5	25	7	53	-1	0	-1
DK		25	-2	7	1	67	1	1	0
DE		17	0	26	8	56	-8	1	0
EE		29	1	20	1	47	-4	4	2
IE		26	1	18	6	54	-8	2	1
EL		15	-4	32	12	53	-8	0	0
ES		30	0	12	3	57	-3	1	0
FR		23	-2	20	3	52	-2	5	1
HR		31	-1	22	0	47	1	0	0
IT		29	-2	12	0	58	2	1	0
CY		25	0	24	11	48	-11	3	0
LV		30	-1	15	5	52	-5	3	1
LT		29	-2	16	6	53	-4	2	0
LU		31	1	16	3	51	-5	2	1
HU		21	4	15	-5	61	-1	3	2
MT		35	4	10	-2	53	-1	2	-1
NL		27	-4	15	7	57	-3	1	0
AT		14	-6	27	3	56	2	3	1
PL		21	2	21	1	56	-4	2	1
PT		19	-4	35	17	43	-14	3	1
RO		29	0	35	5	34	-5	2	0
SI		24	-2	17	3	58	-1	1	0
SK		22	-1	27	-6	50	7	1	0
FI		31	2	5	1	63	-3	1	0
SE		41	1	6	1	52	-3	1	1

QA2.1 What are your expectations for the next twelve months: will the next twelve months be better, worse or the same, when it comes to...?

**Your life in general (%)**











		Better		Worse		The same		Don't know	
		Mar/Apr 2026	Diff. Mar/Apr 2026 - Oct/Nov 2025	Mar/Apr 2026	Diff. Mar/Apr 2026 - Oct/Nov 2025	Mar/Apr 2026	Diff. Mar/Apr 2026 - Oct/Nov 2025	Mar/Apr 2026	Diff. Mar/Apr 2026 - Oct/Nov 2025
EU27		24	-1	20	4	54	-3	2	0
EURO		24	-1	20	5	54	-4	2	0
NON EURO		25	0	21	1	52	-2	2	1
TR		42	9	22	-10	36	1	0	0
MK		36	-1	16	1	48	1	0	-1
ME		51	28	12	-3	37	-25	0	0
RS		33	-4	14	1	53	3	0	0
AL		52	8	9	2	38	-10	1	0
MD		42	-8	16	6	36	2	6	0
UK		26	0	21	6	51	-6	2	0
BA		34	5	20	6	45	-12	1	1
XK		53	-6	17	3	29	4	1	-1
TCC		65	-1	21	8	14	-7	0	0
GE		58	2	9	2	28	-4	5	0

QA2.2 What are your expectations for the next twelve months: will the next twelve months be better, worse or the same, when it comes to...?  
**The situation in (OUR COUNTRY) in general (%)**

		Better		Worse		The same		Don't know	
		Mar/Apr 2026	Diff. Mar/Apr 2026 - Oct/Nov 2025	Mar/Apr 2026	Diff. Mar/Apr 2026 - Oct/Nov 2025	Mar/Apr 2026	Diff. Mar/Apr 2026 - Oct/Nov 2025	Mar/Apr 2026	Diff. Mar/Apr 2026 - Oct/Nov 2025
EU27		17	-3	39	7	41	-5	3	1
EURO		16	-3	41	7	40	-5	3	1
NON EURO		20	0	31	3	46	-3	3	0
BE		10	-2	51	6	38	-3	1	-1
BG		24	1	40	1	30	-3	6	1
CZ		16	-9	36	8	46	2	2	-1
DK		13	0	22	3	61	-4	4	1
DE		12	-4	51	11	35	-8	2	1
EE		20	-1	34	1	42	-1	4	1
IE		14	-1	40	7	43	-7	3	1
EL		11	-6	51	15	38	-9	0	0
ES		18	1	35	7	44	-8	3	0
FR		12	-4	42	1	40	1	6	2
HR		27	-2	29	3	43	-2	1	1
IT		28	-4	27	6	43	-3	2	1
CY		14	0	43	14	41	-13	2	-1
LV		13	-7	30	7	53	-1	4	1
LT		21	-3	26	7	50	-5	3	1
LU		19	0	36	8	42	-8	3	0
HU		22	4	22	-7	50	-1	6	4
MT		25	7	29	-5	41	0	5	-2
NL		10	-7	49	15	40	-7	1	-1
AT		13	-5	37	4	48	0	2	1
PL		18	1	26	1	53	-3	3	1
PT		19	-6	46	17	31	-11	4	0
RO		24	0	46	10	28	-8	2	-2
SI		15	-2	33	6	47	-7	5	3
SK		10	0	53	-6	36	7	1	-1
FI		17	-6	30	7	51	0	2	-1
SE		26	0	28	3	43	-5	3	2





























QA2.2 What are your expectations for the next twelve months: will the next twelve months be better, worse or the same, when it comes to...?

**The situation in (OUR COUNTRY) in general (%)**

		Better		Worse		The same		Don't know	
		Mar/Apr 2026	Diff. Mar/Apr 2026 - Oct/Nov 2025	Mar/Apr 2026	Diff. Mar/Apr 2026 - Oct/Nov 2025	Mar/Apr 2026	Diff. Mar/Apr 2026 - Oct/Nov 2025	Mar/Apr 2026	Diff. Mar/Apr 2026 - Oct/Nov 2025
EU27		17	-3	39	7	41	-5	3	1
EURO		16	-3	41	7	40	-5	3	1
NON EURO		20	0	31	3	46	-3	3	0
TR		35	4	37	-1	28	-2	0	-1
MK		28	-4	32	5	40	0	0	-1
ME		48	27	15	-9	37	-18	0	0
RS		33	-5	28	1	39	4	0	0
AL		41	5	17	3	41	-8	1	0
MD		35	-12	31	15	27	-4	7	1
UK		12	-1	50	3	35	-2	3	0
BA		24	-2	31	7	45	-4	0	-1
XK		45	-11	25	8	28	3	2	0
TCC		55	-8	26	11	18	-3	1	0
GE		48	-2	17	4	28	-3	7	1











QA2.3 What are your expectations for the next twelve months: will the next twelve months be better, worse or the same, when it comes to...?

**The economic situation in (OUR COUNTRY) (%)**

		Better		Worse		The same		Don't know	
		Mar/Apr 2026	Diff. Mar/Apr 2026 - Oct/Nov 2025	Mar/Apr 2026	Diff. Mar/Apr 2026 - Oct/Nov 2025	Mar/Apr 2026	Diff. Mar/Apr 2026 - Oct/Nov 2025	Mar/Apr 2026	Diff. Mar/Apr 2026 - Oct/Nov 2025
EU27		16	-4	44	9	37	-6	3	1
EURO		16	-4	46	10	35	-7	3	1
NON EURO		19	-2	35	5	43	-3	3	0
BE		9	-4	53	5	36	-1	2	0
BG		23	3	42	0	29	-3	6	0
CZ		15	-9	42	10	40	-1	3	0
DK		11	0	32	7	54	-7	3	0
DE		13	-5	55	13	30	-9	2	1
EE		20	-2	43	4	32	-2	5	0
IE		13	0	44	7	39	-8	4	1
EL		10	-4	56	16	34	-12	0	0
ES		18	1	38	8	42	-8	2	-1
FR		11	-4	49	4	35	-1	5	1
HR		26	-2	34	4	39	-3	1	1
IT		27	-6	31	8	40	-3	2	1
CY		11	-4	51	23	37	-17	1	-2
LV		11	-5	34	7	50	-3	5	1
LT		21	0	31	11	46	-11	2	0
LU		18	1	39	10	39	-10	4	-1
HU		22	5	26	-8	47	0	5	3
MT		26	6	29	2	39	-6	6	-2
NL		6	-6	62	28	31	-22	1	0
AT		15	-5	44	5	39	0	2	0
PL		19	0	27	2	51	-3	3	1
PT		19	-6	47	17	29	-11	5	0
RO		22	-1	48	10	28	-7	2	-2
SI		15	-1	37	6	42	-9	6	4
SK		9	0	63	-4	27	5	1	-1
FI		16	-7	40	11	42	-2	2	-2
SE		22	-7	37	14	39	-8	2	1





























QA2.3 What are your expectations for the next twelve months: will the next twelve months be better, worse or the same, when it comes to...?

**The economic situation in (OUR COUNTRY) (%)**

		Better		Worse		The same		Don't know	
		Mar/Apr 2026	Diff. Mar/Apr 2026 - Oct/Nov 2025	Mar/Apr 2026	Diff. Mar/Apr 2026 - Oct/Nov 2025	Mar/Apr 2026	Diff. Mar/Apr 2026 - Oct/Nov 2025	Mar/Apr 2026	Diff. Mar/Apr 2026 - Oct/Nov 2025
EU27		16	-4	44	9	37	-6	3	1
EURO		16	-4	46	10	35	-7	3	1
NON EURO		19	-2	35	5	43	-3	3	0
TR		34	2	41	3	25	-5	0	0
MK		25	-4	42	11	33	-6	0	-1
ME		48	26	16	-11	36	-14	0	-1
RS		30	-6	32	0	38	6	0	0
AL		36	4	21	4	42	-9	1	1
MD		32	-14	34	16	26	-1	8	-1
UK		9	-3	58	7	28	-6	5	2
BA		23	-1	40	12	37	-11	0	0
XK		40	-15	31	11	27	5	2	-1
TCC		54	-3	28	3	18	1	0	-1
GE		44	-4	21	3	28	0	7	1











QA2.4 What are your expectations for the next twelve months: will the next twelve months be better, worse or the same, when it comes to...?

**The financial situation of your household (%)**

		Better		Worse		The same		Don't know	
		Mar/Apr 2026	Diff. Mar/Apr 2026 - Oct/Nov 2025	Mar/Apr 2026	Diff. Mar/Apr 2026 - Oct/Nov 2025	Mar/Apr 2026	Diff. Mar/Apr 2026 - Oct/Nov 2025	Mar/Apr 2026	Diff. Mar/Apr 2026 - Oct/Nov 2025
EU27		18	-2	21	4	59	-2	2	0
EURO		18	-1	20	4	60	-3	2	0
NON EURO		21	0	22	2	55	-2	2	0
BE		16	-5	26	5	57	1	1	-1
BG		24	2	28	3	40	-4	8	-1
CZ		17	-5	27	8	55	-2	1	-1
DK		21	-1	7	2	71	-1	1	0
DE		12	-1	21	5	66	-4	1	0
EE		24	2	20	0	50	-5	6	3
IE		16	1	26	7	55	-8	3	0
EL		11	-2	38	15	50	-13	1	0
ES		22	2	13	2	64	-4	1	0
FR		18	-2	23	3	55	0	4	-1
HR		28	-4	21	1	50	2	1	1
IT		25	0	15	1	59	-1	1	0
CY		17	-1	27	12	55	-10	1	-1
LV		23	-4	14	5	61	-2	2	1
LT		22	-3	18	8	58	-6	2	1
LU		19	-3	18	5	60	-3	3	1
HU		18	1	16	-3	63	1	3	1
MT		29	7	15	1	53	-5	3	-3
NL		18	-5	16	5	65	-1	1	1
AT		11	-5	29	1	57	3	3	1
PL		18	1	21	0	58	-2	3	1
PT		16	-4	38	21	44	-16	2	-1
RO		25	-1	35	4	39	-2	1	-1
SI		20	2	20	3	59	-5	1	0
SK		14	0	35	-8	49	7	2	1
FI		21	0	6	-1	72	1	1	0
SE		28	-1	11	4	61	-3	0	0





























QA2.4 What are your expectations for the next twelve months: will the next twelve months be better, worse or the same, when it comes to...?

**The financial situation of your household (%)**

		Better		Worse		The same		Don't know	
		Mar/Apr 2026	Diff. Mar/Apr 2026 - Oct/Nov 2025	Mar/Apr 2026	Diff. Mar/Apr 2026 - Oct/Nov 2025	Mar/Apr 2026	Diff. Mar/Apr 2026 - Oct/Nov 2025	Mar/Apr 2026	Diff. Mar/Apr 2026 - Oct/Nov 2025
EU27		18	-2	21	4	59	-2	2	0
EURO		18	-1	20	4	60	-3	2	0
NON EURO		21	0	22	2	55	-2	2	0
TR		40	10	25	-7	35	-2	0	-1
MK		31	-2	15	1	53	1	1	0
ME		46	24	15	-6	39	-17	0	-1
RS		32	-6	16	1	52	5	0	0
AL		43	4	11	3	46	-6	0	-1
MD		42	-8	16	6	37	2	5	0
UK		16	-4	23	4	58	-1	3	1
BA		30	1	24	10	45	-11	1	0
XK		45	-13	19	5	32	6	4	2
TCC		56	-1	26	15	17	-14	1	0
GE		48	-6	11	4	35	1	6	1











QA2.5 What are your expectations for the next twelve months: will the next twelve months be better, worse or the same, when it comes to...?

**The employment situation in (OUR COUNTRY) (%)**

		Better		Worse		The same		Don't know	
		Mar/Apr 2026	Diff. Mar/Apr 2026 - Oct/Nov 2025	Mar/Apr 2026	Diff. Mar/Apr 2026 - Oct/Nov 2025	Mar/Apr 2026	Diff. Mar/Apr 2026 - Oct/Nov 2025	Mar/Apr 2026	Diff. Mar/Apr 2026 - Oct/Nov 2025
EU27		16	-3	34	6	46	-4	4	1
EURO		16	-3	35	6	45	-4	4	1
NON EURO		17	-1	28	3	51	-2	4	0
BE		11	-4	42	3	45	1	2	0
BG		22	2	28	-1	35	-4	15	3
CZ		11	-7	33	12	51	-6	5	1
DK		9	-3	19	2	69	2	3	-1
DE		11	-3	44	10	42	-7	3	0
EE		17	0	32	-1	39	0	12	1
IE		15	-1	27	9	54	-9	4	1
EL		11	-3	42	12	46	-9	1	0
ES		18	-1	28	1	51	-1	3	1
FR		13	-1	36	0	44	0	7	1
HR		30	1	22	1	46	-3	2	1
IT		27	-6	28	8	43	-3	2	1
CY		14	1	35	13	49	-13	2	-1
LV		12	-7	20	5	61	1	7	1
LT		19	-1	22	9	56	-9	3	1
LU		17	-1	39	6	36	-6	8	1
HU		20	5	21	-5	54	-1	5	1
MT		23	8	22	-3	50	-1	5	-4
NL		11	-2	30	9	58	-6	1	-1
AT		14	-3	37	0	45	1	4	2
PL		17	2	24	2	55	-4	4	0
PT		15	-7	35	15	45	-7	5	-1
RO		18	-2	42	7	36	-4	4	-1
SI		13	-1	26	3	55	-4	6	2
SK		11	0	46	-5	40	5	3	0
FI		23	-6	34	7	41	0	2	-1
SE		23	-3	24	0	49	1	4	2





























QA2.5 What are your expectations for the next twelve months: will the next twelve months be better, worse or the same, when it comes to...?

**The employment situation in (OUR COUNTRY) (%)**

		Better		Worse		The same		Don't know	
		Mar/Apr 2026	Diff. Mar/Apr 2026 - Oct/Nov 2025	Mar/Apr 2026	Diff. Mar/Apr 2026 - Oct/Nov 2025	Mar/Apr 2026	Diff. Mar/Apr 2026 - Oct/Nov 2025	Mar/Apr 2026	Diff. Mar/Apr 2026 - Oct/Nov 2025
EU27		16	-3	34	6	46	-4	4	1
EURO		16	-3	35	6	45	-4	4	1
NON EURO		17	-1	28	3	51	-2	4	0
TR		34	3	36	-2	29	-2	1	1
MK		27	1	26	3	46	-3	1	-1
ME		45	25	16	-11	39	-13	0	-1
RS		26	-5	25	2	48	3	1	0
AL		35	3	16	3	48	-6	1	0
MD		31	-14	24	7	33	4	12	3
UK		9	-3	44	6	40	-4	7	1
BA		25	0	31	7	44	-6	0	-1
XK		43	-11	26	9	30	4	1	-2
TCC		53	-1	26	7	20	-6	1	0
GE		40	-6	19	6	32	-2	9	2











QA2.6 What are your expectations for the next twelve months: will the next twelve months be better, worse or the same, when it comes to...?

**Your personal job situation (%)**

		Better		Worse		The same		Don't know	
		Mar/Apr 2026	Diff. Mar/Apr 2026 - Oct/Nov 2025	Mar/Apr 2026	Diff. Mar/Apr 2026 - Oct/Nov 2025	Mar/Apr 2026	Diff. Mar/Apr 2026 - Oct/Nov 2025	Mar/Apr 2026	Diff. Mar/Apr 2026 - Oct/Nov 2025
EU27		19	0	10	1	66	-1	5	0
EURO		19	-1	9	1	67	0	5	0
NON EURO		19	1	14	0	62	-2	5	1
BE		17	-4	13	-1	67	4	3	1
BG		18	-1	11	0	63	-1	8	2
CZ		18	-3	15	5	64	-2	3	0
DK		14	-2	2	-1	81	2	3	1
DE		14	-1	8	1	73	-1	5	1
EE		19	-1	11	1	59	1	11	-1
IE		18	1	9	2	67	-4	6	1
EL		11	-2	21	11	66	-9	2	0
ES		23	2	6	0	69	-3	2	1
FR		19	-2	7	0	62	2	12	0
HR		28	-3	14	-2	56	5	2	0
IT		23	-1	10	2	66	0	1	-1
CY		20	1	8	2	60	-10	12	7
LV		21	-2	5	1	69	0	5	1
LT		18	-2	10	4	67	-4	5	2
LU		23	-3	5	0	68	1	4	2
HU		16	2	14	-3	65	0	5	1
MT		27	7	6	-1	48	-4	19	-2
NL		20	-5	9	2	64	5	7	-2
AT		13	-4	12	0	70	3	5	1
PL		16	-1	14	1	66	-1	4	1
PT		13	-5	16	6	67	-1	4	0
RO		23	4	25	-1	43	-3	9	0
SI		14	-1	6	-1	77	1	3	1
SK		15	1	17	-4	56	1	12	2
FI		16	4	3	-1	75	-2	6	-1
SE		24	1	3	0	70	0	3	-1





























QA2.6 What are your expectations for the next twelve months: will the next twelve months be better, worse or the same, when it comes to...?

**Your personal job situation (%)**

		Better		Worse		The same		Don't know	
		Mar/Apr 2026	Diff. Mar/Apr 2026 - Oct/Nov 2025	Mar/Apr 2026	Diff. Mar/Apr 2026 - Oct/Nov 2025	Mar/Apr 2026	Diff. Mar/Apr 2026 - Oct/Nov 2025	Mar/Apr 2026	Diff. Mar/Apr 2026 - Oct/Nov 2025
EU27		19	0	10	1	66	-1	5	0
EURO		19	-1	9	1	67	0	5	0
NON EURO		19	1	14	0	62	-2	5	1
TR		39	9	23	-7	37	-3	1	1
MK		25	-2	9	-2	62	4	4	0
ME		45	23	13	-11	40	-12	2	0
RS		18	-5	10	-1	55	3	17	3
AL		37	6	10	3	49	-12	4	3
MD		32	-9	8	1	39	3	21	5
UK		16	-4	8	0	70	3	6	1
BA		25	2	18	6	56	-8	1	0
XK		46	-8	16	4	33	2	5	2
TCC		60	0	22	14	17	-14	1	0
GE		40	1	6	0	47	-1	7	0











QA2.7 What are your expectations for the next twelve months: will the next twelve months be better, worse or the same, when it comes to...?

**The economic situation in the EU (%)**





























		Better		Worse		The same		Don't know	
		Mar/Apr 2026	Diff. Mar/Apr 2026 - Oct/Nov 2025	Mar/Apr 2026	Diff. Mar/Apr 2026 - Oct/Nov 2025	Mar/Apr 2026	Diff. Mar/Apr 2026 - Oct/Nov 2025	Mar/Apr 2026	Diff. Mar/Apr 2026 - Oct/Nov 2025
EU27		15	-3	36	10	42	-7	7	0
EURO		15	-3	37	10	41	-7	7	0
NON EURO		16	-2	30	6	47	-3	7	-1
BE		9	-3	53	9	35	-6	3	0
BG		23	2	25	3	34	-4	18	-1
CZ		10	-4	42	11	42	-7	6	0
DK		8	-3	38	4	47	1	7	-2
DE		11	-2	45	12	40	-9	4	-1
EE		17	-1	33	7	37	-4	13	-2
IE		12	1	34	9	45	-9	9	-1
EL		9	-6	37	15	51	-9	3	0
ES		16	-2	31	13	47	-8	6	-3
FR		12	-2	33	5	42	-3	13	0
HR		27	-4	27	6	41	-4	5	2
IT		27	-4	27	8	41	-5	5	1
CY		12	-1	37	16	44	-13	7	-2
LV		11	-8	25	11	53	-5	11	2
LT		20	0	20	8	53	-9	7	1
LU		12	-1	63	9	20	-7	5	-1
HU		18	-2	26	2	51	0	5	0
MT		16	6	26	5	33	-17	25	6
NL		7	-4	61	27	29	-21	3	-2
AT		13	-6	44	6	39	1	4	-1
PL		16	0	21	5	56	-5	7	0
PT		21	-3	36	18	37	-11	6	-4
RO		23	-1	32	2	38	1	7	-2
SI		12	-3	40	10	42	-10	6	3
SK		15	-2	43	4	37	0	5	-2
FI		11	-4	27	8	51	-2	11	-2
SE		11	-5	46	17	37	-11	6	-1

QA2.7 What are your expectations for the next twelve months: will the next twelve months be better, worse or the same, when it comes to...?











**The economic situation in the EU (%)**

		Better		Worse		The same		Don't know	
		Mar/Apr 2026	Diff. Mar/Apr 2026 - Oct/Nov 2025	Mar/Apr 2026	Diff. Mar/Apr 2026 - Oct/Nov 2025	Mar/Apr 2026	Diff. Mar/Apr 2026 - Oct/Nov 2025	Mar/Apr 2026	Diff. Mar/Apr 2026 - Oct/Nov 2025
EU27		15	-3	36	10	42	-7	7	0
EURO		15	-3	37	10	41	-7	7	0
NON EURO		16	-2	30	6	47	-3	7	-1
TR		34	8	26	-9	35	-2	5	3
MK		33	-4	19	5	42	-2	6	1
ME		43	23	13	-9	43	-8	1	-6
RS		25	-1	26	4	46	-3	3	0
AL		53	-7	10	6	33	1	4	0
MD		34	-10	16	6	22	2	28	2
UK		6	-4	38	16	42	-1	14	-11
BA		25	1	28	9	45	-10	2	0
XK		44	-18	19	10	26	6	11	2
TCC		63	0	20	12	15	-13	2	1
GE		37	-4	15	5	25	4	23	-5





























QA3 What do you think are the two most important issues facing (OUR COUNTRY) at the moment? (MAX. 2 ANSWERS) (%)

		Crime		The economic situation		Rising prices / inflation / cost of living		The conflict in the Middle East		Unemployment		Housing		Government debt		Immigration	
		Mar/Apr 2026		Mar/Apr 2026		Mar/Apr 2026		Mar/Apr 2026		Mar/Apr 2026		Mar/Apr 2026		Mar/Apr 2026		Mar/Apr 2026	
		8	-1	18	-1	36	5	13	10	8	0	13	0	10	-2	11	-4
		Diff. Mar/Apr 2026 - Oct/Nov 2025	Diff. Mar/Apr 2026 - Oct/Nov 2025	Diff. Mar/Apr 2026 - Oct/Nov 2025	Diff. Mar/Apr 2026 - Oct/Nov 2025	Diff. Mar/Apr 2026 - Oct/Nov 2025	Diff. Mar/Apr 2026 - Oct/Nov 2025	Diff. Mar/Apr 2026 - Oct/Nov 2025	Diff. Mar/Apr 2026 - Oct/Nov 2025	Diff. Mar/Apr 2026 - Oct/Nov 2025	Diff. Mar/Apr 2026 - Oct/Nov 2025	Diff. Mar/Apr 2026 - Oct/Nov 2025	Diff. Mar/Apr 2026 - Oct/Nov 2025	Diff. Mar/Apr 2026 - Oct/Nov 2025	Diff. Mar/Apr 2026 - Oct/Nov 2025	Diff. Mar/Apr 2026 - Oct/Nov 2025	Diff. Mar/Apr 2026 - Oct/Nov 2025
EU27		8	-1	18	-1	36	5	13	10	8	0	13	0	10	-2	11	-4
EURO		8	-1	19	-1	37	6	14	10	9	0	14	-1	10	-3	12	-4
NON EURO		6	-1	15	-1	31	-1	11	8	5	-1	6	0	11	0	6	-2
BE		12	-2	16	1	36	9	15	12	11	-2	8	1	22	-8	16	-2
BG		6	-3	20	-6	52	2	18	15	6	-1	1	-1	6	-4	3	-2
CZ		4	-1	13	-5	34	3	14	10	4	0	19	2	25	-1	10	-3
DK		3	0	6	1	25	-3	20	16	1	0	3	0	1	-1	10	0
DE		5	0	20	-1	36	7	13	10	4	1	10	-2	10	-1	14	-5
EE		3	1	26	3	45	5	8	7	8	0	2	0	9	1	4	0
IE		5	-3	6	0	46	8	15	14	3	2	59	-6	2	1	14	-12
EL		9	-4	26	-7	53	4	16	14	11	-2	3	-3	11	1	11	-4
ES		6	-2	17	0	32	9	11	6	12	1	39	3	3	-2	11	-6
FR		15	-3	17	-6	40	4	12	10	10	3	6	0	16	-8	10	-1
HR		14	-4	21	-3	58	7	13	11	6	-1	12	-2	7	-4	6	-4
IT		8	-1	21	-1	31	0	19	13	11	-4	3	1	8	-3	13	-3
CY		12	-2	24	1	30	-7	30	28	3	-1	21	0	1	-1	23	-12
LV		1	0	29	7	39	6	7	6	7	0	3	0	11	-4	8	1
LT		2	-1	19	7	41	2	11	10	4	-2	2	0	5	1	7	0
LU		13	0	7	-1	38	2	12	10	9	2	51	-5	2	1	8	-4
HU		4	2	26	0	35	-8	7	5	3	-3	6	1	17	1	6	0
MT		5	-2	8	3	41	1	11	8	2	0	24	8	17	0	29	-1
NL		5	-1	5	3	30	10	22	17	1	-1	38	-14	1	0	20	-9
AT		6	-2	24	0	48	0	7	4	8	-1	6	-1	15	-2	14	-2
PL		5	1	9	-3	30	2	10	7	4	1	4	-2	9	1	5	-6
PT		5	-2	16	4	44	10	7	6	11	2	32	0	1	0	11	-7
RO		7	-3	27	3	41	2	11	9	6	0	4	2	13	-3	2	-1
SI		9	1	19	3	39	11	11	7	3	-1	18	-2	5	-2	11	1
SK		7	1	25	0	46	5	9	6	5	0	7	2	17	-3	5	0
FI		4	-1	27	5	18	1	5	4	48	8	1	0	22	-3	7	-2
SE		18	-4	11	4	14	-1	8	5	10	-8	2	-1	1	0	7	-2












QA3 What do you think are the two most important issues facing (OUR COUNTRY) at the moment? (MAX. 2 ANSWERS) (%)

		Mar/Apr 2026		Mar/Apr 2026		Mar/Apr 2026		Mar/Apr 2026		Mar/Apr 2026		Mar/Apr 2026		Mar/Apr 2026		Mar/Apr 2026	
		Crime	Diff. Mar/Apr 2026 - Oct/Nov 2025	The economic situation	Diff. Mar/Apr 2026 - Oct/Nov 2025	Rising prices / inflation / cost of living	Diff. Mar/Apr 2026 - Oct/Nov 2025	The conflict in the Middle East	Diff. Mar/Apr 2026 - Oct/Nov 2025	Unemployment	Diff. Mar/Apr 2026 - Oct/Nov 2025	Cyprus issue	Diff. Mar/Apr 2026 - Oct/Nov 2025	Housing	Diff. Mar/Apr 2026 - Oct/Nov 2025	Government debt	Diff. Mar/Apr 2026 - Oct/Nov 2025
EU27		8	-1	18	-1	36	5	13	10	8	0	0	0	13	0	10	-2
EURO		8	-1	19	-1	37	6	14	10	9	0	0	0	14	-1	10	-3
NON EURO		6	-1	15	-1	31	-1	11	8	5	-1	0	0	6	0	11	0
TR		13	-1	34	-5	41	4	11	7	9	0	0	0	2	1	3	-4
MK		27	-2	28	0	45	12	8	6	10	-2	0	0	2	1	7	0
ME		11	0	29	-9	34	-27	10	8	13	-6	0	0	10	3	13	6
RS		20	1	19	-5	35	3	11	10	6	0	0	0	2	-2	11	-2
AL		9	-3	35	-4	65	13	6	6	19	-4	0	0	3	1	2	0
MD		4	1	27	-1	52	7	7	6	17	-1	0	0	5	2	5	-1
UK		10	-4	14	-2	40	5	20	17	8	0	0	0	10	-1	5	-3
BA		22	-4	25	-8	40	-2	8	5	14	2	0	0	4	2	11	1
XK		4	0	29	3	54	10	6	4	18	-11	0	0	2	1	2	1
TCC		5	3	21	-9	26	-7	22	20	10	1	13	-18	2	1	0	0
GE		7	-1	17	0	39	2	10	8	24	0	0	0	4	1	1	-1

QA3 What do you think are the two most important issues facing (OUR COUNTRY) at the moment? (MAX. 2 ANSWERS) (%)





























		Health		The education system		The international situation		Threats to democracy (for example through information manipulation)		The environment and risks related to climate change		Security and defence		Russia's invasion of Ukraine		Other (SPONTANEOUS)	
		Mar/Apr 2026		Mar/Apr 2026		Mar/Apr 2026		Mar/Apr 2026		Mar/Apr 2026		Mar/Apr 2026		Mar/Apr 2026		Mar/Apr 2026	
			Diff. Mar/Apr 2026 - Oct/Nov 2025		Diff. Mar/Apr 2026 - Oct/Nov 2025		Diff. Mar/Apr 2026 - Oct/Nov 2025		Diff. Mar/Apr 2026 - Oct/Nov 2025		Diff. Mar/Apr 2026 - Oct/Nov 2025		Diff. Mar/Apr 2026 - Oct/Nov 2025		Diff. Mar/Apr 2026 - Oct/Nov 2025		Diff. Mar/Apr 2026 - Oct/Nov 2025
EU27		11	-1	6	-1	14	5	8	-1	7	-1	12	-1	9	0	1	0
EURO		11	-1	6	-1	14	5	8	-1	6	-1	11	-1	8	0	1	0
NON EURO		13	0	6	0	15	4	10	0	9	0	19	3	15	1	0	-1
BE		5	-1	9	-2	13	7	7	0	5	-3	9	0	6	0	0	-1
BG		8	-4	5	1	20	8	9	-1	3	-6	11	5	8	-2	1	0
CZ		2	-1	3	0	14	3	8	1	4	-1	11	1	13	-1	0	-1
DK		11	-1	4	-1	29	7	11	-8	27	6	28	-5	18	-7	0	0
DE		4	-1	9	0	15	6	12	-2	8	-1	12	-8	12	-3	2	0
EE		8	0	7	-2	15	3	6	0	2	-1	22	0	11	-2	1	-2
IE		17	-3	3	-1	6	3	3	-1	4	0	2	0	6	1	0	0
EL		11	-1	5	-1	19	10	4	0	3	0	10	1	4	2	1	0
ES		15	-1	4	0	11	3	6	-2	2	-1	6	2	4	0	2	0
FR		17	1	8	-2	11	5	5	-1	6	0	9	0	7	3	1	0
HR		6	-2	3	0	16	7	4	-2	4	-2	11	4	7	0	0	0
IT		9	-1	4	-1	20	8	6	0	8	0	14	1	9	2	0	0
CY		7	2	7	-1	6	2	3	1	3	-1	13	2	2	0	2	0
LV		27	4	11	-1	13	3	5	0	1	0	14	-3	11	-4	1	-1
LT		12	-2	9	0	17	4	6	-4	2	1	20	-6	17	-3	1	-2
LU		4	-2	9	-2	12	6	4	-1	5	-1	8	3	4	-2	0	-1
HU		25	-7	11	4	12	5	10	4	3	-3	8	4	13	3	0	0
MT		6	-6	6	-3	10	4	5	-4	14	-12	6	3	4	1	1	1
NL		7	0	3	-1	18	8	15	-5	13	-5	15	3	5	-1	0	0
AT		9	1	10	3	14	5	9	1	10	0	10	2	5	0	0	0
PL		13	-1	3	1	16	4	8	0	6	0	26	2	19	2	0	-1
PT		40	3	4	-2	5	1	1	-1	2	-1	4	-2	6	0	0	-1
RO		12	0	9	1	11	4	8	1	5	-1	12	3	10	1	0	-1
SI		22	-2	3	-1	13	4	12	6	5	1	5	-3	4	-3	3	0
SK		9	2	4	-1	18	7	10	0	2	-2	8	1	9	-2	0	-1
FI		6	-5	5	0	13	4	6	-2	7	-1	15	0	12	-3	0	0
SE		14	4	16	-2	15	6	26	-1	26	-2	17	-1	10	1	2	1

QA3 What do you think are the two most important issues facing (OUR COUNTRY) at the moment? (MAX. 2 ANSWERS) (%)

		Immigration		Health		The education system		The international situation		Threats to democracy (for example through information manipulation)		The environment and risks related to climate change		Security and defence		Russia's invasion of Ukraine	
		Mar/Apr 2026	Diff. Mar/Apr 2026 - Oct/Nov 2025	Mar/Apr 2026	Diff. Mar/Apr 2026 - Oct/Nov 2025	Mar/Apr 2026	Diff. Mar/Apr 2026 - Oct/Nov 2025	Mar/Apr 2026	Diff. Mar/Apr 2026 - Oct/Nov 2025	Mar/Apr 2026	Diff. Mar/Apr 2026 - Oct/Nov 2025	Mar/Apr 2026	Diff. Mar/Apr 2026 - Oct/Nov 2025	Mar/Apr 2026	Diff. Mar/Apr 2026 - Oct/Nov 2025	Mar/Apr 2026	Diff. Mar/Apr 2026 - Oct/Nov 2025
EU27		11	-4	11	-1	6	-1	14	5	8	-1	7	-1	12	-1	9	0
EURO		12	-4	11	-1	6	-1	14	5	8	-1	6	-1	11	-1	8	0
NON EURO		6	-2	13	0	6	0	15	4	10	0	9	0	19	3	15	1
TR		5	-5	9	0	15	1	11	7	10	4	3	1	9	0	3	2
MK		20	-2	16	0	5	-1	8	0	3	-3	3	-1	5	-1	4	0
ME		14	9	7	3	10	6	10	5	7	4	11	9	9	8	6	6
RS		7	1	11	2	8	-5	24	6	20	-3	4	-1	9	-1	7	2
AL		16	-2	8	-7	6	-5	5	3	4	1	3	2	13	2	1	0
MD		14	-1	13	-4	6	-2	4	1	4	-1	2	-2	7	1	16	2
UK		24	-6	16	-4	6	-1	11	5	8	-1	6	0	11	4	6	1
BA		9	1	9	1	6	0	15	4	10	1	5	-1	11	2	5	1
XK		5	-4	20	-5	15	-1	6	1	4	-3	2	-1	13	5	4	3
TCC		6	-5	13	-22	12	-3	13	8	11	7	4	2	8	4	7	5
GE		16	-2	17	2	19	-1	7	1	6	-2	6	2	4	-2	5	-1











Standard Eurobarometer 105  
Spring 2026

QA3 What do you think are the two most important issues facing (OUR COUNTRY) at the moment? (MAX. 2 ANSWERS) (%)





























		None (SPONTANEOUS)		Don't know	
		Mar/Apr 2026	Diff. Mar/Apr 2026 - Oct/Nov 2025	Mar/Apr 2026	Diff. Mar/Apr 2026 - Oct/Nov 2025
EU27		0	0	0	0
EURO		0	0	0	0
NON EURO		0	0	0	0
BE		0	0	0	0
BG		0	0	0	-1
CZ		0	0	2	0
DK		0	0	1	0
DE		0	0	0	0
EE		0	0	0	0
IE		0	0	0	0
EL		0	0	0	0
ES		0	-1	1	0
FR		0	0	1	1
HR		0	0	0	0
IT		0	0	0	0
CY		0	0	1	-1
LV		0	0	1	1
LT		1	1	1	1
LU		0	0	0	-1
HU		0	0	0	0
MT		0	0	0	0
NL		0	0	0	0
AT		0	0	0	-1
PL		0	0	0	0
PT		0	0	0	-1
RO		0	0	0	0
SI		0	0	0	0
SK		0	0	0	0
FI		0	0	0	-1
SE		0	0	0	0

Standard Eurobarometer 105  
Spring 2026











QA3 What do you think are the two most important issues facing (OUR COUNTRY) at the moment? (MAX. 2 ANSWERS) (%)

		Other (SPONTANEOUS)		None (SPONTANEOUS)		Don't know	
		Mar/Apr 2026	Diff. Mar/Apr 2026 - Oct/Nov 2025	Mar/Apr 2026	Diff. Mar/Apr 2026 - Oct/Nov 2025	Mar/Apr 2026	Diff. Mar/Apr 2026 - Oct/Nov 2025
EU27		1	0	0	0	0	0
EURO		1	0	0	0	0	0
NON EURO		0	-1	0	0	0	0
TR		0	-1	0	-1	0	0
MK		0	-1	0	0	0	0
ME		0	0	0	0	0	0
RS		1	-1	0	0	1	1
AL		0	0	0	0	0	0
MD		1	0	0	0	2	-2
UK		0	0	0	0	1	0
BA		0	-1	0	0	0	0
XK		2	2	0	0	1	0
TCC		0	0	0	0	0	0
GE		3	-1	0	-1	3	0





























QA4 And personally, what are the two most important issues you are facing at the moment? (MAX. 2 ANSWERS) (%)

		Crime		The economic situation in (OUR COUNTRY)		Rising prices / inflation / cost of living		Taxation		Unemployment		Terrorism		Housing		The financial situation of your household	
		Mar/Apr 2026	Diff. Mar/Apr 2026 - Oct/Nov 2025	Mar/Apr 2026	Diff. Mar/Apr 2026 - Oct/Nov 2025	Mar/Apr 2026	Diff. Mar/Apr 2026 - Oct/Nov 2025	Mar/Apr 2026	Diff. Mar/Apr 2026 - Oct/Nov 2025	Mar/Apr 2026	Diff. Mar/Apr 2026 - Oct/Nov 2025	Mar/Apr 2026	Diff. Mar/Apr 2026 - Oct/Nov 2025	Mar/Apr 2026	Diff. Mar/Apr 2026 - Oct/Nov 2025	Mar/Apr 2026	Diff. Mar/Apr 2026 - Oct/Nov 2025
EU27		6	-1	13	1	52	4	10	0	6	0	2	0	8	-1	13	0
EURO		7	0	13	1	54	5	10	-1	7	0	1	0	9	-1	12	0
NON EURO		4	-1	13	2	43	0	8	0	5	1	2	0	6	-1	15	0
BE		10	-3	12	1	47	4	13	0	5	-2	2	0	6	-3	15	1
BG		4	-1	17	1	59	2	6	1	7	1	1	0	2	-1	26	3
CZ		3	-1	8	-1	49	1	5	0	5	3	1	-1	11	-1	19	2
DK		2	-2	6	2	43	-1	4	0	4	-2	1	-2	7	1	9	0
DE		3	-1	13	-1	62	8	9	1	3	0	1	0	8	-1	11	0
EE		2	1	13	3	51	-1	18	2	7	1	0	-1	4	-1	17	2
IE		4	-3	10	2	65	3	9	-2	4	0	1	0	19	-3	15	4
EL		5	-1	17	4	72	7	11	-4	5	-2	1	1	2	0	25	1
ES		6	1	12	1	46	-2	13	1	9	-1	1	0	21	-1	9	2
FR		11	-1	13	-1	56	8	8	-1	8	0	1	0	6	0	13	-4
HR		4	-1	18	4	61	5	7	0	3	-3	1	-1	10	-2	20	-2
IT		9	0	15	4	49	4	16	-2	9	-1	3	1	3	-1	11	1
CY		7	1	15	2	55	-4	2	-2	3	0	2	1	16	3	22	3
LV		1	-2	17	4	58	-4	11	0	7	3	0	0	4	-2	10	2
LT		1	-1	10	3	57	1	24	0	4	-1	0	-1	4	-1	7	2
LU		9	-4	5	1	48	8	10	0	4	0	2	2	18	-3	6	0
HU		4	1	20	2	52	-6	8	1	4	0	2	1	5	1	18	-3
MT		5	2	8	1	59	-2	6	1	1	0	2	1	15	4	9	1
NL		5	-1	7	0	49	10	7	-1	1	-1	2	1	17	-3	9	-1
AT		5	0	10	0	52	3	5	1	6	0	2	-1	8	0	23	3
PL		4	0	11	2	41	4	8	0	4	0	3	-1	6	-1	15	2
PT		4	1	7	2	63	8	15	-3	5	1	1	0	12	0	9	-1
RO		4	-2	18	4	50	-1	13	0	5	1	4	2	4	-2	15	-3
SI		2	0	9	2	44	7	13	3	2	-1	0	0	9	3	8	-2
SK		5	2	18	2	59	2	7	-2	6	2	1	0	8	2	16	2
FI		2	-1	16	1	18	0	4	1	11	1	1	0	7	-1	21	1
SE		9	-5	12	0	21	-2	3	1	8	-1	2	1	4	-2	13	2











QA4 And personally, what are the two most important issues you are facing at the moment? (MAX. 2 ANSWERS) (%)

		Crime		The economic situation in (OUR COUNTRY)		Rising prices / inflation / cost of living		Taxation		Unemployment		Terrorism		Housing		Cyprus issue	
		Mar/Apr 2026	Diff. Mar/Apr 2026 - Oct/Nov 2025	Mar/Apr 2026	Diff. Mar/Apr 2026 - Oct/Nov 2025	Mar/Apr 2026	Diff. Mar/Apr 2026 - Oct/Nov 2025	Mar/Apr 2026	Diff. Mar/Apr 2026 - Oct/Nov 2025	Mar/Apr 2026	Diff. Mar/Apr 2026 - Oct/Nov 2025	Mar/Apr 2026	Diff. Mar/Apr 2026 - Oct/Nov 2025	Mar/Apr 2026	Diff. Mar/Apr 2026 - Oct/Nov 2025	Mar/Apr 2026	Diff. Mar/Apr 2026 - Oct/Nov 2025
EU27		6	-1	13	1	52	4	10	0	6	0	2	0	8	-1	0	0
EURO		7	0	13	1	54	5	10	-1	7	0	1	0	9	-1	0	0
NON EURO		4	-1	13	2	43	0	8	0	5	1	2	0	6	-1	0	0
TR		12	-1	20	3	23	2	5	4	6	-3	4	-5	2	1	0	0
MK		6	0	18	4	54	4	2	0	9	-3	1	0	2	0	0	0
ME		5	2	29	-10	35	-19	7	6	11	0	5	5	8	3	0	0
RS		5	1	13	0	52	-4	4	-1	5	0	1	1	7	0	0	0
AL		4	-2	21	7	58	2	2	1	13	-1	1	0	2	0	0	0
MD		2	1	14	0	49	5	7	2	10	1	1	1	5	1	0	0
UK		6	-3	17	1	55	7	11	0	7	2	2	2	8	1	0	0
BA		8	2	22	6	47	-13	7	2	11	0	3	1	5	0	0	0
XK		2	0	17	2	60	10	4	0	15	-9	2	1	2	0	0	0
TCC		4	1	18	-1	29	-11	8	5	12	3	3	2	2	1	11	-2
GE		3	0	14	-1	40	1	13	2	18	0	1	1	7	0	0	0

QA4 And personally, what are the two most important issues you are facing at the moment? (MAX. 2 ANSWERS) (%)





























		Immigration		Health		The education system		The environment and risks related to climate change		Pensions		Security and defence		Living conditions		Other (SPONTANEOUS)	
		Mar/Apr 2026	Diff. Mar/Apr 2026 - Oct/Nov 2025	Mar/Apr 2026	Diff. Mar/Apr 2026 - Oct/Nov 2025	Mar/Apr 2026	Diff. Mar/Apr 2026 - Oct/Nov 2025	Mar/Apr 2026	Diff. Mar/Apr 2026 - Oct/Nov 2025	Mar/Apr 2026	Diff. Mar/Apr 2026 - Oct/Nov 2025	Mar/Apr 2026	Diff. Mar/Apr 2026 - Oct/Nov 2025	Mar/Apr 2026	Diff. Mar/Apr 2026 - Oct/Nov 2025	Mar/Apr 2026	Diff. Mar/Apr 2026 - Oct/Nov 2025
EU27		5	-1	18	-1	8	0	9	0	10	-1	8	1	9	-1	1	0
EURO		5	-1	17	-1	8	0	9	0	10	-1	7	1	9	0	1	0
NON EURO		4	-1	20	0	7	0	11	1	9	-2	12	2	12	-1	0	0
BE		8	0	16	0	8	-1	7	-2	16	2	7	1	8	-1	0	0
BG		2	0	13	0	7	-2	5	-3	14	2	7	3	14	-2	0	0
CZ		2	-3	24	3	6	0	4	-1	11	-2	6	1	10	0	1	0
DK		5	2	22	0	5	-1	23	5	7	-1	18	5	6	0	1	0
DE		6	0	14	0	10	0	10	0	10	-2	9	0	7	-1	1	0
EE		3	0	16	-4	9	0	3	0	10	0	9	-1	9	0	2	0
IE		4	-4	20	-1	7	1	8	1	5	-1	3	1	4	0	1	1
EL		3	0	10	-4	9	-1	6	1	10	-3	5	2	15	1	0	0
ES		4	-2	20	2	6	-1	4	-1	10	0	4	2	8	1	0	0
FR		3	-1	19	-1	9	1	9	1	9	-4	4	1	8	-1	1	0
HR		3	0	22	2	6	1	5	-1	11	-2	4	0	10	-2	1	1
IT		8	-3	13	-1	6	-2	12	2	8	-2	9	0	10	0	0	0
CY		13	0	10	-2	8	2	3	-2	7	0	9	4	9	1	0	-1
LV		2	0	31	1	7	-3	1	-1	9	0	5	-1	7	3	1	0
LT		3	0	22	-3	8	0	3	0	7	0	7	-3	4	-1	1	1
LU		5	-1	14	0	12	1	7	1	5	-2	7	2	11	-5	1	0
HU		4	0	24	1	10	2	6	-1	13	2	7	1	13	2	0	0
MT		11	-3	16	-3	11	4	20	-6	7	1	4	2	10	-3	1	0
NL		8	2	25	-1	6	-4	19	-4	11	2	10	1	8	1	0	0
AT		4	1	19	-2	13	0	7	0	9	0	6	1	16	-2	2	1
PL		4	-2	17	-4	3	0	10	4	7	-4	15	3	14	-2	0	0
PT		2	-1	19	-1	6	-2	4	0	17	1	3	-2	10	0	0	0
RO		4	0	13	1	8	0	4	-3	11	1	8	0	13	1	0	0
SI		3	0	22	-4	7	-1	5	0	12	-1	4	1	13	0	1	0
SK		3	0	20	-2	8	-3	4	-2	10	0	3	-1	9	2	0	0
FI		3	1	44	-3	13	3	14	2	11	2	17	2	12	-3	0	0
SE		4	0	36	1	18	1	30	0	9	0	15	2	11	1	1	1

QA4 And personally, what are the two most important issues you are facing at the moment? (MAX. 2 ANSWERS) (%)

		The financial situation of your household		Immigration		Health		The education system		The environment and risks related to climate change		Pensions		Security and defence		Living conditions	
		Mar/Apr 2026	Diff. Mar/Apr 2026 - Oct/Nov 2025	Mar/Apr 2026	Diff. Mar/Apr 2026 - Oct/Nov 2025	Mar/Apr 2026	Diff. Mar/Apr 2026 - Oct/Nov 2025	Mar/Apr 2026	Diff. Mar/Apr 2026 - Oct/Nov 2025	Mar/Apr 2026	Diff. Mar/Apr 2026 - Oct/Nov 2025	Mar/Apr 2026	Diff. Mar/Apr 2026 - Oct/Nov 2025	Mar/Apr 2026	Diff. Mar/Apr 2026 - Oct/Nov 2025	Mar/Apr 2026	Diff. Mar/Apr 2026 - Oct/Nov 2025
EU27		13	0	5	-1	18	-1	8	0	9	0	10	-1	8	1	9	-1
EURO		12	0	5	-1	17	-1	8	0	9	0	10	-1	7	1	9	0
NON EURO		15	0	4	-1	20	0	7	0	11	1	9	-2	12	2	12	-1
TR		9	-2	4	-2	14	5	14	3	4	0	8	-1	8	-1	17	-11
MK		18	1	11	1	18	0	5	-1	5	-3	7	2	4	0	20	0
ME		16	-12	9	3	14	10	7	3	8	3	12	9	7	6	13	9
RS		20	0	5	0	18	1	8	-3	10	-1	10	3	5	1	19	0
AL		17	1	10	4	11	-3	8	-2	4	2	13	-2	11	1	20	0
MD		21	5	4	-1	24	-4	5	-1	3	-1	16	-2	5	1	13	-2
UK		15	2	8	-1	23	-3	6	-1	8	1	9	0	6	3	8	2
BA		13	-1	5	2	14	-1	11	1	8	2	12	1	7	4	12	-1
XK		12	4	3	-4	20	-2	15	2	2	-1	7	0	10	3	13	1
TCC		11	2	5	-3	18	-20	11	-5	6	5	0	0	9	6	26	7
GE		17	2	4	-1	17	-2	9	-1	5	1	11	-2	3	1	10	2











Standard Eurobarometer 105  
Spring 2026

QA4 And personally, what are the two most important issues you are facing at the moment? (MAX. 2 ANSWERS) (%)

		None (SPONTANEOUS)		Don't know	
		Mar/Apr 2026	Diff. Mar/Apr 2026 - Oct/Nov 2025	Mar/Apr 2026	Diff. Mar/Apr 2026 - Oct/Nov 2025
EU27		2	0	0	0
EURO		2	-1	0	0
NON EURO		2	1	0	0
BE		3	1	0	0
BG		1	0	0	-1
CZ		2	0	2	1
DK		10	-2	2	0
DE		1	-1	0	0
EE		4	2	1	1
IE		2	0	0	0
EL		1	0	0	0
ES		4	0	0	-1
FR		3	1	1	0
HR		0	0	0	0
IT		3	0	0	0
CY		2	1	1	-2
LV		5	2	1	0
LT		7	1	0	0
LU		7	0	0	-1
HU		1	1	0	0
MT		3	1	0	0
NL		3	0	0	0
AT		2	0	1	1
PL		1	0	0	0
PT		2	-1	0	0
RO		0	0	0	0
SI		10	-2	0	0
SK		0	-1	0	0
FI		0	0	0	-1
SE		0	0	0	0

Standard Eurobarometer 105  
Spring 2026











QA4 And personally, what are the two most important issues you are facing at the moment? (MAX. 2 ANSWERS) (%)

		Other (SPONTANEOUS)		None (SPONTANEOUS)		Don't know	
		Mar/Apr 2026	Diff. Mar/Apr 2026 - Oct/Nov 2025	Mar/Apr 2026	Diff. Mar/Apr 2026 - Oct/Nov 2025	Mar/Apr 2026	Diff. Mar/Apr 2026 - Oct/Nov 2025
EU27		1	0	2	0	0	0
EURO		1	0	2	-1	0	0
NON EURO		0	0	2	1	0	0
TR		0	-1	4	3	0	0
MK		1	1	2	0	0	0
ME		0	0	1	1	0	0
RS		1	0	2	0	1	1
AL		0	0	0	-1	0	0
MD		0	0	2	-1	3	1
UK		0	0	1	-3	1	0
BA		2	-1	0	0	0	0
XK		0	0	0	-1	0	-1
TCC		0	0	0	0	0	0
GE		2	1	6	0	1	-1

QAS What do you think are the two most important issues facing the EU at the moment?  
(MAX. 2 ANSWERS) (%)

		Crime		The economic situation		Rising prices / inflation / cost of living		Unemployment		The conflict in the Middle East		The EU's influence in the world		The EU budget		Immigration	
		Mar/Apr 2026	Diff. Mar/Apr 2026 - Oct/Nov 2025	Mar/Apr 2026	Diff. Mar/Apr 2026 - Oct/Nov 2025	Mar/Apr 2026	Diff. Mar/Apr 2026 - Oct/Nov 2025	Mar/Apr 2026	Diff. Mar/Apr 2026 - Oct/Nov 2025	Mar/Apr 2026	Diff. Mar/Apr 2026 - Oct/Nov 2025	Mar/Apr 2026	Diff. Mar/Apr 2026 - Oct/Nov 2025	Mar/Apr 2026	Diff. Mar/Apr 2026 - Oct/Nov 2025		
EU27		5	-2	13	-2	17	1	3	-	25	16	9	0	4	-2	14	-6
EURO		5	-2	14	-2	18	1	4	-	26	16	10	1	4	-2	14	-6
NON EURO		5	-1	10	-1	13	-1	3	-	21	15	8	-1	5	-1	12	-7
BE		7	-4	15	0	18	-1	3	-	27	18	11	1	7	-4	18	-4
BG		3	-3	11	-3	13	-1	2	-	35	27	9	0	5	-2	19	-3
CZ		3	-2	9	-2	13	1	2	-	24	17	8	-2	8	-2	15	-8
DK		3	1	5	-3	8	0	1	-	16	12	15	1	2	-2	11	-2
DE		2	-3	16	0	15	2	2	-	24	16	11	3	4	-1	14	-8
EE		2	-1	15	1	10	1	1	-	23	15	13	4	5	-2	10	-3
IE		2	-2	8	0	25	4	2	-	36	23	8	2	4	1	18	-17
EL		4	-3	17	-4	12	2	5	-	38	26	11	-2	4	-4	16	-10
ES		4	-1	13	-3	18	4	6	-	30	13	8	1	3	-1	16	-5
FR		8	-5	13	-6	25	4	5	-	21	15	8	-1	6	-2	12	-3
HR		4	-3	11	-1	20	-1	2	-	36	27	10	0	5	-1	13	-3
IT		7	-2	13	-4	23	0	5	-	27	15	8	1	3	-2	13	-3
CY		6	-3	20	4	18	-1	2	-	35	27	4	1	1	-2	26	-19
LV		2	-2	21	6	16	4	2	-	17	13	5	0	4	-2	24	-3
LT		3	0	15	5	12	4	1	-	23	19	10	0	4	-1	14	-7
LU		7	-1	16	-2	21	3	3	-	24	20	9	1	2	-3	17	-7
HU		6	0	14	-4	10	-7	2	-	18	14	9	-2	8	-2	19	-3
MT		5	0	8	-2	14	3	3	-	23	5	10	0	2	0	20	-5
NL		2	-1	7	0	12	4	1	-	35	25	16	2	2	-4	18	-10
AT		5	-1	21	-1	23	4	4	-	22	16	12	-4	5	0	13	-10
PL		5	-1	8	0	17	0	3	-	21	13	6	0	4	0	14	-10
PT		3	-1	9	-3	13	-1	2	-	31	22	10	1	2	-1	13	-11
RO		7	-3	16	-1	16	0	5	-	24	19	8	1	5	0	9	-2
SI		5	-2	15	2	13	0	1	-	30	18	8	-2	2	-3	18	-1
SK		5	0	13	-1	10	-2	2	-	20	14	10	-2	7	-2	13	-3
FI		5	0	12	1	8	2	4	-	10	6	21	6	4	-2	13	0
SE		3	-1	10	2	3	-1	1	-	14	7	14	2	4	0	5	-2

QA5 What do you think are the two most important issues facing the EU at the moment?  
(MAX. 2 ANSWERS) (%)












		Mar/Apr 2026		Mar/Apr 2026		Mar/Apr 2026		Mar/Apr 2026		Mar/Apr 2026		Mar/Apr 2026		Mar/Apr 2026		Mar/Apr 2026	
		Diff. Mar/Apr 2026 - Oct/Nov 2025	Mar/Apr 2026	Diff. Mar/Apr 2026 - Oct/Nov 2025	Mar/Apr 2026	Diff. Mar/Apr 2026 - Oct/Nov 2025	Mar/Apr 2026	Diff. Mar/Apr 2026 - Oct/Nov 2025	Mar/Apr 2026	Diff. Mar/Apr 2026 - Oct/Nov 2025	Mar/Apr 2026	Diff. Mar/Apr 2026 - Oct/Nov 2025	Mar/Apr 2026	Diff. Mar/Apr 2026 - Oct/Nov 2025	Mar/Apr 2026	Diff. Mar/Apr 2026 - Oct/Nov 2025	
		Crime		The economic situation		Rising prices / inflation / cost of living		Unemployment		The conflict in the Middle East		The EU's influence in the world		The EU budget		Immigration	
EU27		5	-2	13	-2	17	1	3	-	25	16	9	0	4	-2	14	-6
EURO		5	-2	14	-2	18	1	4	-	26	16	10	1	4	-2	14	-6
NON EURO		5	-1	10	-1	13	-1	3	-	21	15	8	-1	5	-1	12	-7
TR		12	3	16	4	17	5	3	-	13	-5	13	-10	9	-6	8	4
MK		5	-5	10	-2	10	0	3	-	40	28	15	-6	7	-2	12	-4
ME		8	2	17	-1	20	-16	9	-	19	16	10	7	6	2	11	-5
RS		5	-1	9	-1	9	1	2	-	29	17	18	-2	9	-4	11	-5
AL		4	-4	13	5	23	10	3	-	39	23	17	0	6	1	8	-7
MD		3	0	13	0	20	4	5	-	19	15	4	-2	6	1	15	-7
UK		5	0	10	-4	20	6	3	-	28	19	8	1	6	-1	19	-6
BA		6	-2	11	-3	13	0	3	-	26	16	19	-1	10	1	10	-1
XK		3	-1	9	-2	15	3	2	-	29	10	12	1	8	3	6	2
TCC		6	-4	11	1	12	5	5	-	30	18	16	0	11	0	10	-18
GE		6	-1	10	2	13	1	6	-	23	15	8	1	3	1	14	-4

Standard Eurobarometer 105  
Spring 2026

QA5 What do you think are the two most important issues facing the EU at the moment?  
(MAX. 2 ANSWERS) (%)





























		Threats to democracy (for example through information manipulation)		The environment and risks related to climate change		Energy supply		Health		The international situation		Russia's invasion of Ukraine		Security and defence	
		Mar/Apr 2026	Diff. Mar/Apr 2026 - Oct/Nov 2025	Mar/Apr 2026	Diff. Mar/Apr 2026 - Oct/Nov 2025	Mar/Apr 2026	Diff. Mar/Apr 2026 - Oct/Nov 2025	Mar/Apr 2026	Diff. Mar/Apr 2026 - Oct/Nov 2025	Mar/Apr 2026	Diff. Mar/Apr 2026 - Oct/Nov 2025	Mar/Apr 2026	Diff. Mar/Apr 2026 - Oct/Nov 2025	Mar/Apr 2026	Diff. Mar/Apr 2026 - Oct/Nov 2025
EU27		10	-1	8	-1	15	6	5	-1	23	4	20	-6	15	-3
EURO		9	-2	8	-1	15	7	4	-2	23	3	19	-7	15	-3
NON EURO		13	1	9	-1	14	3	6	0	20	3	23	-3	17	-1
BE		8	-5	6	-4	18	10	3	-2	19	4	17	-4	13	-3
BG		7	-4	4	-3	16	2	4	1	25	3	19	-4	12	2
CZ		10	4	6	-2	20	8	2	-1	24	2	23	-5	13	-3
DK		16	-3	14	-4	17	10	1	0	28	5	32	-8	26	-3
DE		12	-3	8	-1	17	9	2	0	26	7	22	-7	17	-9
EE		7	-1	4	-1	23	7	3	1	23	-1	20	-10	17	-5
IE		10	3	6	-3	17	7	5	-3	15	1	21	-14	10	0
EL		5	1	6	-3	24	7	2	-2	25	-1	16	-5	10	-1
ES		10	2	3	-1	12	6	8	0	22	-3	14	-11	11	-1
FR		7	-4	8	-3	13	8	6	-1	23	4	17	-5	14	-2
HR		6	-1	5	-3	16	4	3	-2	21	-2	24	-6	14	-3
IT		7	-2	10	0	18	5	4	-5	22	2	15	-6	14	-1
CY		3	-1	4	0	8	2	1	-5	15	2	27	3	14	4
LV		6	-3	1	-4	11	7	3	-2	27	5	20	-12	21	1
LT		7	-3	3	-2	8	3	1	-2	26	-2	24	-8	25	-6
LU		13	-1	8	-1	15	7	2	-1	23	3	16	-10	13	-4
HU		9	2	7	-4	24	8	6	-2	18	3	31	5	10	-1
MT		6	-6	7	-3	15	7	2	-3	27	9	29	-4	22	1
NL		17	-3	10	-6	11	4	1	-2	20	3	20	-9	23	0
AT		8	-4	12	-2	13	5	6	3	20	1	17	-4	14	0
PL		11	2	7	0	11	2	8	1	17	3	20	-3	18	-2
PT		4	0	5	-2	7	2	6	-2	31	15	42	-3	7	-4
RO		7	-3	5	-3	12	1	8	-1	17	-3	17	-4	15	0
SI		9	2	4	-1	21	13	3	-1	25	3	16	-16	12	-3
SK		7	-5	4	-4	31	12	2	0	29	8	18	-12	13	1
FI		16	-4	11	-3	9	4	1	0	26	7	31	-9	22	-3
SE		34	1	21	-5	14	1	0	-1	24	7	31	-7	19	-1

QA5 What do you think are the two most important issues facing the EU at the moment?  
(MAX. 2 ANSWERS) (%)

		Threats to democracy (for example through information manipulation)		The environment and risks related to climate change		Energy supply		Health		The international situation		Russia's invasion of Ukraine		Security and defence		Terrorism	
		Mar/Apr 2026	Diff. Mar/Apr 2026 - Oct/Nov 2025	Mar/Apr 2026	Diff. Mar/Apr 2026 - Oct/Nov 2025	Mar/Apr 2026	Diff. Mar/Apr 2026 - Oct/Nov 2025	Mar/Apr 2026	Diff. Mar/Apr 2026 - Oct/Nov 2025	Mar/Apr 2026	Diff. Mar/Apr 2026 - Oct/Nov 2025	Mar/Apr 2026	Diff. Mar/Apr 2026 - Oct/Nov 2025	Mar/Apr 2026	Diff. Mar/Apr 2026 - Oct/Nov 2025	Mar/Apr 2026	Diff. Mar/Apr 2026 - Oct/Nov 2025
EU27		10	-1	8	-1	15	6	5	-1	23	4	20	-6	15	-3	0	0
EURO		9	-2	8	-1	15	7	4	-2	23	3	19	-7	15	-3	0	0
NON EURO		13	1	9	-1	14	3	6	0	20	3	23	-3	17	-1	0	0
TR		5	1	4	-2	14	9	7	2	16	3	5	0	12	6	0	0
MK		6	-1	4	-2	11	3	3	0	14	1	31	0	8	1	0	0
ME		11	1	12	9	9	9	8	8	16	10	22	18	12	7	0	0
RS		6	0	7	0	20	2	3	0	29	5	24	-6	9	1	0	0
AL		7	3	5	0	2	0	2	1	23	3	22	-17	19	6	0	0
MD		4	-1	3	-1	11	2	5	-1	7	0	19	-2	8	2	0	0
UK		10	-2	5	-2	16	8	5	1	16	4	24	-3	9	-1	0	0
BA		9	1	9	3	17	1	5	0	23	-3	21	-6	10	-2	0	0
XK		7	-3	4	-3	4	1	4	-1	9	-6	32	8	10	2	0	0
TCC		12	1	8	4	4	-2	12	3	18	5	10	-10	6	-4	0	0
GE		10	0	5	-1	6	4	5	0	12	2	19	-5	5	1	0	0











Standard Eurobarometer 105  
Spring 2026

QA5 What do you think are the two most important issues facing the EU at the moment?  
(MAX. 2 ANSWERS) (%)

		Other (SPONTANEOUS)		None (SPONTANEOUS)		Don't know	
		Mar/Apr 2026	Diff. Mar/Apr 2026 - Oct/Nov 2025	Mar/Apr 2026	Diff. Mar/Apr 2026 - Oct/Nov 2025	Mar/Apr 2026	Diff. Mar/Apr 2026 - Oct/Nov 2025
EU27		0	0	0	0	1	-1
EURO		0	0	0	0	1	-1
NON EURO		0	0	0	0	1	0
BE		0	0	0	0	0	-1
BG		0	0	0	0	3	-2
CZ		0	0	0	0	2	0
DK		0	0	0	0	1	0
DE		1	0	0	0	0	0
EE		1	0	0	0	3	1
IE		0	0	0	0	2	0
EL		0	0	0	0	3	1
ES		1	1	0	0	3	-2
FR		1	0	0	0	2	0
HR		0	0	0	0	1	1
IT		0	0	0	0	1	0
CY		0	0	1	0	1	-3
LV		1	0	0	0	3	-2
LT		0	0	0	0	3	0
LU		1	0	0	-1	1	1
HU		0	0	0	0	0	0
MT		0	0	0	0	1	0
NL		0	0	0	0	1	1
AT		0	0	0	0	1	0
PL		0	0	0	0	1	0
PT		0	0	0	0	2	-1
RO		0	0	0	0	3	0
SI		0	-1	0	0	1	0
SK		0	0	0	0	0	0
FI		0	-1	0	0	1	-2
SE		0	0	0	0	1	1





























Standard Eurobarometer 105  
Spring 2026

QA5 What do you think are the two most important issues facing the EU at the moment?  
(MAX. 2 ANSWERS) (%)

		Other (SPONTANEOUS)		None (SPONTANEOUS)		Don't know	
		Mar/Apr 2026	Diff. Mar/Apr 2026 - Oct/Nov 2025	Mar/Apr 2026	Diff. Mar/Apr 2026 - Oct/Nov 2025	Mar/Apr 2026	Diff. Mar/Apr 2026 - Oct/Nov 2025
EU27		0	0	0	0	1	-1
EURO		0	0	0	0	1	-1
NON EURO		0	0	0	0	1	0
TR		0	-1	1	1	4	-4
MK		0	0	0	0	3	-1
ME		0	-1	0	-4	1	-19
RS		0	0	0	0	2	0
AL		0	0	0	0	1	-6
MD		0	0	1	0	22	-4
UK		0	0	0	0	7	-6
BA		0	0	0	0	0	0
XK		0	0	2	-1	14	-4
TCC		0	0	0	0	0	-1
GE		2	0	0	-2	19	-7











Standard Eurobarometer 105  
Spring 2026

D73.1 At the present time, would you say that, in general, things are going in the right direction or in the wrong direction, in...?  
**(OUR COUNTRY) (%)**





























		Things are going in the right direction				Things are going in the wrong direction				Neither the one nor the other (SPONTANEOUS)		Don't know	
		Mar/Apr 2026		Diff. Mar/Apr 2026 - Oct/Nov 2025		Mar/Apr 2026		Diff. Mar/Apr 2026 - Oct/Nov 2025		Mar/Apr 2026		Diff. Mar/Apr 2026 - Oct/Nov 2025	
EU27		31	-1	60	0	7	1	2	0				
EURO		28	0	63	0	7	0	2	0				
NON EURO		44	-2	49	3	5	0	2	-1				
BE		35	8	60	-6	4	-2	1	0				
BG		31	1	55	0	10	-1	4	0				
CZ		50	2	44	-2	5	1	1	-1				
DK		48	7	36	-7	12	0	4	0				
DE		26	-2	66	2	7	0	1	0				
EE		35	2	43	-5	18	3	4	0				
IE		47	1	43	-3	8	2	2	0				
EL		15	-3	78	3	7	1	0	-1				
ES		31	-2	63	5	5	-2	1	-1				
FR		16	8	71	-13	9	4	4	1				
HR		38	-1	51	-5	9	5	2	1				
IT		33	-9	60	9	5	0	2	0				
CY		24	0	59	-9	14	8	3	1				
LV		29	-5	57	6	10	0	4	-1				
LT		36	-5	45	6	16	-2	3	1				
LU		62	6	23	-7	10	0	5	1				
HU		40	1	53	-1	6	1	1	-1				
MT		51	8	33	-14	15	6	1	0				
NL		30	8	62	-11	7	3	1	0				
AT		40	4	46	-4	12	0	2	0				
PL		51	-9	41	8	5	1	3	0				
PT		36	-1	45	5	16	-2	3	-2				
RO		32	-7	65	9	2	-1	1	-1				
SI		31	0	49	-8	17	7	3	1				
SK		22	1	68	-5	9	3	1	1				
FI		25	-8	66	8	7	0	2	0				
SE		31	1	63	-1	4	-1	2	1				

Standard Eurobarometer 105  
Spring 2026

D73.1 At the present time, would you say that, in general, things are going in the right direction or in the wrong direction, in...?  
**(OUR COUNTRY) (%)**











		Things are going in the right direction		Things are going in the wrong direction		Neither the one nor the other (SPONTANEOUS)		Don't know	
		Mar/Apr 2026	Diff. Mar/Apr 2026 - Oct/Nov 2025	Mar/Apr 2026	Diff. Mar/Apr 2026 - Oct/Nov 2025	Mar/Apr 2026	Diff. Mar/Apr 2026 - Oct/Nov 2025	Mar/Apr 2026	Diff. Mar/Apr 2026 - Oct/Nov 2025
EU27		31	-1	60	0	7	1	2	0
EURO		28	0	63	0	7	0	2	0
NON EURO		44	-2	49	3	5	0	2	-1
TR		43	-11	54	8	1	1	2	2
MK		43	-1	52	1	5	0	0	0
ME		65	39	33	-35	2	-4	0	0
RS		39	-4	57	4	3	0	1	0
AL		51	7	43	-1	6	-6	0	0
MD		40	-12	49	14	3	0	8	-2
UK		20	-1	72	-1	6	3	2	-1
BA		33	3	62	-1	4	-2	1	0
XK		46	-15	46	12	7	4	1	-1
TCC		69	-4	31	5	0	-1	0	0
GE		43	-2	48	4	2	-1	7	-1

D73.2 At the present time, would you say that, in general, things are going in the right direction or in the wrong direction, in...?  
**The European Union (%)**

		Things are going in the right direction				Things are going in the wrong direction				Neither the one nor the other (SPONTANEOUS)		Don't know	
		Mar/Apr 2026		Diff. Mar/Apr 2026 - Oct/Nov 2025		Mar/Apr 2026		Diff. Mar/Apr 2026 - Oct/Nov 2025		Mar/Apr 2026		Diff. Mar/Apr 2026 - Oct/Nov 2025	
EU27		32	-2	55	3	8	0	5	-1				
EURO		29	-1	57	1	9	1	5	-1				
NON EURO		44	-6	45	6	6	0	5	0				
BE		26	2	67	0	5	-2	2	0				
BG		41	0	35	-1	13	1	11	0				
CZ		39	-6	53	6	3	-1	5	1				
DK		47	10	35	-11	12	1	6	0				
DE		28	1	60	-1	9	0	3	0				
EE		36	0	37	-3	17	4	10	-1				
IE		45	1	40	-1	9	2	6	-2				
EL		20	-6	68	7	10	0	2	-1				
ES		30	-5	62	13	4	-5	4	-3				
FR		19	6	62	-6	10	2	9	-2				
HR		41	-6	46	0	9	3	4	3				
IT		37	-4	51	2	7	2	5	0				
CY		25	-1	54	-5	12	5	9	1				
LV		33	-10	43	9	13	2	11	-1				
LT		43	-5	34	6	15	-4	8	3				
LU		30	8	58	-9	9	2	3	-1				
HU		39	-6	52	6	7	0	2	0				
MT		45	1	31	-5	17	4	7	0				
NL		32	0	60	0	6	0	2	0				
AT		31	-2	53	1	13	1	3	0				
PL		51	-8	38	6	6	1	5	1				
PT		41	-1	33	7	21	-2	5	-4				
RO		41	-15	50	15	3	-1	6	1				
SI		26	-1	52	-6	19	6	3	1				
SK		30	-12	53	5	14	8	3	-1				
FI		25	-4	57	3	8	2	10	-1				
SE		34	4	53	-4	7	1	6	-1				





























D73.2 At the present time, would you say that, in general, things are going in the right direction or in the wrong direction, in...?

**The European Union (%)**











		Things are going in the right direction		Things are going in the wrong direction		Neither the one nor the other (SPONTANEOUS)		Don't know	
		Mar/Apr 2026	Diff. Mar/Apr 2026 - Oct/Nov 2025	Mar/Apr 2026	Diff. Mar/Apr 2026 - Oct/Nov 2025	Mar/Apr 2026	Diff. Mar/Apr 2026 - Oct/Nov 2025	Mar/Apr 2026	Diff. Mar/Apr 2026 - Oct/Nov 2025
EU27		32	-2	55	3	8	0	5	-1
EURO		29	-1	57	1	9	1	5	-1
NON EURO		44	-6	45	6	6	0	5	0
TR		46	7	46	-11	3	1	5	3
MK		57	1	34	-1	6	1	3	-1
ME		64	35	32	-21	4	-10	0	-4
RS		39	-5	52	3	7	3	2	-1
AL		80	1	12	0	6	1	2	-2
MD		46	-8	28	9	3	1	23	-2
UK		23	-1	57	6	7	2	13	-7
BA		53	2	41	0	4	-2	2	0
XK		57	-14	27	10	4	1	12	3
TCC		69	-3	28	2	2	1	1	0
GE		34	-5	41	10	2	1	23	-6

Standard Eurobarometer 105  
Spring 2026





























D73.3 At the present time, would you say that, in general, things are going in the right direction or in the wrong direction, in...?  
**The USA (%)**

		Things are going in the right direction		Things are going in the wrong direction		Neither the one nor the other (SPONTANEOUS)		Don't know	
		Mar/Apr 2026	Diff. Mar/Apr 2026 - Oct/Nov 2025	Mar/Apr 2026	Diff. Mar/Apr 2026 - Oct/Nov 2025	Mar/Apr 2026	Diff. Mar/Apr 2026 - Oct/Nov 2025	Mar/Apr 2026	Diff. Mar/Apr 2026 - Oct/Nov 2025
EU27		14	-11	78	16	3	-2	5	-3
EURO		11	-9	81	14	3	-2	5	-3
NON EURO		27	-15	64	18	4	-1	5	-2
BE		11	-6	85	9	3	-1	1	-2
BG		21	-13	51	16	10	0	18	-3
CZ		23	-18	68	20	4	0	5	-2
DK		2	-2	96	5	1	-2	1	-1
DE		5	-6	89	9	3	-1	3	-2
EE		16	-14	65	25	9	-3	10	-8
IE		7	-10	87	12	4	1	2	-3
EL		11	-16	81	22	4	-3	4	-3
ES		10	-7	84	15	2	-2	4	-6
FR		7	-11	79	14	5	-1	9	-2
HR		24	-12	65	10	6	2	5	0
IT		20	-19	74	25	2	-2	4	-4
CY		13	-20	64	22	9	2	14	-4
LV		11	-12	62	25	7	-6	20	-7
LT		20	-16	59	25	12	-6	9	-3
LU		5	-1	89	9	3	-1	3	-7
HU		36	-11	53	11	5	-1	6	1
MT		11	-11	76	27	5	-5	8	-11
NL		6	-1	92	3	1	-1	1	-1
AT		11	-11	80	15	6	-1	3	-3
PL		33	-20	56	22	6	0	5	-2
PT		18	-4	71	28	4	-7	7	-17
RO		32	-21	55	21	4	-1	9	1
SI		5	-13	87	20	5	-4	3	-3
SK		11	-21	80	29	5	-2	4	-6
FI		5	-6	89	11	1	-1	5	-4
SE		3	-4	95	4	1	0	1	0











D73.3 At the present time, would you say that, in general, things are going in the right direction or in the wrong direction, in...?  
**The USA (%)**

		Things are going in the right direction		Things are going in the wrong direction		Neither the one nor the other (SPONTANEOUS)		Don't know	
		Mar/Apr 2026	Diff. Mar/Apr 2026 - Oct/Nov 2025	Mar/Apr 2026	Diff. Mar/Apr 2026 - Oct/Nov 2025	Mar/Apr 2026	Diff. Mar/Apr 2026 - Oct/Nov 2025	Mar/Apr 2026	Diff. Mar/Apr 2026 - Oct/Nov 2025
EU27		14	-11	78	16	3	-2	5	-3
EURO		11	-9	81	14	3	-2	5	-3
NON EURO		27	-15	64	18	4	-1	5	-2
TR		35	1	58	-4	2	0	5	3
MK		40	-19	50	22	6	1	4	-4
ME		54	26	40	-12	5	-11	1	-3
RS		19	-16	75	19	4	0	2	-3
AL		74	-6	19	8	4	2	3	-4
MD		17	-17	44	25	3	1	36	-9
UK		10	-12	81	20	4	1	5	-9
BA		19	-11	76	17	2	-3	3	-3
XK		69	-13	20	10	4	3	7	0
TCC		48	-3	48	2	1	-1	3	2
GE		33	-12	40	19	1	-1	26	-6

D73.4 At the present time, would you say that, in general, things are going in the right direction or in the wrong direction, in...?  
**Your life personally (%)**





























		Things are going in the right direction		Things are going in the wrong direction		Neither the one nor the other (SPONTANEOUS)		Don't know	
		Mar/Apr 2026	Diff. Mar/Apr 2026 - Oct/Nov 2025	Mar/Apr 2026	Diff. Mar/Apr 2026 - Oct/Nov 2025	Mar/Apr 2026	Diff. Mar/Apr 2026 - Oct/Nov 2025	Mar/Apr 2026	Diff. Mar/Apr 2026 - Oct/Nov 2025
EU27		73	0	15	0	11	0	1	0
EURO		73	0	14	-1	12	1	1	0
NON EURO		70	-3	19	2	9	0	2	1
BE		70	-1	22	2	8	0	0	-1
BG		62	1	16	-1	18	0	4	0
CZ		79	-2	16	1	4	1	1	0
DK		86	5	6	-3	8	-2	0	0
DE		73	-1	12	0	14	1	1	0
EE		74	1	8	-3	14	2	4	0
IE		83	-1	8	0	8	1	1	0
EL		71	-1	21	2	8	0	0	-1
ES		84	0	12	3	4	-2	0	-1
FR		68	3	15	-4	15	1	2	0
HR		67	2	21	-3	11	1	1	0
IT		69	-1	20	-1	10	2	1	0
CY		85	7	4	-7	10	0	1	0
LV		77	-4	10	4	11	0	2	0
LT		81	0	6	1	12	-2	1	1
LU		83	1	6	0	10	-2	1	1
HU		68	0	18	-1	13	0	1	1
MT		86	4	7	0	7	-3	0	-1
NL		81	-3	8	2	10	1	1	0
AT		67	2	17	-4	14	1	2	1
PL		67	-6	20	3	10	1	3	2
PT		59	2	15	1	24	-3	2	0
RO		62	-3	29	3	7	0	2	0
SI		89	2	4	-2	7	0	0	0
SK		77	5	11	-9	11	4	1	0
FI		72	-5	6	1	21	4	1	0
SE		85	2	7	1	8	-2	0	-1

D73.4 At the present time, would you say that, in general, things are going in the right direction or in the wrong direction, in...?  
**Your life personally (%)**

		Things are going in the right direction		Things are going in the wrong direction		Neither the one nor the other (SPONTANEOUS)		Don't know	
		Mar/Apr 2026	Diff. Mar/Apr 2026 - Oct/Nov 2025	Mar/Apr 2026	Diff. Mar/Apr 2026 - Oct/Nov 2025	Mar/Apr 2026	Diff. Mar/Apr 2026 - Oct/Nov 2025	Mar/Apr 2026	Diff. Mar/Apr 2026 - Oct/Nov 2025
EU27		73	0	15	0	11	0	1	0
EURO		73	0	14	-1	12	1	1	0
NON EURO		70	-3	19	2	9	0	2	1
TR		54	1	39	-6	5	3	2	2
MK		79	0	15	1	6	0	0	-1
ME		70	26	24	-18	5	-7	1	-1
RS		67	-4	23	0	8	2	2	2
AL		84	4	10	-1	6	-3	0	0
MD		78	-2	11	1	7	0	4	1
UK		74	-3	14	3	10	-1	2	1
BA		69	-5	22	5	8	0	1	0
XK		76	-7	14	4	10	4	0	-1
TCC		78	-2	20	2	1	0	1	0
GE		73	-1	22	3	2	-3	3	1











Standard Eurobarometer 105  
Spring 2026

QA6.1 How much trust do you have in certain institutions? For each of the following institutions, do you tend to trust it or tend not to trust it?  
**The media (%)**

		Tend to trust		Tend not to trust		Don't know	
		Mar/Apr 2026	Diff. Mar/Apr 2026 - Mar/Apr 2025	Mar/Apr 2026	Diff. Mar/Apr 2026 - Mar/Apr 2025	Mar/Apr 2026	Diff. Mar/Apr 2026 - Mar/Apr 2025
EU27		43	-1	55	1	2	0
EURO		41	-1	57	1	2	0
NON EURO		50	-1	48	2	2	-1
BE		47	1	52	-1	1	0
BG		47	-5	48	4	5	1
CZ		47	-3	51	2	2	1
DK		62	-5	37	7	1	-2
DE		45	2	53	-2	2	0
EE		47	3	47	-5	6	2
IE		47	3	49	-4	4	1
EL		14	-5	86	5	0	0
ES		31	-6	67	6	2	0
FR		28	-3	68	3	4	0
HR		41	-3	57	2	2	1
IT		46	3	53	-3	1	0
CY		24	-2	74	2	2	0
LV		43	-3	54	3	3	0
LT		41	-8	56	7	3	1
LU		42	-1	56	3	2	-2
HU		35	1	63	-1	2	0
MT		33	-9	65	10	2	-1
NL		56	-6	43	6	1	0
AT		56	-5	42	6	2	-1
PL		53	3	44	-3	3	0
PT		66	3	33	0	1	-3
RO		40	-8	58	10	2	-2
SI		25	-2	72	2	3	0
SK		42	1	57	1	1	-2
FI		77	-3	21	2	2	1
SE		63	-3	36	4	1	-1





























Standard Eurobarometer 105  
Spring 2026

QA6.1 How much trust do you have in certain institutions? For each of the following institutions, do you tend to trust it or tend not to trust it?  
**The media (%)**

		Tend to trust		Tend not to trust		Don't know	
		Mar/Apr 2026	Diff. Mar/Apr 2026 - Mar/Apr 2025	Mar/Apr 2026	Diff. Mar/Apr 2026 - Mar/Apr 2025	Mar/Apr 2026	Diff. Mar/Apr 2026 - Mar/Apr 2025
EU27		43	-1	55	1	2	0
EURO		41	-1	57	1	2	0
NON EURO		50	-1	48	2	2	-1
TR		31	-	69	-	0	-
MK		52	-	48	-	0	-
ME		75	-	24	-	1	-
RS		35	-	65	-	0	-
AL		39	-	59	-	2	-
MD		30	-	65	-	5	-
UK		20	-4	75	3	5	1
BA		44	-	55	-	1	-
XK		39	-8	58	8	3	0
TCC		52	1	48	-1	0	0
GE		35	-	60	-	5	-











Standard Eurobarometer 105  
Spring 2026

QA6.2 How much trust do you have in certain institutions? For each of the following institutions, do you tend to trust it or tend not to trust it?  
**Political parties (%)**

		Tend to trust		Tend not to trust		Don't know	
		Mar/Apr 2026	Diff. Mar/Apr 2026 - Oct/Nov 2025	Mar/Apr 2026	Diff. Mar/Apr 2026 - Oct/Nov 2025	Mar/Apr 2026	Diff. Mar/Apr 2026 - Oct/Nov 2025
EU27		25	-1	73	2	2	-1
EURO		23	-1	75	1	2	0
NON EURO		32	-2	66	3	2	-1
BE		25	-2	73	2	2	0
BG		18	-2	77	1	5	1
CZ		25	-1	73	1	2	0
DK		50	-3	47	5	3	-2
DE		29	-5	68	5	3	0
EE		23	-4	70	3	7	1
IE		33	1	63	0	4	-1
EL		11	0	88	0	1	0
ES		14	-3	85	4	1	-1
FR		12	5	84	-5	4	0
HR		25	-2	72	-1	3	3
IT		26	-2	73	2	1	0
CY		9	-2	89	2	2	0
LV		13	-5	83	4	4	1
LT		12	-9	83	11	5	-2
LU		34	-6	62	9	4	-3
HU		29	-7	69	8	2	-1
MT		31	7	65	-4	4	-3
NL		45	10	53	-10	2	0
AT		36	-4	61	3	3	1
PL		35	-4	62	4	3	0
PT		26	2	72	-2	2	0
RO		23	-2	75	3	2	-1
SI		12	-1	86	1	2	0
SK		19	-2	79	1	2	1
FI		35	-7	60	5	5	2
SE		37	0	61	-1	2	1





























Standard Eurobarometer 105  
Spring 2026

QA6.2 How much trust do you have in certain institutions? For each of the following institutions, do you tend to trust it or tend not to trust it?  
**Political parties (%)**











		Tend to trust		Tend not to trust		Don't know	
		Mar/Apr 2026	Diff. Mar/Apr 2026 - Oct/Nov 2025	Mar/Apr 2026	Diff. Mar/Apr 2026 - Oct/Nov 2025	Mar/Apr 2026	Diff. Mar/Apr 2026 - Oct/Nov 2025
EU27		25	-1	73	2	2	-1
EURO		23	-1	75	1	2	0
NON EURO		32	-2	66	3	2	-1
TR		36	-	64	-	0	-
MK		29	-	70	-	1	-
ME		46	-	53	-	1	-
RS		24	-	75	-	1	-
AL		19	-	79	-	2	-
MD		17	-	79	-	4	-
UK		10	-3	87	4	3	-1
BA		27	-	72	-	1	-
XK		27	-7	70	7	3	0
TCC		46	-6	53	5	1	1
GE		21	-	72	-	7	-

Standard Eurobarometer 105  
Spring 2026

QA6.3 How much trust do you have in certain institutions? For each of the following institutions, do you tend to trust it or tend not to trust it?  
**Justice, the (NATIONALITY) legal system (%)**





























		Tend to trust		Tend not to trust		Don't know	
		Mar/Apr 2026	Diff. Mar/Apr 2026 - Oct/Nov 2025	Mar/Apr 2026	Diff. Mar/Apr 2026 - Oct/Nov 2025	Mar/Apr 2026	Diff. Mar/Apr 2026 - Oct/Nov 2025
EU27		58	2	39	-3	3	1
EURO		58	3	39	-4	3	1
NON EURO		59	2	38	-2	3	0
BE		53	3	45	-4	2	1
BG		26	1	66	-3	8	2
CZ		61	1	35	-3	4	2
DK		90	6	10	-3	0	-3
DE		75	3	23	-3	2	0
EE		62	0	30	-2	8	2
IE		69	3	27	-3	4	0
EL		38	-1	61	1	1	0
ES		49	2	49	-2	2	0
FR		47	5	48	-7	5	2
HR		41	1	55	-4	4	3
IT		54	5	43	-6	3	1
CY		25	-2	69	-1	6	3
LV		54	1	36	0	10	-1
LT		56	-1	38	3	6	-2
LU		79	5	16	-1	5	-4
HU		58	2	40	-2	2	0
MT		48	12	49	-10	3	-2
NL		75	-2	24	2	1	0
AT		79	7	19	-7	2	0
PL		53	-6	42	4	5	2
PT		50	4	47	-4	3	0
RO		45	5	52	-4	3	-1
SI		39	3	57	-3	4	0
SK		45	6	52	-7	3	1
FI		88	2	11	-1	1	-1
SE		86	3	13	-3	1	0

QA6.3 How much trust do you have in certain institutions? For each of the following institutions, do you tend to trust it or tend not to trust it?  
**Justice, the (NATIONALITY) legal system (%)**











		Tend to trust		Tend not to trust		Don't know	
		Mar/Apr 2026	Diff. Mar/Apr 2026 - Oct/Nov 2025	Mar/Apr 2026	Diff. Mar/Apr 2026 - Oct/Nov 2025	Mar/Apr 2026	Diff. Mar/Apr 2026 - Oct/Nov 2025
EU27		58	2	39	-3	3	1
EURO		58	3	39	-4	3	1
NON EURO		59	2	38	-2	3	0
TR		42	-15	58	16	0	-1
MK		22	-1	77	1	1	0
ME		49	29	50	-26	1	-3
RS		47	-7	52	7	1	0
AL		48	17	50	-15	2	-2
MD		24	-7	70	8	6	-1
UK		51	0	44	0	5	0
BA		41	-2	58	3	1	-1
GE		42	-3	49	2	9	1

Standard Eurobarometer 105  
Spring 2026

QA6.4 How much trust do you have in certain institutions? For each of the following institutions, do you tend to trust it or tend not to trust it?  
**The police (%)**





























		Tend to trust		Tend not to trust		Don't know	
		Mar/Apr 2026	Diff. Mar/Apr 2026 - Oct/Nov 2025	Mar/Apr 2026	Diff. Mar/Apr 2026 - Oct/Nov 2025	Mar/Apr 2026	Diff. Mar/Apr 2026 - Oct/Nov 2025
EU27		74	2	24	-2	2	0
EURO		76	2	22	-2	2	0
NON EURO		67	1	31	0	2	-1
BE		70	-2	28	2	2	0
BG		54	4	40	-4	6	0
CZ		76	-1	22	1	2	0
DK		93	6	6	-5	1	-1
DE		83	0	15	0	2	0
EE		77	0	17	-3	6	3
IE		81	4	16	-4	3	0
EL		55	3	44	-4	1	1
ES		72	-1	26	1	2	0
FR		75	7	21	-8	4	1
HR		68	7	30	-6	2	-1
IT		72	4	27	-4	1	0
CY		45	5	52	-6	3	1
LV		69	0	26	1	5	-1
LT		78	-1	20	3	2	-2
LU		86	2	13	-1	1	-1
HU		63	0	35	0	2	0
MT		63	9	34	-8	3	-1
NL		84	3	15	-2	1	-1
AT		83	3	15	-2	2	-1
PL		60	-5	37	4	3	1
PT		85	3	14	-3	1	0
RO		53	4	45	-2	2	-2
SI		64	-3	33	1	3	2
SK		63	6	35	-6	2	0
FI		93	0	6	0	1	0
SE		92	2	8	-2	0	0

QA6.4 How much trust do you have in certain institutions? For each of the following institutions, do you tend to trust it or tend not to trust it?  
**The police (%)**

		Tend to trust		Tend not to trust		Don't know	
		Mar/Apr 2026	Diff. Mar/Apr 2026 - Oct/Nov 2025	Mar/Apr 2026	Diff. Mar/Apr 2026 - Oct/Nov 2025	Mar/Apr 2026	Diff. Mar/Apr 2026 - Oct/Nov 2025
EU27		74	2	24	-2	2	0
EURO		76	2	22	-2	2	0
NON EURO		67	1	31	0	2	-1
TR		55	-11	45	11	0	0
MK		55	7	44	-7	1	0
ME		63	30	36	-27	1	-3
RS		48	-8	51	7	1	1
AL		66	11	33	-11	1	0
MD		41	0	54	0	5	0
UK		63	0	33	1	4	-1
BA		59	1	40	0	1	-1
XK		86	-1	13	1	1	0
TCC		71	3	28	-3	1	0
GE		56	-4	39	2	5	2











Standard Eurobarometer 105  
Spring 2026

QA6.5 How much trust do you have in certain institutions? For each of the following institutions, do you tend to trust it or tend not to trust it?  
**The army (%)**

		Tend to trust		Tend not to trust		Don't know	
		Mar/Apr 2026	Diff. Mar/Apr 2026 - Oct/Nov 2025	Mar/Apr 2026	Diff. Mar/Apr 2026 - Oct/Nov 2025	Mar/Apr 2026	Diff. Mar/Apr 2026 - Oct/Nov 2025
EU27		77	2	19	-2	4	0
EURO		77	2	19	-2	4	0
NON EURO		76	2	22	0	2	-2
BE		78	1	19	-1	3	0
BG		54	1	36	-2	10	1
CZ		79	1	19	0	2	-1
DK		88	7	9	-5	3	-2
DE		73	-1	21	0	6	1
EE		73	-2	17	-1	10	3
IE		85	2	9	-3	6	1
EL		74	0	25	0	1	0
ES		78	2	18	-2	4	0
FR		84	6	12	-3	4	-3
HR		72	2	26	-2	2	0
IT		73	2	24	-3	3	1
CY		63	3	33	-3	4	0
LV		74	-1	17	0	9	1
LT		76	0	19	2	5	-2
LU		82	4	10	0	8	-4
HU		61	1	35	-1	4	0
MT		73	8	22	-8	5	0
NL		77	-1	21	1	2	0
AT		78	3	17	-2	5	-1
PL		76	-5	22	6	2	-1
PT		89	20	8	-21	3	1
RO		68	3	29	-2	3	-1
SI		75	5	20	-7	5	2
SK		72	6	24	-5	4	-1
FI		97	0	2	0	1	0
SE		93	7	6	-6	1	-1





























QA6.5 How much trust do you have in certain institutions? For each of the following institutions, do you tend to trust it or tend not to trust it?

**The army (%)**

		Tend to trust		Tend not to trust		Don't know	
		Mar/Apr 2026	Diff. Mar/Apr 2026 - Oct/Nov 2025	Mar/Apr 2026	Diff. Mar/Apr 2026 - Oct/Nov 2025	Mar/Apr 2026	Diff. Mar/Apr 2026 - Oct/Nov 2025
EU27		77	2	19	-2	4	0
EURO		77	2	19	-2	4	0
NON EURO		76	2	22	0	2	-2
TR		62	-7	38	7	0	0
MK		69	3	29	-3	2	0
ME		78	36	21	-34	1	-2
RS		68	-4	31	4	1	0
AL		66	15	30	-9	4	-6
MD		48	0	40	-2	12	2
UK		78	-2	18	4	4	-2
BA		58	3	39	-2	3	-1
GE		84	-2	13	2	3	0











QA6.6 How much trust do you have in certain institutions? For each of the following institutions, do you tend to trust it or tend not to trust it?

**Regional or local public authorities (%)**

		Tend to trust		Tend not to trust		Don't know	
		Mar/Apr 2026	Diff. Mar/Apr 2026 - Oct/Nov 2025	Mar/Apr 2026	Diff. Mar/Apr 2026 - Oct/Nov 2025	Mar/Apr 2026	Diff. Mar/Apr 2026 - Oct/Nov 2025
EU27		63	2	33	-2	4	0
EURO		63	3	33	-3	4	0
NON EURO		64	0	32	-1	4	1
BE		58	1	38	-3	4	2
BG		53	4	40	-5	7	1
CZ		68	4	30	-4	2	0
DK		81	8	16	-7	3	-1
DE		75	-1	22	0	3	1
EE		54	3	34	-3	12	0
IE		67	3	28	-3	5	0
EL		32	4	66	-5	2	1
ES		52	4	43	-4	5	0
FR		66	10	27	-9	7	-1
HR		41	1	55	-4	4	3
IT		51	-1	46	1	3	0
CY		52	0	44	-1	4	1
LV		62	1	32	0	6	-1
LT		65	4	30	-4	5	0
LU		79	1	17	1	4	-2
HU		67	2	31	-3	2	1
MT		63	5	32	-6	5	1
NL		70	3	27	-2	3	-1
AT		78	2	20	-2	2	0
PL		63	-7	31	4	6	3
PT		67	6	32	-5	1	-1
RO		51	0	45	1	4	-1
SI		60	1	37	-2	3	1
SK		70	5	26	-8	4	3
FI		71	5	22	-7	7	2
SE		78	8	20	-9	2	1





























QA6.6 How much trust do you have in certain institutions? For each of the following institutions, do you tend to trust it or tend not to trust it?

**Regional or local public authorities (%)**











		Tend to trust		Tend not to trust		Don't know	
		Mar/Apr 2026	Diff. Mar/Apr 2026 - Oct/Nov 2025	Mar/Apr 2026	Diff. Mar/Apr 2026 - Oct/Nov 2025	Mar/Apr 2026	Diff. Mar/Apr 2026 - Oct/Nov 2025
EU27		63	2	33	-2	4	0
EURO		63	3	33	-3	4	0
NON EURO		64	0	32	-1	4	1
TR		48	-13	51	13	1	0
MK		51	2	48	-1	1	-1
ME		66	37	32	-31	2	-6
RS		38	-6	60	6	2	0
AL		54	12	43	-12	3	0
MD		59	0	36	1	5	-1
UK		49	-2	47	4	4	-2
BA		47	9	51	-8	2	-1
XK		63	-8	33	7	4	1
TCC		63	13	36	-12	1	-1
GE		56	-4	37	2	7	2

QA6.7 How much trust do you have in certain institutions? For each of the following institutions, do you tend to trust it or tend not to trust it?

**Health and medical staff in (OUR COUNTRY) (%)**

		Tend to trust		Tend not to trust		Don't know	
		Mar/Apr 2026	Diff. Mar/Apr 2026 - Oct/Nov 2025	Mar/Apr 2026	Diff. Mar/Apr 2026 - Oct/Nov 2025	Mar/Apr 2026	Diff. Mar/Apr 2026 - Oct/Nov 2025
EU27		83	3	15	-3	2	0
EURO		85	3	14	-2	1	-1
NON EURO		76	2	22	-1	2	-1
BE		89	0	11	0	0	0
BG		64	4	31	-2	5	-2
CZ		83	-2	16	2	1	0
DK		93	3	6	-3	1	0
DE		84	2	15	-1	1	-1
EE		77	2	18	-3	5	1
IE		90	7	9	-6	1	-1
EL		64	9	36	-9	0	0
ES		89	4	10	-4	1	0
FR		90	2	8	-2	2	0
HR		75	7	24	-7	1	0
IT		79	3	20	-3	1	0
CY		67	5	31	-4	2	-1
LV		74	-3	23	3	3	0
LT		76	1	22	0	2	-1
LU		87	0	13	1	0	-1
HU		66	4	33	-3	1	-1
MT		90	8	9	-5	1	-3
NL		92	0	7	-1	1	1
AT		84	0	15	0	1	0
PL		75	-2	22	2	3	0
PT		95	4	4	-4	1	0
RO		64	3	34	-1	2	-2
SI		79	5	20	-5	1	0
SK		79	7	20	-7	1	0
FI		92	-1	7	1	1	0
SE		91	2	8	-2	1	0





























QA6.7 How much trust do you have in certain institutions? For each of the following institutions, do you tend to trust it or tend not to trust it?  
**Health and medical staff in (OUR COUNTRY) (%)**

		Tend to trust		Tend not to trust		Don't know	
		Mar/Apr 2026	Diff. Mar/Apr 2026 - Oct/Nov 2025	Mar/Apr 2026	Diff. Mar/Apr 2026 - Oct/Nov 2025	Mar/Apr 2026	Diff. Mar/Apr 2026 - Oct/Nov 2025
EU27		83	3	15	-3	2	0
EURO		85	3	14	-2	1	-1
NON EURO		76	2	22	-1	2	-1
TR		58	-	41	-	1	-
MK		56	-	43	-	1	-
ME		76	-	23	-	1	-
RS		59	-	40	-	1	-
AL		65	-	34	-	1	-
MD		62	-	36	-	2	-
UK		79	-1	19	2	2	-1
BA		64	-	36	-	0	-
XK		69	-6	29	4	2	2
TCC		64	15	35	-16	1	1
GE		63	-	35	-	2	-

Standard Eurobarometer 105  
Spring 2026











QA6.8 How much trust do you have in certain institutions? For each of the following institutions, do you tend to trust it or tend not to trust it?

**Teachers and school staff in (OUR COUNTRY) (%)**

		Tend to trust		Tend not to trust		Don't know	
		Mar/Apr 2026	Diff. Mar/Apr 2026 - Mar/Apr 2025	Mar/Apr 2026	Diff. Mar/Apr 2026 - Mar/Apr 2025	Mar/Apr 2026	Diff. Mar/Apr 2026 - Mar/Apr 2025
EU27		80	1	16	-1	4	0
EURO		81	1	15	-1	4	0
NON EURO		76	1	20	0	4	-1
BE		88	3	11	-3	1	0
BG		67	-1	23	1	10	0
CZ		81	1	17	0	2	-1
DK		90	1	7	0	3	-1
DE		78	-1	17	1	5	0
EE		79	-4	13	3	8	1
IE		92	2	7	-2	1	0
EL		66	-2	32	2	2	0
ES		86	1	11	0	3	-1
FR		79	0	17	0	4	0
HR		77	0	20	-2	3	2
IT		82	5	16	-5	2	0
CY		63	0	33	1	4	-1
LV		79	0	12	1	9	-1
LT		85	5	9	-2	6	-3
LU		75	-1	16	-1	9	2
HU		71	3	26	-1	3	-2
MT		91	6	7	-5	2	-1
NL		88	-1	11	1	1	0
AT		74	-1	19	2	7	-1
PL		75	2	19	-1	6	-1
PT		94	5	5	-3	1	-2
RO		65	-4	31	5	4	-1
SI		79	4	17	-4	4	0
SK		81	3	17	-2	2	-1
FI		94	0	4	0	2	0
SE		90	-1	6	-1	4	2





























Standard Eurobarometer 105  
Spring 2026

QA6.8 How much trust do you have in certain institutions? For each of the following institutions, do you tend to trust it or tend not to trust it?  
**Teachers and school staff in (OUR COUNTRY) (%)**











		Tend to trust		Tend not to trust		Don't know	
		Mar/Apr 2026	Diff. Mar/Apr 2026 - Mar/Apr 2025	Mar/Apr 2026	Diff. Mar/Apr 2026 - Mar/Apr 2025	Mar/Apr 2026	Diff. Mar/Apr 2026 - Mar/Apr 2025
EU27		80	1	16	-1	4	0
EURO		81	1	15	-1	4	0
NON EURO		76	1	20	0	4	-1
TR		58	-	41	-	1	-
MK		70	-	26	-	4	-
ME		75	-	24	-	1	-
RS		70	-	29	-	1	-
AL		73	-	24	-	3	-
MD		73	-	19	-	8	-
UK		79	-	16	-	5	-
BA		65	-	31	-	4	-
XK		72	-10	26	9	2	1
TCC		74	9	25	-10	1	1
GE		75	-	22	-	3	-

Standard Eurobarometer 105  
Spring 2026

QA6.9 How much trust do you have in certain institutions? For each of the following institutions, do you tend to trust it or tend not to trust it?  
**Scientists (%)**

		Tend to trust		Tend not to trust		Don't know	
		Mar/Apr 2026	Diff. Mar/Apr 2026 - Mar/Apr 2025	Mar/Apr 2026	Diff. Mar/Apr 2026 - Mar/Apr 2025	Mar/Apr 2026	Diff. Mar/Apr 2026 - Mar/Apr 2025
EU27		79	0	16	-1	5	1
EURO		80	0	15	-1	5	1
NON EURO		73	-1	22	2	5	-1
BE		85	2	14	-1	1	-1
BG		68	-1	19	0	13	1
CZ		78	0	18	0	4	0
DK		89	-3	7	3	4	0
DE		81	2	13	-4	6	2
EE		75	-1	14	2	11	-1
IE		85	6	10	-5	5	-1
EL		76	-1	23	1	1	0
ES		88	-1	9	1	3	0
FR		80	-2	13	1	7	1
HR		75	1	22	-3	3	2
IT		74	2	23	-2	3	0
CY		76	-5	20	5	4	0
LV		74	1	12	-1	14	0
LT		82	-3	9	3	9	0
LU		78	2	14	-2	8	0
HU		76	4	21	-3	3	-1
MT		81	7	13	-5	6	-2
NL		83	-3	15	4	2	-1
AT		70	-1	25	4	5	-3
PL		70	-2	24	3	6	-1
PT		92	4	5	-1	3	-3
RO		58	-4	35	5	7	-1
SI		76	0	18	0	6	0
SK		76	1	19	-1	5	0
FI		87	-1	8	0	5	1
SE		94	3	4	-3	2	0





























QA6.9 How much trust do you have in certain institutions? For each of the following institutions, do you tend to trust it or tend not to trust it?  
**Scientists (%)**

		Tend to trust		Tend not to trust		Don't know	
		Mar/Apr 2026	Diff. Mar/Apr 2026 - Mar/Apr 2025	Mar/Apr 2026	Diff. Mar/Apr 2026 - Mar/Apr 2025	Mar/Apr 2026	Diff. Mar/Apr 2026 - Mar/Apr 2025
EU27		79	0	16	-1	5	1
EURO		80	0	15	-1	5	1
NON EURO		73	-1	22	2	5	-1
TR		59	-	40	-	1	-
MK		65	-	29	-	6	-
ME		74	-	24	-	2	-
RS		70	-	28	-	2	-
AL		61	-	34	-	5	-
MD		65	-	21	-	14	-
UK		74	-	17	-	9	-
BA		55	-	39	-	6	-
XK		61	-19	29	13	10	6
TCC		66	-4	33	4	1	0
GE		74	-	15	-	11	-

Standard Eurobarometer 105  
Spring 2026











QA6.10 How much trust do you have in certain institutions? For each of the following institutions, do you tend to trust it or tend not to trust it?

**The (NATIONALITY) Government (%)**

		Tend to trust		Tend not to trust		Don't know	
		Mar/Apr 2026	Diff. Mar/Apr 2026 - Oct/Nov 2025	Mar/Apr 2026	Diff. Mar/Apr 2026 - Oct/Nov 2025	Mar/Apr 2026	Diff. Mar/Apr 2026 - Oct/Nov 2025
EU27		37	4	59	-4	4	0
EURO		35	4	61	-4	4	0
NON EURO		43	4	53	-3	4	-1
BE		38	4	60	-3	2	-1
BG		22	-3	70	4	8	-1
CZ		45	16	52	-15	3	-1
DK		59	6	36	-6	5	0
DE		41	1	55	0	4	-1
EE		36	0	52	-2	12	2
IE		48	5	46	-7	6	2
EL		21	2	77	-2	2	0
ES		34	5	62	-6	4	1
FR		21	12	73	-13	6	1
HR		36	1	60	-4	4	3
IT		37	-1	60	0	3	1
CY		31	-4	64	1	5	3
LV		25	-6	69	5	6	1
LT		33	-1	61	2	6	-1
LU		75	4	19	-5	6	1
HU		45	4	52	-3	3	-1
MT		52	12	41	-12	7	0
NL		49	25	48	-25	3	0
AT		51	3	46	0	3	-3
PL		43	-2	51	2	6	0
PT		54	5	43	-4	3	-1
RO		31	-2	66	2	3	0
SI		27	0	67	-2	6	2
SK		30	4	66	-6	4	2
FI		42	-3	50	0	8	3
SE		46	5	52	-5	2	0

QA6.10 How much trust do you have in certain institutions? For each of the following institutions, do you tend to trust it or tend not to trust it?





























**The (NATIONALITY) Government (%)**

		Tend to trust		Tend not to trust		Don't know	
		Mar/Apr 2026	Diff. Mar/Apr 2026 - Oct/Nov 2025	Mar/Apr 2026	Diff. Mar/Apr 2026 - Oct/Nov 2025	Mar/Apr 2026	Diff. Mar/Apr 2026 - Oct/Nov 2025
EU27		37	4	59	-4	4	0
EURO		35	4	61	-4	4	0
NON EURO		43	4	53	-3	4	-1
TR		46	-13	53	13	1	0
MK		47	2	51	-2	2	0
ME		54	26	44	-23	2	-3
RS		39	-6	59	6	2	0
AL		40	-1	58	2	2	-1
MD		31	-10	64	13	5	-3
UK		26	1	69	-1	5	0
BA		30	2	68	0	2	-2
GE		52	-2	42	1	6	1

Standard Eurobarometer 105  
Spring 2026











QA6.11 How much trust do you have in certain institutions? For each of the following institutions, do you tend to trust it or tend not to trust it?

**The (NATIONALITY PARLIAMENT) (%)**

		Tend to trust		Tend not to trust		Don't know	
		Mar/Apr 2026	Diff. Mar/Apr 2026 - Oct/Nov 2025	Mar/Apr 2026	Diff. Mar/Apr 2026 - Oct/Nov 2025	Mar/Apr 2026	Diff. Mar/Apr 2026 - Oct/Nov 2025
EU27		37	3	58	-3	5	0
EURO		37	4	58	-4	5	0
NON EURO		41	1	54	-1	5	0
BE		39	4	58	-3	3	-1
BG		16	-3	78	3	6	0
CZ		33	5	63	-6	4	1
DK		67	1	30	-1	3	0
DE		47	3	49	-1	4	-2
EE		29	-3	58	1	13	2
IE		48	2	44	-4	8	2
EL		22	2	77	-1	1	-1
ES		26	3	68	-3	6	0
FR		23	11	68	-12	9	1
HR		33	0	63	-2	4	2
IT		39	-2	58	2	3	0
CY		22	-5	74	5	4	0
LV		24	-4	69	3	7	1
LT		20	-3	75	4	5	-1
LU		61	1	24	-2	15	1
HU		41	-4	55	3	4	1
MT		48	12	43	-10	9	-2
NL		50	16	47	-16	3	0
AT		55	-1	41	2	4	-1
PL		39	-2	54	1	7	1
PT		55	7	42	-7	3	0
RO		25	-3	71	4	4	-1
SI		24	-2	70	0	6	2
SK		29	5	68	-5	3	0
FI		57	-3	35	0	8	3
SE		71	8	27	-7	2	-1

QA6.11 How much trust do you have in certain institutions? For each of the following institutions, do you tend to trust it or tend not to trust it?





























**The (NATIONALITY PARLIAMENT) (%)**

		Tend to trust		Tend not to trust		Don't know	
		Mar/Apr 2026	Diff. Mar/Apr 2026 - Oct/Nov 2025	Mar/Apr 2026	Diff. Mar/Apr 2026 - Oct/Nov 2025	Mar/Apr 2026	Diff. Mar/Apr 2026 - Oct/Nov 2025
EU27		37	3	58	-3	5	0
EURO		37	4	58	-4	5	0
NON EURO		41	1	54	-1	5	0
TR		44	-13	54	12	2	1
MK		40	0	58	0	2	0
ME		50	23	48	-19	2	-4
RS		31	-8	67	7	2	1
AL		29	2	68	-2	3	0
MD		27	-10	67	11	6	-1
UK		27	0	65	-1	8	1
BA		25	-1	72	2	3	-1
GE		46	-2	47	2	7	0

Standard Eurobarometer 105  
Spring 2026











QA6.12 How much trust do you have in certain institutions? For each of the following institutions, do you tend to trust it or tend not to trust it?

**The European Union (%)**

		Tend to trust		Tend not to trust		Don't know	
		Mar/Apr 2026	Diff. Mar/Apr 2026 - Oct/Nov 2025	Mar/Apr 2026	Diff. Mar/Apr 2026 - Oct/Nov 2025	Mar/Apr 2026	Diff. Mar/Apr 2026 - Oct/Nov 2025
EU27		51	3	43	-2	6	-1
EURO		49	3	45	-2	6	-1
NON EURO		56	0	38	0	6	0
BE		46	3	51	-3	3	0
BG		52	6	37	-5	11	-1
CZ		46	2	49	-3	5	1
DK		73	9	23	-6	4	-3
DE		51	0	43	1	6	-1
EE		49	-3	35	2	16	1
IE		60	1	28	-4	12	3
EL		36	-2	61	3	3	-1
ES		47	-2	46	2	7	0
FR		38	11	53	-8	9	-3
HR		55	0	41	0	4	0
IT		52	4	44	-3	4	-1
CY		39	4	54	-3	7	-1
LV		48	-7	40	6	12	1
LT		63	-3	26	2	11	1
LU		55	2	40	-2	5	0
HU		51	-6	44	4	5	2
MT		60	3	31	-1	9	-2
NL		57	-1	40	1	3	0
AT		49	-2	45	1	6	1
PL		58	-1	34	-1	8	2
PT		79	8	16	-7	5	-1
RO		48	-6	46	6	6	0
SI		39	-1	54	-1	7	2
SK		48	-6	45	2	7	4
FI		60	2	29	-4	11	2
SE		69	6	28	-5	3	-1





























Standard Eurobarometer 105  
Spring 2026

QA6.12 How much trust do you have in certain institutions? For each of the following institutions, do you tend to trust it or tend not to trust it?  
**The European Union (%)**











		Tend to trust		Tend not to trust		Don't know	
		Mar/Apr 2026	Diff. Mar/Apr 2026 - Oct/Nov 2025	Mar/Apr 2026	Diff. Mar/Apr 2026 - Oct/Nov 2025	Mar/Apr 2026	Diff. Mar/Apr 2026 - Oct/Nov 2025
EU27		51	3	43	-2	6	-1
EURO		49	3	45	-2	6	-1
NON EURO		56	0	38	0	6	0
TR		43	-5	54	3	3	2
MK		60	3	38	-2	2	-1
ME		65	34	31	-27	4	-7
RS		36	-4	59	3	5	1
AL		80	1	16	-3	4	2
MD		50	-5	36	3	14	2
UK		35	0	51	3	14	-3
BA		56	0	40	1	4	-1
XK		75	-5	17	2	8	3
TCC		67	8	31	-8	2	0
GE		42	-4	44	4	14	0

Standard Eurobarometer 105  
Spring 2026

QA6.13 How much trust do you have in certain institutions? For each of the following institutions, do you tend to trust it or tend not to trust it?  
**The United Nations (%)**





























		Tend to trust		Tend not to trust		Don't know	
		Mar/Apr 2026	Diff. Mar/Apr 2026 - Oct/Nov 2025	Mar/Apr 2026	Diff. Mar/Apr 2026 - Oct/Nov 2025	Mar/Apr 2026	Diff. Mar/Apr 2026 - Oct/Nov 2025
EU27		49	-2	42	2	9	0
EURO		47	-1	43	1	10	0
NON EURO		57	-5	35	4	8	1
BE		48	-2	49	3	3	-1
BG		45	2	35	-4	20	2
CZ		54	1	40	0	6	-1
DK		77	4	17	-3	6	-1
DE		47	-2	43	2	10	0
EE		36	1	40	-1	24	0
IE		56	0	30	-3	14	3
EL		32	-4	63	6	5	-2
ES		46	-4	44	4	10	0
FR		45	5	40	-4	15	-1
HR		52	-2	41	0	7	2
IT		46	-2	49	3	5	-1
CY		24	-1	68	-1	8	2
LV		36	-3	48	5	16	-2
LT		45	-1	37	3	18	-2
LU		49	2	44	1	7	-3
HU		59	-4	34	2	7	2
MT		56	-4	29	3	15	1
NL		49	-4	48	5	3	-1
AT		48	-6	43	5	9	1
PL		58	-11	31	7	11	4
PT		77	6	15	-4	8	-2
RO		45	-8	46	7	9	1
SI		32	-5	58	4	10	1
SK		50	-10	41	7	9	3
FI		55	0	35	0	10	0
SE		67	2	30	-1	3	-1

QA6.13 How much trust do you have in certain institutions? For each of the following institutions, do you tend to trust it or tend not to trust it?  
**The United Nations (%)**

		Tend to trust		Tend not to trust		Don't know	
		Mar/Apr 2026	Diff. Mar/Apr 2026 - Oct/Nov 2025	Mar/Apr 2026	Diff. Mar/Apr 2026 - Oct/Nov 2025	Mar/Apr 2026	Diff. Mar/Apr 2026 - Oct/Nov 2025
EU27		49	-2	42	2	9	0
EURO		47	-1	43	1	10	0
NON EURO		57	-5	35	4	8	1
TR		39	-7	58	6	3	1
MK		61	-1	34	1	5	0
ME		61	31	35	-23	4	-8
RS		40	-6	56	5	4	1
AL		79	2	17	-3	4	1
MD		33	-10	47	9	20	1
UK		45	-3	41	4	14	-1
BA		42	-3	52	2	6	1
XK		81	-5	12	2	7	3
TCC		66	15	31	-16	3	1
GE		42	-4	40	3	18	1










Standard Eurobarometer 105  
Spring 2026

QA6.14 How much trust do you have in certain institutions? For each of the following institutions, do you tend to trust it or tend not to trust it?  
**NATO (%)**

		Tend to trust		Tend not to trust		Don't know	
		Mar/Apr 2026	Diff. Mar/Apr 2026 - Oct/Nov 2025	Mar/Apr 2026	Diff. Mar/Apr 2026 - Oct/Nov 2025	Mar/Apr 2026	Diff. Mar/Apr 2026 - Oct/Nov 2025
EU27		52	-3	39	3	9	0
EURO		49	-2	41	2	10	0
NON EURO		64	-4	29	3	7	1
BE		51	-6	45	6	4	0
BG		43	2	44	-1	13	-1
CZ		63	-3	33	3	4	0
DK		77	-5	18	6	5	-1
DE		60	-2	32	1	8	1
EE		54	-7	29	2	17	5
IE		53	1	31	-4	16	3
EL		24	0	70	1	6	-1
ES		40	-7	50	6	10	1
FR		43	5	40	-1	17	-4
HR		51	0	42	-2	7	2
IT		44	-3	51	4	5	-1
CY		17	2	70	-5	13	3
LV		55	-7	33	7	12	0
LT		65	-7	26	6	9	1
LU		50	-1	41	1	9	0
HU		66	1	28	-4	6	3
MT		51	-4	35	4	14	0
NL		62	-6	36	7	2	-1
AT		39	-5	49	3	12	2
PL		68	-8	24	7	8	1
PT		63	4	19	-2	18	-2
RO		57	-5	35	3	8	2
SI		40	-4	53	3	7	1
SK		46	-8	48	7	6	1
FI		68	-12	23	10	9	2
SE		59	-7	36	7	5	0





























Standard Eurobarometer 105  
Spring 2026

QA6.14 How much trust do you have in certain institutions? For each of the following institutions, do you tend to trust it or tend not to trust it?  
**NATO (%)**

		Tend to trust		Tend not to trust		Don't know	
		Mar/Apr 2026	Diff. Mar/Apr 2026 - Oct/Nov 2025	Mar/Apr 2026	Diff. Mar/Apr 2026 - Oct/Nov 2025	Mar/Apr 2026	Diff. Mar/Apr 2026 - Oct/Nov 2025
EU27		52	-3	39	3	9	0
EURO		49	-2	41	2	10	0
NON EURO		64	-4	29	3	7	1
TR		43	0	54	1	3	-1
MK		66	-1	31	1	3	0
ME		43	21	53	-14	4	-7
RS		6	-2	93	2	1	0
AL		92	7	7	-6	1	-1
MD		28	-6	54	6	18	0
UK		51	-3	36	7	13	-4
BA		47	-4	48	3	5	1
XK		95	-1	3	0	2	1
TCC		69	27	28	-27	3	0
GE		41	-3	44	4	15	-1





























Standard Eurobarometer 105  
Spring 2026

QA7a Which of the following are the main reasons why you personally trust the European Union? (MAX. 3 ANSWERS) (%)

		The decisions taken by the EU are made in a democratic way	The EU contributes to improving (OUR COUNTRY)'s prosperity	The EU addresses the concerns of its citizens well	You are well informed about the activities of the EU	You trust the people in charge of the EU activities (MEPs, Commissioners, officials)	The EU is the right level to deal with global issues	The EU engages with citizens through citizens assemblies, public consultations, etc.	The EU treats all Member States fairly to reach common interest
EU27		25	23	11	8	14	31	8	23
EURO		26	22	12	8	14	33	7	23
NON EURO		23	24	11	9	16	26	10	22
BE		23	26	13	8	16	30	8	24
BG		21	22	17	9	17	31	12	25
CZ		20	31	12	6	8	32	6	20
DK		41	16	5	5	17	40	3	23
DE		32	15	8	10	9	37	3	23
EE		13	25	10	6	14	16	8	21
IE		26	38	18	14	16	25	13	20
EL		19	23	12	5	8	48	8	27
ES		20	34	12	9	16	27	6	23
FR		24	15	12	7	17	33	8	24
HR		21	25	20	8	20	25	13	25
IT		28	21	15	7	13	30	9	25
CY		19	34	17	8	12	16	10	29
LV		19	26	7	9	10	22	8	18
LT		20	38	17	5	12	20	3	17
LU		23	21	10	10	9	23	8	18
HU		23	28	15	9	27	23	13	27
MT		27	52	16	7	28	30	9	28
NL		24	33	5	5	20	45	5	24
AT		34	25	14	10	23	33	15	28
PL		17	27	13	10	12	17	12	23
PT		15	28	13	6	15	33	11	15
RO		19	27	11	8	19	26	13	19
SI		20	29	15	7	13	13	9	21
SK		17	33	11	8	14	24	7	20
FI		34	14	4	6	15	37	5	19
SE		38	12	4	9	24	44	7	20





























Standard Eurobarometer 105  
Spring 2026

QA7a Which of the following are the main reasons why you personally trust the European Union? (MAX. 3 ANSWERS) (%)





























		The EU protects democracy and fundamental values	The EU provides protection against external threats	You are generally in favour of the EU (SPONTANEOUS)	You generally trust political institutions / politicians (SPONTANEOUS)	Other (SPONTANEOUS)	Don't know
EU27		42	33	1	0	1	1
EURO		44	34	1	0	1	1
NON EURO		34	28	0	0	0	1
BE		49	34	0	0	1	0
BG		39	37	0	0	0	1
CZ		39	37	0	0	0	1
DK		64	45	1	0	1	2
DE		50	31	1	0	2	1
EE		37	38	6	1	2	2
IE		34	27	0	0	0	1
EL		44	58	2	0	0	0
ES		37	27	0	0	1	1
FR		48	39	0	0	1	4
HR		41	39	0	0	1	1
IT		39	36	0	1	0	1
CY		52	50	0	0	0	0
LV		30	34	0	0	0	2
LT		27	38	1	0	1	1
LU		56	37	2	1	0	2
HU		31	31	0	0	0	1
MT		41	23	0	0	0	1
NL		51	45	0	0	0	0
AT		42	34	1	0	1	1
PL		22	21	0	0	0	1
PT		33	18	4	1	0	2
RO		27	27	0	0	0	2
SI		36	37	1	0	1	1
SK		46	42	0	0	0	0
FI		61	30	0	0	2	3
SE		61	34	0	0	0	1

Standard Eurobarometer 105  
Spring 2026

QA7b Which of the following are the main reasons why you personally do not trust the European Union? (MAX. 3 ANSWERS) (%)

		The decisions taken by the EU are not made in a democratic way	The EU is deteriorating (OUR COUNTRY)'s prosperity	The EU is too distant from the concerns of citizens	You do not have enough information about the activities of the EU	You do not trust the people in charge of the EU activities (MEPs, Commissioners, officials)	The EU does not have enough influence to tackle global issues	The EU does not engage sufficiently with citizens like you	The EU does not treat all Member States fairly to reach common interest
EU27		20	20	41	15	31	23	21	23
EURO		20	21	45	15	31	24	23	22
NON EURO		20	18	23	15	30	18	14	31
BE		20	18	41	19	42	28	20	12
BG		16	16	43	11	37	14	21	36
CZ		20	21	19	15	34	23	7	32
DK		23	19	57	17	37	31	30	16
DE		18	23	56	12	27	27	29	16
EE		19	20	43	16	24	25	16	25
IE		21	9	27	31	22	23	29	19
EL		22	20	52	16	30	24	38	41
ES		19	10	42	10	34	22	23	25
FR		16	24	48	21	35	21	20	18
HR		16	16	32	15	36	23	27	25
IT		26	21	37	16	27	23	21	23
CY		18	11	44	8	30	23	44	37
LV		13	24	39	11	20	23	15	20
LT		18	10	42	10	26	36	16	26
LU		27	6	47	20	36	25	21	19
HU		22	20	20	13	33	14	13	37
MT		23	24	34	19	34	21	32	27
NL		24	22	44	13	23	44	16	24
AT		24	41	41	12	34	16	22	22
PL		17	14	19	16	30	17	11	32
PT		6	9	38	17	24	13	8	30
RO		21	18	22	13	26	13	19	32
SI		19	17	29	14	32	20	22	30
SK		18	20	23	11	43	21	17	41
FI		24	27	34	15	22	29	8	38
SE		26	18	43	23	31	26	20	16

QA7b Which of the following are the main reasons why you personally do not trust the European Union? (MAX. 3 ANSWERS) (%)

		The EU does not protect democracy and fundamental values	Being a member of the EU puts (OUR COUNTRY) at risk of external threats	You are generally against the EU (SPONTANEOUS)	You generally do not trust political institutions / politicians (SPONTANEOUS)	Other (SPONTANEOUS)	Don't know
EU27		17	14	0	1	1	1
EURO		17	14	0	1	1	1
NON EURO		16	17	0	1	0	2
BE		13	18	0	0	0	0
BG		9	36	0	1	0	3
CZ		11	12	0	0	0	8
DK		23	7	0	0	1	0
DE		15	15	1	1	0	0
EE		14	16	2	1	1	1
IE		18	16	0	1	0	2
EL		20	11	0	0	0	0
ES		16	6	0	1	2	2
FR		18	15	0	0	1	1
HR		14	24	0	1	1	1
IT		18	14	0	0	0	1
CY		18	8	0	0	0	4
LV		13	13	0	1	1	3
LT		11	12	0	0	2	0
LU		20	12	1	0	1	1
HU		17	32	0	0	0	1
MT		15	22	0	0	1	0
NL		17	15	0	0	1	1
AT		28	28	0	1	1	1
PL		11	18	0	3	0	1
PT		5	9	0	7	1	1
RO		20	15	0	0	0	1
SI		19	11	0	0	1	1
SK		16	14	0	0	0	0
FI		11	12	0	1	2	3
SE		26	7	0	0	3	1











Standard Eurobarometer 105  
Spring 2026

D78 In general, does the EU conjure up for you a very positive, fairly positive, neutral, fairly negative or very negative image? (%)

		Very positive		Fairly positive		Neutral		Fairly negative		Very negative		Don't know		Total 'Positive'		Total 'Negative'	
		Mar/Apr 2026		Mar/Apr 2026		Mar/Apr 2026		Mar/Apr 2026		Mar/Apr 2026		Mar/Apr 2026		Mar/Apr 2026		Mar/Apr 2026	
		Diff.	Mar/Apr 2026 - Oct/Nov 2025	Diff.	Mar/Apr 2026 - Oct/Nov 2025	Diff.	Mar/Apr 2026 - Oct/Nov 2025	Diff.	Mar/Apr 2026 - Oct/Nov 2025	Diff.	Mar/Apr 2026 - Oct/Nov 2025	Diff.	Mar/Apr 2026 - Oct/Nov 2025	Diff.	Mar/Apr 2026 - Oct/Nov 2025	Diff.	Mar/Apr 2026 - Oct/Nov 2025
EU27		6	1	39	2	35	-3	15	0	4	0	1	0	45	3	19	0
EURO		5	1	39	2	36	-2	16	0	4	0	0	-1	44	3	20	0
NON EURO		7	0	42	3	34	-4	13	1	3	0	1	0	49	3	16	1
BE		4	0	35	3	35	-4	20	0	6	1	0	0	39	3	26	1
BG		11	1	40	4	24	-4	17	2	7	-3	1	0	51	5	24	-1
CZ		3	-2	30	6	41	-2	19	-2	6	0	1	0	33	4	25	-2
DK		14	2	51	8	26	-6	7	-2	2	-1	0	-1	65	10	9	-3
DE		5	0	43	2	36	-3	13	1	3	0	0	0	48	2	16	1
EE		4	0	39	2	39	-1	12	-3	5	1	1	1	43	2	17	-2
IE		22	4	42	-3	28	2	6	-2	2	-1	0	0	64	1	8	-3
EL		4	1	25	-3	35	-5	26	4	10	3	0	0	29	-2	36	7
ES		6	1	37	4	37	-4	16	0	3	-1	1	0	43	5	19	-1
FR		4	2	31	3	39	0	17	-6	8	1	1	0	35	5	25	-5
HR		7	0	41	2	32	-7	14	1	6	4	0	0	48	2	20	5
IT		5	1	38	-2	37	-1	18	3	2	-1	0	0	43	-1	20	2
CY		4	1	32	5	42	1	16	-2	6	-2	0	-3	36	6	22	-4
LV		5	-1	38	-1	43	-1	11	2	2	1	1	0	43	-2	13	3
LT		9	2	48	2	36	-5	5	0	2	1	0	0	57	4	7	1
LU		9	3	48	3	27	-1	13	-3	3	-1	0	-1	57	6	16	-4
HU		5	1	35	-3	39	-3	18	4	3	1	0	0	40	-2	21	5
MT		11	7	39	-3	35	-5	11	-1	3	1	1	1	50	4	14	0
NL		5	0	45	3	29	-6	16	4	5	-1	0	0	50	3	21	3
AT		11	4	31	-3	32	-1	16	1	10	0	0	-1	42	1	26	1
PL		7	1	46	4	34	-8	10	2	3	1	0	0	53	5	13	3
PT		3	-1	66	1	24	1	6	0	0	-1	1	0	69	0	6	-1
RO		7	1	37	-4	34	0	15	3	5	1	2	-1	44	-3	20	4
SI		4	-2	33	0	45	4	15	-1	3	-1	0	0	37	-2	18	-2
SK		10	3	35	-2	32	-5	17	3	6	1	0	0	45	1	23	4
FI		5	0	39	3	42	-1	11	-3	2	0	1	1	44	3	13	-3
SE		10	-2	50	7	29	-2	9	-1	2	-2	0	0	60	5	11	-3





























Standard Eurobarometer 105  
Spring 2026

D78 In general, does the EU conjure up for you a very positive, fairly positive, neutral, fairly negative or very negative image? (%)

		Very positive		Fairly positive		Neutral		Fairly negative		Very negative		Don't know		Total 'Positive'		Total 'Negative'	
		Mar/Apr 2026		Mar/Apr 2026		Mar/Apr 2026		Mar/Apr 2026		Mar/Apr 2026		Mar/Apr 2026		Mar/Apr 2026		Mar/Apr 2026	
		Diff.	Mar/Apr 2026 - Oct/Nov 2025	Diff.	Mar/Apr 2026 - Oct/Nov 2025	Diff.	Mar/Apr 2026 - Oct/Nov 2025	Diff.	Mar/Apr 2026 - Oct/Nov 2025	Diff.	Mar/Apr 2026 - Oct/Nov 2025	Diff.	Mar/Apr 2026 - Oct/Nov 2025	Diff.	Mar/Apr 2026 - Oct/Nov 2025	Diff.	Mar/Apr 2026 - Oct/Nov 2025
EU27		6	1	39	2	35	-3	15	0	4	0	1	0	45	3	19	0
EURO		5	1	39	2	36	-2	16	0	4	0	0	-1	44	3	20	0
NON EURO		7	0	42	3	34	-4	13	1	3	0	1	0	49	3	16	1
TR		18	11	24	-11	26	-3	10	-10	21	12	1	1	42	0	31	2
MK		17	4	41	1	28	-4	9	-2	5	1	0	0	58	5	14	-1
ME		3	-14	60	37	26	-5	9	-7	1	-6	1	-5	63	23	10	-13
RS		8	-1	24	-1	34	5	22	-3	12	0	0	0	32	-2	34	-3
AL		25	0	58	4	14	0	3	-3	0	-1	0	0	83	4	3	-4
MD		10	-2	30	-7	39	9	10	0	7	1	4	-1	40	-9	17	1
UK		9	2	29	-1	42	2	14	0	5	-1	1	-2	38	1	19	-1
BA		13	-2	38	-1	33	4	13	0	3	-1	0	0	51	-3	16	-1
XK		29	-6	44	3	22	4	2	-1	1	0	2	0	73	-3	3	-1
TCC		9	-18	36	7	48	20	6	-1	1	-8	0	0	45	-11	7	-9
GE		10	-1	21	-4	53	3	7	0	7	2	2	0	31	-5	14	2





























Standard Eurobarometer 105  
Spring 2026

QA8 Generally speaking, do you think that (OUR COUNTRY)'S membership of the EU is...? (%)

		A good thing		A bad thing		Neither good nor bad		Don't know	
		Mar/Apr 2026	Diff. Mar/Apr 2026 - Nov 2025	Mar/Apr 2026	Diff. Mar/Apr 2026 - Nov 2025	Mar/Apr 2026	Diff. Mar/Apr 2026 - Nov 2025	Mar/Apr 2026	Diff. Mar/Apr 2026 - Nov 2025
EU27		58	-4	12	1	29	3	1	0
EURO		59	-5	12	1	28	4	1	0
NON EURO		56	-1	14	2	30	0	0	-1
BE		61	-4	12	2	27	2	0	0
BG		49	3	16	-1	33	-2	2	0
CZ		40	-2	17	2	42	0	1	0
DK		82	-3	5	0	13	4	0	-1
DE		69	-3	9	0	21	2	1	1
EE		66	-5	8	1	25	3	1	1
IE		85	-1	3	-4	11	4	1	1
EL		34	-6	22	4	44	3	0	-1
ES		69	-3	8	-1	23	5	0	-1
FR		44	-9	17	2	37	6	2	1
HR		54	-3	15	-2	31	5	0	0
IT		46	-6	14	2	38	3	2	1
CY		64	-1	9	0	27	2	0	-1
LV		58	-11	6	-1	35	12	1	0
LT		71	-6	3	0	25	5	1	1
LU		85	2	5	0	10	-2	0	0
HU		50	-5	11	4	39	1	0	0
MT		67	-4	5	-1	28	6	0	-1
NL		70	-11	10	2	20	9	0	0
AT		49	-2	26	5	24	-3	1	0
PL		58	1	12	1	30	-2	0	0
PT		83	-1	4	2	13	0	0	-1
RO		43	-6	23	4	33	3	1	-1
SI		60	-4	9	0	31	4	0	0
SK		57	-3	10	3	33	0	0	0
FI		75	-1	6	-2	18	3	1	0
SE		82	-3	7	2	11	1	0	0








Standard Eurobarometer 105  
Spring 2026

QA9 Taking everything into account, would you say that (OUR COUNTRY) has on balance benefited or not from being a member of the EU? (%)

		Benefited		Not benefited		Don't know	
		Mar/Apr 2026	Diff. Mar/Apr 2026 - Oct/Nov 2025	Mar/Apr 2026	Diff. Mar/Apr 2026 - Oct/Nov 2025	Mar/Apr 2026	Diff. Mar/Apr 2026 - Oct/Nov 2025
EU27		72	-2	23	2	5	0
EURO		71	-2	24	2	5	0
NON EURO		77	0	19	0	4	0
BE		72	-4	24	2	4	2
BG		54	0	33	0	13	0
CZ		63	-2	31	2	6	0
DK		89	-2	6	0	5	2
DE		74	-3	21	2	5	1
EE		82	0	13	0	5	0
IE		93	1	5	-1	2	0
EL		57	-17	38	14	5	3
ES		82	2	15	-1	3	-1
FR		58	-3	33	2	9	1
HR		79	-5	16	2	5	3
IT		64	-3	33	4	3	-1
CY		73	2	20	-5	7	3
LV		72	-7	22	5	6	2
LT		92	0	4	-1	4	1
LU		91	1	6	-1	3	0
HU		73	-9	22	7	5	2
MT		91	-5	6	4	3	1
NL		79	-3	19	3	2	0
AT		58	-2	38	3	4	-1
PL		83	-2	14	1	3	1
PT		92	-3	5	3	3	0
RO		69	-1	27	1	4	0
SI		81	-1	16	0	3	1
SK		81	-1	14	0	5	1
FI		79	-3	15	1	6	2
SE		78	-2	16	1	6	1

Standard Eurobarometer 105  
Spring 2026

QA9a Generally speaking, do you think that (OUR COUNTRY)'S membership of the EU would be...? (%)

		A good thing		A bad thing		Neither good nor bad		Refusal (SPONTANEOUS)		Don't know	
		Mar/Apr 2026	Diff. Mar/Apr 2026 - Oct/Nov 2025	Mar/Apr 2026	Diff. Mar/Apr 2026 - Oct/Nov 2025	Mar/Apr 2026	Diff. Mar/Apr 2026 - Oct/Nov 2025	Mar/Apr 2026	Diff. Mar/Apr 2026 - Oct/Nov 2025	Mar/Apr 2026	Diff. Mar/Apr 2026 - Oct/Nov 2025
TR		46	4	26	7	27	-12	0	0	1	1
MK		62	7	9	-3	29	-4	0	0	0	0
ME		66	28	10	4	22	-30	1	-3	1	1
RS		35	-3	30	0	35	3	0	0	0	0
AL		84	4	5	1	10	-6	0	0	1	1
MD		41	-5	17	3	36	3	0	-1	6	0
BA		48	-1	27	5	25	-3	0	0	0	-1
GE		51	-4	9	1	34	2	0	0	6	1

Standard Eurobarometer 105  
Spring 2026

QA9b Taking everything into account, would you say that (OUR COUNTRY) would benefit or not from being a member of the EU? (%)

		Would benefit		Would not benefit		Refusal (SPONTANEOUS)		Don't know	
		Mar/Apr 2026	Diff. Mar/Apr 2026 - Oct/Nov 2025	Mar/Apr 2026	Diff. Mar/Apr 2026 - Oct/Nov 2025	Mar/Apr 2026	Diff. Mar/Apr 2026 - Oct/Nov 2025	Mar/Apr 2026	Diff. Mar/Apr 2026 - Oct/Nov 2025
TR		56	2	41	-2	0	0	3	0
MK		79	2	18	-3	1	0	2	1
ME		75	29	18	-22	3	-7	4	0
RS		55	-1	41	2	0	0	4	-1
AL		90	5	8	-1	0	-1	2	-3
MD		54	-3	35	4	0	0	11	-1
BA		63	-1	34	2	0	0	3	-1
GE		68	-4	20	3	1	1	11	0

QA9c Generally speaking, do you think that for the Turkish Cypriot Community the full application of EU legislation would be...? (%)

		A good thing	A bad thing	Neither good nor bad	Refusal (SPONTANEOUS)	Don't know	
TCC	Mar/Apr 2026						
	Diff. Mar/Apr 2026 - Oct/Nov 2025	39	-13	28	8	33	5
	Mar/Apr 2026						
	Diff. Mar/Apr 2026 - Oct/Nov 2025	0	0	0	0	0	0
	Mar/Apr 2026						
	Diff. Mar/Apr 2026 - Oct/Nov 2025	0	0	0	0	0	0
	Mar/Apr 2026						
	Diff. Mar/Apr 2026 - Oct/Nov 2025	0	0	0	0	0	0
	Mar/Apr 2026						
	Diff. Mar/Apr 2026 - Oct/Nov 2025	0	0	0	0	0	0

**Standard Eurobarometer 105**  
**Spring 2026**

QA9d Taking everything into consideration, would you say that the Turkish Cypriot Community would benefit or not from the full application of the EU legislation? (%)

	Would benefit		Would not benefit		Refusal (SPONTANEOUS)		Don't know	
	Mar/Apr 2026	Diff. Mar/Apr 2026 - Oct/Nov 2025	Mar/Apr 2026	Diff. Mar/Apr 2026 - Oct/Nov 2025	Mar/Apr 2026	Diff. Mar/Apr 2026 - Oct/Nov 2025	Mar/Apr 2026	Diff. Mar/Apr 2026 - Oct/Nov 2025
TCC	77	9	23	-9	0	0	0	0































Standard Eurobarometer 105  
Spring 2026

QA9f Taking everything into consideration, would you say that our Territory would benefit or not from the full application of the EU legislation? (%)

	Would benefit		Would not benefit		Refusal (SPONTANEOUS)		Don't know	
	Mar/Apr 2026	Diff. Mar/Apr 2026 - Oct/Nov 2025	Mar/Apr 2026	Diff. Mar/Apr 2026 - Oct/Nov 2025	Mar/Apr 2026	Diff. Mar/Apr 2026 - Oct/Nov 2025	Mar/Apr 2026	Diff. Mar/Apr 2026 - Oct/Nov 2025
XK	81	-2	7	1	0	0	12	1

QA10.1 People disagree about the advantages and disadvantages of (OUR COUNTRY) belonging to the European Union. I am going to read out some points and, for each one, I would like you to tell me if (OUR COUNTRY) being in the European Union has a very good, fairly good, fairly bad or very bad effect.

**Our country's security (%)**

		A very good effect		A fairly good effect		A fairly bad effect		A very bad effect		Don't know	Total 'Good effect'		Total 'Bad effect'		
		Mar/Apr 2026	Diff. Mar/Apr 2026 - Sep/Oct 2006	Mar/Apr 2026	Diff. Mar/Apr 2026 - Sep/Oct 2006	Mar/Apr 2026	Diff. Mar/Apr 2026 - Sep/Oct 2006	Mar/Apr 2026	Diff. Mar/Apr 2026 - Sep/Oct 2006		Mar/Apr 2026	Diff. Mar/Apr 2026 - Sep/Oct 2006	Mar/Apr 2026	Diff. Mar/Apr 2026 - Sep/Oct 2006	
EU27		19	7	58	3	16	-3	3	-1	4	-6	77	10	19	-4
EURO		18	0	58	0	17	0	3	0	4	0	76	0	20	0
NON EURO		25	0	55	0	14	0	3	0	3	0	80	0	17	0
BE		18	4	62	2	16	-4	3	0	1	-2	80	6	19	-4
BG		18	0	48	0	18	0	8	0	8	0	66	0	26	0
CZ		18	2	51	-15	22	10	4	2	5	1	69	-13	26	12
DK		53	22	40	-7	3	-9	1	-1	3	-5	93	15	4	-10
DE		20	3	60	4	13	-6	2	0	5	-1	80	7	15	-6
EE		20	2	57	-10	13	10	4	4	6	-6	77	-8	17	14
IE		35	16	48	-3	11	-2	1	-3	5	-8	83	13	12	-5
EL		12	-14	53	-5	26	15	6	3	3	1	65	-19	32	18
ES		30	19	53	7	13	-8	1	-2	3	-16	83	26	14	-10
FR		6	0	61	3	21	1	7	3	5	-7	67	3	28	4
HR		18	0	56	0	14	0	7	0	5	0	74	0	21	0
IT		12	1	60	3	23	5	2	-3	3	-6	72	4	25	2
CY		27	2	57	-2	10	2	2	0	4	-2	84	0	12	2
LV		22	-11	54	8	15	4	2	1	7	-2	76	-3	17	5
LT		29	10	57	-5	8	1	1	1	5	-7	86	5	9	2
LU		36	15	50	1	9	-11	3	-1	2	-4	86	16	12	-12
HU		15	2	55	-3	24	6	4	2	2	-7	70	-1	28	8
MT		20	8	61	4	13	-4	2	-2	4	-6	81	12	15	-6
NL		24	12	59	-1	11	-8	5	2	1	-5	83	11	16	-6
AT		24	13	42	-5	23	-3	7	3	4	-8	66	8	30	0
PL		27	13	57	-13	11	4	2	1	3	-5	84	0	13	5
PT		9	3	70	17	18	-9	1	-3	2	-8	79	20	19	-12
RO		23	0	54	0	16	0	3	0	4	0	77	0	19	0
SI		17	-2	61	-7	14	6	4	2	4	1	78	-9	18	8
SK		25	10	55	-12	14	1	3	2	3	-1	80	-2	17	3
FI		18	7	68	4	9	-8	1	0	4	-3	86	11	10	-8
SE		19	10	66	14	10	-15	1	-2	4	-7	85	24	11	-17





























QA10.2 People disagree about the advantages and disadvantages of (OUR COUNTRY) belonging to the European Union. I am going to read out some points and, for each one, I would like you to tell me if (OUR COUNTRY) being in the European Union has a very good, fairly good, fairly bad or very bad effect.

**Our economy (%)**

		A very good effect		A fairly good effect		A fairly bad effect		A very bad effect		Don't know	Total 'Good effect'		Total 'Bad effect'		
		Mar/Apr 2026	Diff. Mar/Apr 2026 - Sep/Oct 2006	Mar/Apr 2026	Diff. Mar/Apr 2026 - Sep/Oct 2006	Mar/Apr 2026	Diff. Mar/Apr 2026 - Sep/Oct 2006	Mar/Apr 2026	Diff. Mar/Apr 2026 - Sep/Oct 2006		Mar/Apr 2026	Diff. Mar/Apr 2026 - Sep/Oct 2006	Mar/Apr 2026	Diff. Mar/Apr 2026 - Sep/Oct 2006	
EU27		16	6	48	2	26	-4	6	0	4	-4	64	8	32	-4
EURO		15	0	48	0	27	0	6	0	4	0	63	0	33	0
NON EURO		19	0	50	0	21	0	6	0	4	0	69	0	27	0
BE		10	-2	51	-6	31	7	6	2	2	-1	61	-8	37	9
BG		9	0	43	0	26	0	14	0	8	0	52	0	40	0
CZ		13	2	39	-13	35	7	8	3	5	1	52	-11	43	10
DK		33	4	51	-1	9	-3	2	1	5	-1	84	3	11	-2
DE		18	7	53	10	22	-14	3	-2	4	-1	71	17	25	-16
EE		11	-4	55	-12	19	11	8	8	7	-3	66	-16	27	19
IE		40	-1	46	-3	9	5	2	1	3	-2	86	-4	11	6
EL		6	-14	31	-13	43	16	16	7	4	4	37	-27	59	23
ES		27	16	48	-3	18	0	4	0	3	-13	75	13	22	0
FR		5	2	41	0	36	-4	10	1	8	1	46	2	46	-3
HR		16	0	48	0	25	0	8	0	3	0	64	0	33	0
IT		8	0	43	5	41	2	5	-3	3	-4	51	5	46	-1
CY		11	6	57	15	26	-14	3	-5	3	-2	68	21	29	-19
LV		11	-3	43	2	34	3	5	0	7	-2	54	-1	39	3
LT		25	9	57	-4	13	1	1	0	4	-6	82	5	14	1
LU		35	13	50	4	10	-15	1	-1	4	-1	85	17	11	-16
HU		14	10	52	14	28	-16	4	-3	2	-5	66	24	32	-19
MT		25	21	63	17	8	-24	1	-6	3	-8	88	38	9	-30
NL		26	8	52	-4	18	-3	3	1	1	-2	78	4	21	-2
AT		26	13	39	-6	22	-10	10	6	3	-3	65	7	32	-4
PL		21	9	53	-14	16	3	5	4	5	-2	74	-5	21	7
PT		9	3	72	37	12	-28	1	-9	6	-3	81	40	13	-37
RO		16	0	44	0	26	0	10	0	4	0	60	0	36	0
SI		13	2	60	-2	20	0	4	0	3	0	73	0	24	0
SK		20	9	55	-4	17	-6	4	2	4	-1	75	5	21	-4
FI		10	4	58	8	25	-10	3	-1	4	-1	68	12	28	-11
SE		16	10	60	11	16	-16	3	-2	5	-3	76	21	19	-18

QA10.3 People disagree about the advantages and disadvantages of (OUR COUNTRY) belonging to the European Union. I am going to read out some points and, for each one, I would like you to tell me if (OUR COUNTRY) being in the European Union has a very good, fairly good, fairly bad or very bad effect.

**Our standard of living (%)**

		A very good effect		A fairly good effect		A fairly bad effect		A very bad effect		Don't know	Total 'Good effect'		Total 'Bad effect'		
		Mar/Apr 2026	Diff. Mar/Apr 2026 - Sep/Oct 2006	Mar/Apr 2026	Diff. Mar/Apr 2026 - Sep/Oct 2006	Mar/Apr 2026	Diff. Mar/Apr 2026 - Sep/Oct 2006	Mar/Apr 2026	Diff. Mar/Apr 2026 - Sep/Oct 2006		Mar/Apr 2026	Diff. Mar/Apr 2026 - Sep/Oct 2006	Mar/Apr 2026	Diff. Mar/Apr 2026 - Sep/Oct 2006	
EU27		15	7	51	7	24	-9	5	0	5	-5	66	14	29	-9
EURO		14	0	50	0	26	0	5	0	5	0	64	0	31	0
NON EURO		18	0	55	0	18	0	4	0	5	0	73	0	22	0
BE		11	0	52	-2	30	1	5	1	2	0	63	-2	35	2
BG		8	0	42	0	25	0	16	0	9	0	50	0	41	0
CZ		14	3	49	-10	25	3	5	3	7	1	63	-7	30	6
DK		31	6	54	2	9	-5	1	0	5	-3	85	8	10	-5
DE		14	8	55	17	22	-21	3	-2	6	-2	69	25	25	-23
EE		11	1	55	-9	18	4	7	6	9	-2	66	-8	25	10
IE		38	-3	47	0	9	3	2	1	4	-1	85	-3	11	4
EL		6	-14	37	-10	40	16	13	5	4	3	43	-24	53	21
ES		27	17	50	1	16	-6	3	0	4	-12	77	18	19	-6
FR		4	1	42	8	36	-8	9	-1	9	0	46	9	45	-9
HR		15	0	46	0	25	0	10	0	4	0	61	0	35	0
IT		10	3	50	5	32	-4	4	-2	4	-2	60	8	36	-6
CY		11	4	59	8	24	-6	2	-3	4	-3	70	12	26	-9
LV		12	1	56	16	23	-11	3	-5	6	-1	68	17	26	-16
LT		26	14	59	-1	10	-7	2	1	3	-7	85	13	12	-6
LU		30	10	49	4	15	-11	3	-1	3	-2	79	14	18	-12
HU		11	9	60	28	23	-25	3	-7	3	-5	71	37	26	-32
MT		21	13	63	15	12	-17	2	-4	2	-7	84	28	14	-21
NL		20	10	56	-3	19	-3	3	1	2	-5	76	7	22	-2
AT		22	12	39	-3	25	-9	11	6	3	-6	61	9	36	-3
PL		22	16	56	0	14	-9	3	2	5	-9	78	16	17	-7
PT		9	3	69	30	19	-20	0	-9	3	-4	78	33	19	-29
RO		14	0	47	0	26	0	10	0	3	0	61	0	36	0
SI		12	5	57	3	23	-7	5	-1	3	0	69	8	28	-8
SK		19	10	56	-1	17	-9	4	1	4	-1	75	9	21	-8
FI		8	2	64	11	21	-11	2	-1	5	-1	72	13	23	-12
SE		13	6	66	13	14	-13	1	-1	6	-5	79	19	15	-14





























QA10.4 People disagree about the advantages and disadvantages of (OUR COUNTRY) belonging to the European Union. I am going to read out some points and, for each one, I would like you to tell me if (OUR COUNTRY) being in the European Union has a very good, fairly good, fairly bad or very bad effect.

**Our agriculture (%)**

		A very good effect		A fairly good effect		A fairly bad effect		A very bad effect		Don't know	Total 'Good effect'		Total 'Bad effect'		
		Mar/Apr 2026	Diff. Mar/Apr 2026 - Sep/Oct 2006	Mar/Apr 2026	Diff. Mar/Apr 2026 - Sep/Oct 2006	Mar/Apr 2026	Diff. Mar/Apr 2026 - Sep/Oct 2006	Mar/Apr 2026	Diff. Mar/Apr 2026 - Sep/Oct 2006		Mar/Apr 2026	Diff. Mar/Apr 2026 - Sep/Oct 2006	Mar/Apr 2026	Diff. Mar/Apr 2026 - Sep/Oct 2006	
EU27		11	3	42	7	30	-4	11	1	6	-7	53	10	41	-3
EURO		9	0	42	0	31	0	12	0	6	0	51	0	43	0
NON EURO		15	0	43	0	27	0	9	0	6	0	58	0	36	0
BE		6	-1	36	-2	42	2	15	7	1	-6	42	-3	57	9
BG		6	0	33	0	27	0	24	0	10	0	39	0	51	0
CZ		10	4	32	2	39	-5	13	-4	6	3	42	6	52	-9
DK		28	-8	38	7	20	-1	4	0	10	2	66	-1	24	-1
DE		10	4	50	19	28	-16	5	-4	7	-3	60	23	33	-20
EE		6	-7	40	-9	26	6	14	11	14	-1	46	-16	40	17
IE		28	3	51	12	13	-1	2	-3	6	-11	79	15	15	-4
EL		7	-11	28	-13	35	6	25	14	5	4	35	-24	60	20
ES		14	5	37	3	26	1	16	8	7	-17	51	8	42	9
FR		4	-2	29	-2	39	2	22	9	6	-7	33	-4	61	11
HR		15	0	37	0	31	0	15	0	2	0	52	0	46	0
IT		8	2	51	6	30	2	7	-1	4	-9	59	8	37	1
CY		8	2	43	8	29	-7	9	-1	11	-2	51	10	38	-8
LV		9	-4	41	7	33	4	9	-4	8	-3	50	3	42	0
LT		18	3	54	1	18	0	3	1	7	-5	72	4	21	1
LU		16	4	46	5	24	-3	4	0	10	-6	62	9	28	-3
HU		10	8	45	24	35	-13	7	-16	3	-3	55	32	42	-29
MT		10	-1	56	10	24	6	4	-2	6	-13	66	9	28	4
NL		12	4	42	12	34	-9	8	-1	4	-6	54	16	42	-10
AT		21	11	33	-3	27	-11	13	3	6	0	54	8	40	-8
PL		19	3	48	-13	20	5	8	7	5	-2	67	-10	28	12
PT		6	2	58	27	26	-15	5	-10	5	-4	64	29	31	-25
RO		13	0	44	0	26	0	13	0	4	0	57	0	39	0
SI		8	1	38	-5	37	1	12	3	5	0	46	-4	49	4
SK		12	5	41	3	30	-8	13	2	4	-2	53	8	43	-6
FI		4	0	41	22	36	-16	12	-9	7	3	45	22	48	-25
SE		10	0	37	6	34	-1	8	-5	11	0	47	6	42	-6





























QA10.5 People disagree about the advantages and disadvantages of (OUR COUNTRY) belonging to the European Union. I am going to read out some points and, for each one, I would like you to tell me if (OUR COUNTRY) being in the European Union has a very good, fairly good, fairly bad or very bad effect.

**Our influence in the world (%)**





























		A very good effect		A fairly good effect		A fairly bad effect		A very bad effect		Don't know	Total 'Good effect'		Total 'Bad effect'		
		Mar/Apr 2026	Diff. Mar/Apr 2026 - Sep/Oct 2006	Mar/Apr 2026	Diff. Mar/Apr 2026 - Sep/Oct 2006	Mar/Apr 2026	Diff. Mar/Apr 2026 - Sep/Oct 2006	Mar/Apr 2026	Diff. Mar/Apr 2026 - Sep/Oct 2006		Mar/Apr 2026	Diff. Mar/Apr 2026 - Sep/Oct 2006	Mar/Apr 2026	Diff. Mar/Apr 2026 - Sep/Oct 2006	
EU27		16	5	53	-1	20	1	5	1	6	-6	69	4	25	2
EURO		15	0	54	0	20	0	5	0	6	0	69	0	25	0
NON EURO		18	0	54	0	18	0	5	0	5	0	72	0	23	0
BE		11	-5	55	-6	26	9	6	4	2	-2	66	-11	32	13
BG		12	0	42	0	19	0	11	0	16	0	54	0	30	0
CZ		15	2	45	-14	28	13	6	3	6	-4	60	-12	34	16
DK		44	17	46	-4	5	-7	1	-1	4	-5	90	13	6	-8
DE		15	-1	57	-2	18	3	3	2	7	-2	72	-3	21	5
EE		11	1	52	-8	16	8	6	5	15	-6	63	-7	22	13
IE		33	12	49	-4	9	2	2	0	7	-10	82	8	11	2
EL		16	-16	50	1	23	10	7	2	4	3	66	-15	30	12
ES		24	12	50	-3	16	4	4	2	6	-15	74	9	20	6
FR		8	0	52	-3	23	2	8	3	9	-2	60	-3	31	5
HR		18	0	51	0	16	0	8	0	7	0	69	0	24	0
IT		13	5	50	-4	27	4	5	0	5	-5	63	1	32	4
CY		7	-3	55	0	22	5	5	2	11	-4	62	-3	27	7
LV		7	-11	47	0	26	12	5	2	15	-3	54	-11	31	14
LT		19	8	55	-1	14	4	1	-1	11	-10	74	7	15	3
LU		23	3	58	6	11	-5	3	1	5	-5	81	9	14	-4
HU		12	4	54	0	25	3	3	0	6	-7	66	4	28	3
MT		16	8	62	14	15	1	1	-3	6	-20	78	22	16	-2
NL		16	7	59	6	17	-8	3	-1	5	-4	75	13	20	-9
AT		25	13	42	-9	24	5	3	-1	6	-8	67	4	27	4
PL		19	8	58	-4	15	2	3	3	5	-9	77	4	18	5
PT		15	7	77	22	5	-14	0	-4	3	-11	92	29	5	-18
RO		13	0	50	0	23	0	9	0	5	0	63	0	32	0
SI		7	-6	49	-9	28	9	11	7	5	-1	56	-15	39	16
SK		16	4	53	-6	18	2	5	2	8	-2	69	-2	23	4
FI		19	12	56	5	19	-12	2	-3	4	-2	75	17	21	-15
SE		23	11	58	7	14	-8	1	-3	4	-7	81	18	15	-11

QA10.6 People disagree about the advantages and disadvantages of (OUR COUNTRY) belonging to the European Union. I am going to read out some points and, for each one, I would like you to tell me if (OUR COUNTRY) being in the European Union has a very good, fairly good, fairly bad or very bad effect.











**Employment in our country (%)**

		A very good effect		A fairly good effect		A fairly bad effect		A very bad effect		Don't know	Total 'Good effect'		Total 'Bad effect'		
		Mar/Apr 2026	Diff. Mar/Apr 2026 - Sep/Oct 2006	Mar/Apr 2026	Diff. Mar/Apr 2026 - Sep/Oct 2006	Mar/Apr 2026	Diff. Mar/Apr 2026 - Sep/Oct 2006	Mar/Apr 2026	Diff. Mar/Apr 2026 - Sep/Oct 2006		Mar/Apr 2026	Diff. Mar/Apr 2026 - Sep/Oct 2006	Mar/Apr 2026	Diff. Mar/Apr 2026 - Sep/Oct 2006	
EU27		10	5	48	15	29	-11	6	-5	7	-4	58	20	35	-16
EURO		9	0	46	0	31	0	7	0	7	0	55	0	38	0
NON EURO		14	0	52	0	21	0	5	0	8	0	66	0	26	0
BE		6	2	48	5	36	-7	7	0	3	0	54	7	43	-7
BG		8	0	41	0	28	0	11	0	12	0	49	0	39	0
CZ		11	4	45	-6	28	-3	6	0	10	5	56	-2	34	-3
DK		31	9	49	0	9	-7	1	-1	10	-1	80	9	10	-8
DE		9	6	53	32	26	-29	4	-11	8	2	62	38	30	-40
EE		6	-5	45	-14	21	5	11	9	17	5	51	-19	32	14
IE		36	3	48	0	10	3	1	-3	5	-3	84	3	11	0
EL		5	-7	33	-2	42	5	15	1	5	3	38	-9	57	6
ES		16	8	49	9	22	-3	7	3	6	-17	65	17	29	0
FR		2	0	35	11	41	-7	9	-7	13	3	37	11	50	-14
HR		14	0	49	0	24	0	9	0	4	0	63	0	33	0
IT		6	1	42	10	41	-2	7	-3	4	-6	48	11	48	-5
CY		8	3	57	25	25	-22	6	-4	4	-2	65	28	31	-26
LV		5	-5	40	9	38	3	6	-8	11	1	45	4	44	-5
LT		16	4	54	-4	21	5	3	2	6	-7	70	0	24	7
LU		24	15	59	27	10	-32	4	-7	3	-3	83	42	14	-39
HU		10	7	59	27	24	-21	3	-9	4	-4	69	34	27	-30
MT		21	17	53	22	20	-15	3	-13	3	-11	74	39	23	-28
NL		15	8	61	11	18	-15	2	-1	4	-3	76	19	20	-16
AT		20	11	39	9	26	-18	8	-2	7	0	59	20	34	-20
PL		15	9	59	13	16	-14	3	-2	7	-6	74	22	19	-16
PT		8	3	60	35	25	-19	1	-15	6	-4	68	38	26	-34
RO		14	0	39	0	29	0	14	0	4	0	53	0	43	0
SI		8	5	56	12	23	-15	6	-3	7	1	64	17	29	-18
SK		14	5	60	7	17	-8	5	-3	4	-1	74	12	22	-11
FI		2	0	40	-4	41	0	5	1	12	3	42	-4	46	1
SE		7	3	57	19	20	-20	2	-4	14	2	64	22	22	-24





























QA11.1 Have you heard of...?  
**The European Parliament (%)**

		Yes		No		Don't know	
		Mar/Apr 2026	Diff. Mar/Apr 2026 - Oct/Nov 2025	Mar/Apr 2026	Diff. Mar/Apr 2026 - Oct/Nov 2025	Mar/Apr 2026	Diff. Mar/Apr 2026 - Oct/Nov 2025
EU27		91	0	8	-1	1	1
EURO		92	1	8	-1	0	0
NON EURO		89	0	11	0	0	0
BE		96	2	4	-2	0	0
BG		93	1	7	-1	0	0
CZ		88	3	12	-3	0	0
DK		99	2	1	-1	0	-1
DE		92	0	7	-1	1	1
EE		93	0	6	-1	1	1
IE		93	-4	7	4	0	0
EL		95	4	5	-4	0	0
ES		92	1	8	-1	0	0
FR		89	-2	10	1	1	1
HR		95	4	4	-5	1	1
IT		91	3	9	-2	0	-1
CY		93	2	6	-2	1	0
LV		91	1	9	0	0	-1
LT		96	3	4	-2	0	-1
LU		97	1	3	0	0	-1
HU		96	2	4	-2	0	0
MT		96	-3	4	3	0	0
NL		94	1	6	-1	0	0
AT		89	0	11	0	0	0
PL		87	0	13	1	0	-1
PT		98	3	2	-2	0	-1
RO		82	1	18	-1	0	0
SI		98	1	2	-1	0	0
SK		96	6	4	-6	0	0
FI		97	1	3	-1	0	0
SE		100	1	0	-1	0	0











QA11.1 Have you heard of...?  
**The European Parliament (%)**

		Yes		No		Don't know	
		Mar/Apr 2026	Diff. Mar/Apr 2026 - Oct/Nov 2025	Mar/Apr 2026	Diff. Mar/Apr 2026 - Oct/Nov 2025	Mar/Apr 2026	Diff. Mar/Apr 2026 - Oct/Nov 2025
EU27		91	0	8	-1	1	1
EURO		92	1	8	-1	0	0
NON EURO		89	0	11	0	0	0
TR		71	-	26	-	3	-
MK		87	-	13	-	0	-
ME		84	-	15	-	1	-
RS		80	-	20	-	0	-
AL		83	-	17	-	0	-
MD		70	-	29	-	1	-
UK		78	-	21	-	1	-
BA		73	-	27	-	0	-
XK		76	-	22	-	2	-
TCC		71	-	27	-	2	-
GE		78	-	22	-	0	-





























QA11.2 Have you heard of...?  
**The European Commission (%)**

		Yes		No		Don't know	
		Mar/Apr 2026	Diff. Mar/Apr 2026 - Oct/Nov 2025	Mar/Apr 2026	Diff. Mar/Apr 2026 - Oct/Nov 2025	Mar/Apr 2026	Diff. Mar/Apr 2026 - Oct/Nov 2025
EU27		84	1	15	-1	1	0
EURO		85	2	15	-1	0	-1
NON EURO		84	1	16	-1	0	0
BE		92	0	8	0	0	0
BG		87	6	13	-5	0	-1
CZ		81	5	18	-5	1	0
DK		94	3	5	-3	1	0
DE		85	2	14	-2	1	0
EE		81	1	18	0	1	-1
IE		85	-2	14	1	1	1
EL		91	5	9	-5	0	0
ES		83	3	17	-3	0	0
FR		83	-2	16	2	1	0
HR		89	6	10	-6	1	0
IT		80	4	20	-3	0	-1
CY		81	-2	18	2	1	0
LV		84	2	16	-2	0	0
LT		87	4	13	-3	0	-1
LU		95	1	5	0	0	-1
HU		90	1	10	-1	0	0
MT		91	-3	9	3	0	0
NL		86	0	14	1	0	-1
AT		81	0	19	0	0	0
PL		81	-3	19	4	0	-1
PT		95	4	5	-3	0	-1
RO		79	2	20	-2	1	0
SI		94	0	6	0	0	0
SK		90	7	10	-7	0	0
FI		96	2	4	-2	0	0
SE		93	8	7	-7	0	-1











QA11.2 Have you heard of...?  
**The European Commission (%)**

		Yes		No		Don't know	
		Mar/Apr 2026	Diff. Mar/Apr 2026 - Oct/Nov 2025	Mar/Apr 2026	Diff. Mar/Apr 2026 - Oct/Nov 2025	Mar/Apr 2026	Diff. Mar/Apr 2026 - Oct/Nov 2025
EU27		84	1	15	-1	1	0
EURO		85	2	15	-1	0	-1
NON EURO		84	1	16	-1	0	0
TR		70	-	27	-	3	-
MK		81	-	19	-	0	-
ME		82	-	16	-	2	-
RS		71	-	29	-	0	-
AL		81	-	18	-	1	-
MD		70	-	29	-	1	-
UK		71	-	28	-	1	-
BA		73	-	27	-	0	-
XK		73	-	25	-	2	-
TCC		64	-	34	-	2	-
GE		74	-	26	-	0	-

QA11.3 Have you heard of...?  
**The European Central Bank (%)**





























		Yes		No		Don't know	
		Mar/Apr 2026	Diff. Mar/Apr 2026 - Oct/Nov 2025	Mar/Apr 2026	Diff. Mar/Apr 2026 - Oct/Nov 2025	Mar/Apr 2026	Diff. Mar/Apr 2026 - Oct/Nov 2025
EU27		86	1	14	-1	0	0
EURO		88	1	12	-1	0	0
NON EURO		77	-2	22	2	1	0
BE		86	0	14	0	0	0
BG		90	4	10	-4	0	0
CZ		82	4	17	-4	1	0
DK		91	0	8	0	1	0
DE		92	0	8	0	0	0
EE		84	4	15	-3	1	-1
IE		93	-2	7	2	0	0
EL		92	6	8	-6	0	0
ES		89	-2	11	2	0	0
FR		80	0	19	-1	1	1
HR		92	5	8	-5	0	0
IT		85	4	15	-3	0	-1
CY		88	2	11	-2	1	0
LV		81	0	19	1	0	-1
LT		87	3	12	-3	1	0
LU		92	-1	8	2	0	-1
HU		83	0	17	0	0	0
MT		90	-2	10	2	0	0
NL		87	-1	13	1	0	0
AT		89	1	10	-1	1	0
PL		71	-4	28	4	1	0
PT		97	4	3	-3	0	-1
RO		71	-2	28	2	1	0
SI		94	0	6	0	0	0
SK		90	5	10	-5	0	0
FI		96	-1	4	1	0	0
SE		93	2	7	-1	0	-1

QA11.3 Have you heard of...?  
**The European Central Bank (%)**

		Yes		No		Don't know	
		Mar/Apr 2026	Diff. Mar/Apr 2026 - Oct/Nov 2025	Mar/Apr 2026	Diff. Mar/Apr 2026 - Oct/Nov 2025	Mar/Apr 2026	Diff. Mar/Apr 2026 - Oct/Nov 2025
EU27		86	1	14	-1	0	0
EURO		88	1	12	-1	0	0
NON EURO		77	-2	22	2	1	0
TR		73	-	25	-	2	-
MK		78	-	22	-	0	-
ME		84	-	14	-	2	-
RS		75	-	25	-	0	-
AL		75	-	24	-	1	-
MD		65	-	34	-	1	-
UK		65	-	33	-	2	-
BA		73	-	27	-	0	-
XK		73	-	25	-	2	-
TCC		74	-	26	-	0	-
GE		61	-	38	-	1	-

Standard Eurobarometer 105  
Spring 2026





























QA11.4 Have you heard of...?  
**The European Council (%)**

		Yes		No		Don't know	
		Mar/Apr 2026	Diff. Mar/Apr 2026 - Oct/Nov 2025	Mar/Apr 2026	Diff. Mar/Apr 2026 - Oct/Nov 2025	Mar/Apr 2026	Diff. Mar/Apr 2026 - Oct/Nov 2025
EU27		79	2	20	-2	1	0
EURO		79	2	20	-2	1	0
NON EURO		80	2	19	-2	1	0
BE		80	0	20	1	0	-1
BG		80	5	19	-5	1	0
CZ		80	5	19	-5	1	0
DK		82	2	17	-2	1	0
DE		79	0	20	0	1	0
EE		74	3	25	-2	1	-1
IE		79	-2	21	2	0	0
EL		85	4	15	-4	0	0
ES		80	4	20	-4	0	0
FR		73	-2	26	2	1	0
HR		90	5	9	-5	1	0
IT		80	3	19	-3	1	0
CY		79	-3	20	3	1	0
LV		75	0	24	-1	1	1
LT		77	0	22	0	1	0
LU		87	1	12	-1	1	0
HU		87	3	13	-3	0	0
MT		88	-4	10	2	2	2
NL		72	-3	28	3	0	0
AT		64	-2	35	2	1	0
PL		77	-2	22	2	1	0
PT		93	5	6	-5	1	0
RO		78	5	22	-4	0	-1
SI		94	3	6	-3	0	0
SK		87	6	13	-6	0	0
FI		86	4	13	-4	1	0
SE		84	5	15	-5	1	0

Standard Eurobarometer 105  
Spring 2026

QA12.1 Please tell if you tend to trust or tend not to trust these European institutions.











**The European Parliament (%)**

		Tend to trust		Tend not to trust		Don't know	
		Mar/Apr 2026	Diff. Mar/Apr 2026 - Oct/Nov 2025	Mar/Apr 2026	Diff. Mar/Apr 2026 - Oct/Nov 2025	Mar/Apr 2026	Diff. Mar/Apr 2026 - Oct/Nov 2025
EU27		55	3	36	-2	9	-1
EURO		54	3	37	-2	9	-1
NON EURO		59	1	33	-2	8	1
BE		52	4	45	-3	3	-1
BG		51	6	40	-5	9	-1
CZ		49	3	44	-4	7	1
DK		79	10	15	-8	6	-2
DE		58	3	32	-3	10	0
EE		52	0	31	0	17	0
IE		65	3	22	-5	13	2
EL		42	1	53	-2	5	1
ES		49	3	40	-2	11	-1
FR		44	8	41	-5	15	-3
HR		58	-2	37	-1	5	3
IT		54	-1	41	2	5	-1
CY		55	10	37	-11	8	1
LV		54	0	34	2	12	-2
LT		59	-1	29	2	12	-1
LU		64	9	31	-5	5	-4
HU		59	-2	37	1	4	1
MT		66	1	25	-1	9	0
NL		66	4	29	-3	5	-1
AT		53	-2	42	3	5	-1
PL		56	-4	33	1	11	3
PT		78	5	17	-2	5	-3
RO		54	-1	40	1	6	0
SI		43	-1	50	1	7	0
SK		54	4	42	-3	4	-1
FI		69	4	19	-4	12	0
SE		76	8	19	-8	5	0

Standard Eurobarometer 105  
Spring 2026

QA12.1 Please tell if you tend to trust or tend not to trust these European institutions.





























**The European Parliament (%)**

		Tend to trust		Tend not to trust		Don't know	
		Mar/Apr 2026	Diff. Mar/Apr 2026 - Oct/Nov 2025	Mar/Apr 2026	Diff. Mar/Apr 2026 - Oct/Nov 2025	Mar/Apr 2026	Diff. Mar/Apr 2026 - Oct/Nov 2025
EU27		55	3	36	-2	9	-1
EURO		54	3	37	-2	9	-1
NON EURO		59	1	33	-2	8	1
TR		36	-	54	-	10	-
MK		56	-	37	-	7	-
ME		70	-	27	-	3	-
RS		35	-	58	-	7	-
AL		74	-	14	-	12	-
MD		42	-	40	-	18	-
UK		32	-	47	-	21	-
BA		49	-	44	-	7	-
XK		66	-	16	-	18	-
TCC		57	-	41	-	2	-
GE		42	-	42	-	16	-

Standard Eurobarometer 105  
Spring 2026

QA12.2 Please tell if you tend to trust or tend not to trust these European institutions.











**The European Commission (%)**

		Tend to trust		Tend not to trust		Don't know	
		Mar/Apr 2026	Diff. Mar/Apr 2026 - Oct/Nov 2025	Mar/Apr 2026	Diff. Mar/Apr 2026 - Oct/Nov 2025	Mar/Apr 2026	Diff. Mar/Apr 2026 - Oct/Nov 2025
EU27		51	1	38	0	11	-1
EURO		50	2	39	0	11	-2
NON EURO		56	0	34	-1	10	1
BE		53	4	43	-3	4	-1
BG		49	8	40	-4	11	-4
CZ		44	4	46	-6	10	2
DK		77	6	15	-3	8	-3
DE		52	1	35	-1	13	0
EE		48	3	30	-3	22	0
IE		62	1	21	-5	17	4
EL		28	-6	66	5	6	1
ES		45	2	41	1	14	-3
FR		40	6	43	-4	17	-2
HR		53	0	39	-2	8	2
IT		52	-2	42	4	6	-2
CY		43	2	40	-9	17	7
LV		50	-1	36	4	14	-3
LT		58	-1	25	3	17	-2
LU		64	7	29	-5	7	-2
HU		59	-1	37	0	4	1
MT		63	-1	25	-1	12	2
NL		65	0	30	2	5	-2
AT		49	-2	44	2	7	0
PL		52	-7	34	3	14	4
PT		76	7	16	-4	8	-3
RO		55	1	38	-1	7	0
SI		43	0	48	-1	9	1
SK		53	2	42	-1	5	-1
FI		68	5	18	-3	14	-2
SE		71	8	17	-7	12	-1

Standard Eurobarometer 105  
Spring 2026

QA12.2 Please tell if you tend to trust or tend not to trust these European institutions.





























**The European Commission (%)**

		Tend to trust		Tend not to trust		Don't know	
		Mar/Apr 2026	Diff. Mar/Apr 2026 - Oct/Nov 2025	Mar/Apr 2026	Diff. Mar/Apr 2026 - Oct/Nov 2025	Mar/Apr 2026	Diff. Mar/Apr 2026 - Oct/Nov 2025
EU27		51	1	38	0	11	-1
EURO		50	2	39	0	11	-2
NON EURO		56	0	34	-1	10	1
TR		35	-	55	-	10	-
MK		53	-	39	-	8	-
ME		68	-	29	-	3	-
RS		31	-	60	-	9	-
AL		72	-	15	-	13	-
MD		44	-	38	-	18	-
UK		31	-	45	-	24	-
BA		47	-	47	-	6	-
XK		64	-	17	-	19	-
TCC		51	-	46	-	3	-
GE		42	-	40	-	18	-

Standard Eurobarometer 105  
Spring 2026

QA12.3 Please tell if you tend to trust or tend not to trust these European institutions.











**The European Central Bank (%)**

		Tend to trust		Tend not to trust		Don't know	
		Mar/Apr 2026	Diff. Mar/Apr 2026 - Oct/Nov 2025	Mar/Apr 2026	Diff. Mar/Apr 2026 - Oct/Nov 2025	Mar/Apr 2026	Diff. Mar/Apr 2026 - Oct/Nov 2025
EU27		54	2	36	-1	10	-1
EURO		53	3	37	-2	10	-1
NON EURO		57	-1	32	0	11	1
BE		58	4	36	-5	6	1
BG		54	8	35	-5	11	-3
CZ		60	6	32	-6	8	0
DK		82	2	10	0	8	-2
DE		60	2	31	-1	9	-1
EE		52	0	27	0	21	0
IE		61	0	25	-3	14	3
EL		26	-3	68	2	6	1
ES		44	2	45	-1	11	-1
FR		44	9	38	-8	18	-1
HR		55	4	38	-5	7	1
IT		51	2	45	1	4	-3
CY		43	4	45	-7	12	3
LV		53	-1	32	3	15	-2
LT		56	1	27	1	17	-2
LU		65	4	26	-3	9	-1
HU		58	-2	35	0	7	2
MT		66	-1	21	-1	13	2
NL		74	4	22	-2	4	-2
AT		59	3	34	-1	7	-2
PL		51	-4	35	2	14	2
PT		80	9	14	-4	6	-5
RO		50	-3	42	3	8	0
SI		52	3	40	-4	8	1
SK		63	5	30	-3	7	-2
FI		79	2	12	0	9	-2
SE		77	5	14	-4	9	-1

Standard Eurobarometer 105  
Spring 2026

QA12.3 Please tell if you tend to trust or tend not to trust these European institutions.





























**The European Central Bank (%)**

		Tend to trust		Tend not to trust		Don't know	
		Mar/Apr 2026	Diff. Mar/Apr 2026 - Oct/Nov 2025	Mar/Apr 2026	Diff. Mar/Apr 2026 - Oct/Nov 2025	Mar/Apr 2026	Diff. Mar/Apr 2026 - Oct/Nov 2025
EU27		54	2	36	-1	10	-1
EURO		53	3	37	-2	10	-1
NON EURO		57	-1	32	0	11	1
TR		34	-	56	-	10	-
MK		59	-	30	-	11	-
ME		70	-	27	-	3	-
RS		34	-	58	-	8	-
AL		69	-	17	-	14	-
MD		43	-	37	-	20	-
UK		33	-	42	-	25	-
BA		52	-	41	-	7	-
XK		66	-	15	-	19	-
TCC		59	-	38	-	3	-
GE		40	-	34	-	26	-

Standard Eurobarometer 105  
Spring 2026

QA12.4 Please tell if you tend to trust or tend not to trust these European institutions.

**The European Council (%)**











		Tend to trust		Tend not to trust		Don't know	
		Mar/Apr 2026	Diff. Mar/Apr 2026 - Oct/Nov 2025	Mar/Apr 2026	Diff. Mar/Apr 2026 - Oct/Nov 2025	Mar/Apr 2026	Diff. Mar/Apr 2026 - Oct/Nov 2025
EU27		51	2	35	-2	14	0
EURO		50	3	36	-2	14	-1
NON EURO		56	1	32	-2	12	1
BE		51	4	42	-3	7	-1
BG		48	9	38	-4	14	-5
CZ		46	3	44	-4	10	1
DK		72	7	13	-4	15	-3
DE		52	3	31	-4	17	1
EE		45	1	30	-1	25	0
IE		60	2	21	-5	19	3
EL		33	-3	61	2	6	1
ES		46	5	40	-1	14	-4
FR		40	5	39	-5	21	0
HR		55	1	38	-3	7	2
IT		54	0	41	3	5	-3
CY		42	0	41	-5	17	5
LV		49	0	35	3	16	-3
LT		51	-3	28	3	21	0
LU		64	11	26	-4	10	-7
HU		59	-2	35	1	6	1
MT		63	-2	22	-1	15	3
NL		62	3	26	-1	12	-2
AT		46	-4	40	5	14	-1
PL		53	-5	32	1	15	4
PT		76	8	15	-4	9	-4
RO		52	-1	40	1	8	0
SI		45	-1	45	-1	10	2
SK		54	3	37	-2	9	-1
FI		64	7	15	-5	21	-2
SE		66	9	15	-8	19	-1

Standard Eurobarometer 105  
Spring 2026

QA13.1 To what extent do you agree or disagree with each of the following statements?  
**I understand how the EU works (%)**





























		Totally agree		Tend to agree		Tend to disagree		Totally disagree		Don't know		Total 'Agree'		Total 'Disagree'	
		Mar/Apr 2026		Mar/Apr 2026		Mar/Apr 2026		Mar/Apr 2026		Mar/Apr 2026		Mar/Apr 2026		Mar/Apr 2026	
			Diff.		Diff.		Diff.		Diff.		Diff.		Diff.		Diff.
EU27		14	1	52	1	25	-1	7	-2	2	1	66	2	32	-3
EURO		14	2	51	2	26	-2	8	-2	1	0	65	4	34	-4
NON EURO		15	2	56	-1	22	0	5	-1	2	0	71	1	27	-1
BE		11	1	55	4	26	-4	7	-1	1	0	66	5	33	-5
BG		14	1	48	2	24	0	10	-3	4	0	62	3	34	-3
CZ		7	-1	46	2	35	3	10	-4	2	0	53	1	45	-1
DK		27	5	55	-1	13	-3	3	-2	2	1	82	4	16	-5
DE		13	0	58	0	23	1	5	-1	1	0	71	0	28	0
EE		12	0	56	7	22	-4	6	-3	4	0	68	7	28	-7
IE		16	-3	56	0	21	2	6	1	1	0	72	-3	27	3
EL		18	1	42	0	31	1	9	-1	0	-1	60	1	40	0
ES		19	7	47	-4	23	-1	10	-2	1	0	66	3	33	-3
FR		12	1	46	8	30	-4	10	-5	2	0	58	9	40	-9
HR		14	0	54	2	19	-7	11	4	2	1	68	2	30	-3
IT		9	0	48	6	32	-3	9	-4	2	1	57	6	41	-7
CY		16	1	57	6	19	-1	5	-6	3	0	73	7	24	-7
LV		18	-1	54	3	21	1	5	-2	2	-1	72	2	26	-1
LT		17	2	56	-1	20	1	5	-2	2	0	73	1	25	-1
LU		28	1	53	3	13	-5	5	1	1	0	81	4	18	-4
HU		12	0	57	8	24	-6	6	-2	1	0	69	8	30	-8
MT		14	2	41	-9	31	3	13	4	1	0	55	-7	44	7
NL		18	0	50	-4	27	4	4	0	1	0	68	-4	31	4
AT		23	1	42	-4	27	6	8	0	0	-3	65	-3	35	6
PL		15	2	57	-6	21	1	3	1	4	2	72	-4	24	2
PT		10	1	68	5	18	-4	3	-1	1	-1	78	6	21	-5
RO		15	5	53	-2	21	-3	8	-1	3	1	68	3	29	-4
SI		15	-1	58	3	23	0	3	-2	1	0	73	2	26	-2
SK		24	4	50	3	21	-4	4	-3	1	0	74	7	25	-7
FI		16	2	59	-4	19	1	5	1	1	0	75	-2	24	2
SE		18	-2	67	0	13	3	2	-1	0	0	85	-2	15	2

QA13.1 To what extent do you agree or disagree with each of the following statements?  
**I understand how the EU works (%)**

		Totally agree		Tend to agree		Tend to disagree		Totally disagree		Don't know		Total 'Agree'		Total 'Disagree'	
		Mar/Apr 2026		Mar/Apr 2026		Mar/Apr 2026		Mar/Apr 2026		Mar/Apr 2026		Mar/Apr 2026		Mar/Apr 2026	
			Diff.		Diff.		Diff.		Diff.		Diff.		Diff.		Diff.
EU27		14	1	52	1	25	-1	7	-2	2	1	66	2	32	-3
EURO		14	2	51	2	26	-2	8	-2	1	0	65	4	34	-4
NON EURO		15	2	56	-1	22	0	5	-1	2	0	71	1	27	-1
TR		23	11	25	-7	20	-19	27	13	5	2	48	4	47	-6
MK		15	0	47	-3	29	1	8	1	1	1	62	-3	37	2
ME		23	3	54	20	20	3	2	-18	1	-8	77	23	22	-15
RS		15	-1	50	2	25	0	9	-2	1	1	65	1	34	-2
AL		12	1	60	3	20	-4	5	-2	3	2	72	4	25	-6
MD		22	-3	35	2	20	3	16	-2	7	0	57	-1	36	1
UK		11	0	50	1	25	-2	10	0	4	1	61	1	35	-2
BA		12	0	51	4	32	0	5	-3	0	-1	63	4	37	-3
XK		23	-7	41	2	18	5	12	-2	6	2	64	-5	30	3
TCC		18	-9	50	14	28	1	4	-6	0	0	68	5	32	-5
GE		17	0	39	-3	16	2	18	0	10	1	56	-3	34	2










Standard Eurobarometer 105  
Spring 2026

QA13.2a To what extent do you agree or disagree with each of the following statements?  
**(OUR COUNTRY) can better face the future inside the EU than outside the EU (%)**





























		Totally agree		Tend to agree		Tend to disagree		Totally disagree		Don't know		Total 'Agree'		Total 'Disagree'	
		Mar/Apr 2026		Mar/Apr 2026		Mar/Apr 2026		Mar/Apr 2026		Mar/Apr 2026		Mar/Apr 2026		Mar/Apr 2026	
			Diff.		Diff.		Diff.		Diff.		Diff.		Diff.		Diff.
EU27		29	-1	37	-1	19	1	10	1	5	0	66	-2	29	2
EURO		29	-1	36	-1	19	1	10	0	6	1	65	-2	29	1
NON EURO		29	1	38	-5	19	2	9	2	5	0	67	-4	28	4
BE		27	-4	49	3	17	1	5	0	2	0	76	-1	22	1
BG		23	1	29	0	24	-1	13	3	11	-3	52	1	37	2
CZ		23	0	43	-1	21	0	7	0	6	1	66	-1	28	0
DK		63	7	18	-3	8	0	10	-3	1	-1	81	4	18	-3
DE		33	0	30	0	21	1	12	-1	4	0	63	0	33	0
EE		26	-4	40	1	15	-2	10	1	9	4	66	-3	25	-1
IE		42	-4	27	3	16	3	12	0	3	-2	69	-1	28	3
EL		18	-1	31	-7	31	10	15	-1	5	-1	49	-8	46	9
ES		32	-9	38	5	12	-1	12	4	6	1	70	-4	24	3
FR		22	0	42	-1	19	2	9	-1	8	0	64	-1	28	1
HR		20	-3	37	-10	24	5	10	4	9	4	57	-13	34	9
IT		19	0	40	-2	27	2	8	-1	6	1	59	-2	35	1
CY		38	2	30	-3	17	2	9	0	6	-1	68	-1	26	2
LV		37	-4	38	5	13	1	5	-1	7	-1	75	1	18	0
LT		31	-5	29	-5	14	-1	19	10	7	1	60	-10	33	9
LU		48	3	24	-7	12	4	11	-1	5	1	72	-4	23	3
HU		24	-2	34	-8	22	5	16	5	4	0	58	-10	38	10
MT		35	-3	36	-5	16	5	10	2	3	1	71	-8	26	7
NL		52	-2	31	5	11	-1	5	-2	1	0	83	3	16	-3
AT		34	-4	27	-3	18	3	17	4	4	0	61	-7	35	7
PL		24	0	42	-10	21	5	6	3	7	2	66	-10	27	8
PT		24	3	52	-6	10	3	12	2	2	-2	76	-3	22	5
RO		22	2	37	-7	23	0	12	5	6	0	59	-5	35	5
SI		29	-6	39	5	23	2	8	0	1	-1	68	-1	31	2
SK		38	-2	34	1	16	3	7	-2	5	0	72	-1	23	1
FI		54	-1	35	3	7	0	2	-1	2	-1	89	2	9	-1
SE		57	5	28	-4	9	0	5	-2	1	1	85	1	14	-2

Standard Eurobarometer 105  
Spring 2026










QA13.2a To what extent do you agree or disagree with each of the following statements?  
**(OUR COUNTRY) can better face the future inside the EU than outside the EU (%)**

		Totally agree		Tend to agree		Tend to disagree		Totally disagree		Don't know		Total 'Agree'		Total 'Disagree'	
		Mar/Apr 2026	Diff. Mar/Apr 2026 - Oct/Nov 2025	Mar/Apr 2026	Diff. Mar/Apr 2026 - Oct/Nov 2025	Mar/Apr 2026	Diff. Mar/Apr 2026 - Oct/Nov 2025	Mar/Apr 2026	Diff. Mar/Apr 2026 - Oct/Nov 2025	Mar/Apr 2026	Diff. Mar/Apr 2026 - Oct/Nov 2025	Mar/Apr 2026	Diff. Mar/Apr 2026 - Oct/Nov 2025	Mar/Apr 2026	Diff. Mar/Apr 2026 - Oct/Nov 2025
EU27		29	-1	37	-1	19	1	10	1	5	0	66	-2	29	2
EURO		29	-1	36	-1	19	1	10	0	6	1	65	-2	29	1
NON EURO		29	1	38	-5	19	2	9	2	5	0	67	-4	28	4
TR		25	-	25	-	16	-	27	-	7	-	50	-	43	-
MK		27	-	35	-	23	-	13	-	2	-	62	-	36	-
ME		29	-	47	-	14	-	7	-	3	-	76	-	21	-
RS		23	-	27	-	29	-	16	-	5	-	50	-	45	-
AL		31	-	43	-	15	-	9	-	2	-	74	-	24	-
MD		31	-	33	-	12	-	12	-	12	-	64	-	24	-
BA		23	-	40	-	29	-	6	-	2	-	63	-	35	-
GE		35	-	34	-	8	-	12	-	11	-	69	-	20	-

QA13.2b To what extent do you agree or disagree with each of the following statements?  
**(OUR COUNTRY) can better face the future outside the EU (%)**

		Totally agree	Tend to agree	Tend to disagree	Totally disagree	Don't know	Total 'Agree'	Total 'Disagree'
EU27		10	25	32	28	5	35	60
EURO		10	23	33	29	5	33	62
NON EURO		12	31	27	26	4	43	53
BE		9	27	34	26	4	36	60
BG		13	24	32	19	12	37	51
CZ		8	29	35	23	5	37	58
DK		4	6	24	65	1	10	89
DE		6	16	34	40	4	22	74
EE		5	15	39	32	9	20	71
IE		6	10	33	46	5	16	79
EL		12	22	43	19	4	34	62
ES		10	20	28	37	5	30	65
FR		12	27	36	14	11	39	50
HR		11	30	31	21	7	41	52
IT		12	37	34	14	3	49	48
CY		3	16	35	43	3	19	78
LV		6	19	35	34	6	25	69
LT		6	14	31	43	6	20	74
LU		11	12	27	45	5	23	72
HU		10	25	30	30	5	35	60
MT		7	18	29	45	1	25	74
NL		5	13	31	50	1	18	81
AT		23	26	21	26	4	49	47
PL		15	39	25	16	5	54	41
PT		4	22	36	33	5	26	69
RO		14	37	26	17	6	51	43
SI		7	22	39	29	3	29	68
SK		13	20	31	29	7	33	60
FI		9	15	36	37	3	24	73
SE		11	12	25	50	2	23	75

QA13.2b To what extent do you agree or disagree with each of the following statements?  
**(OUR COUNTRY) can better face the future outside the EU (%)**

		Totally agree	Tend to agree	Tend to disagree	Totally disagree	Don't know	Total 'Agree'	Total 'Disagree'
EU27		10	25	32	28	5	35	60
EURO		10	23	33	29	5	33	62
NON EURO		12	31	27	26	4	43	53
TR		21	22	20	32	5	43	52
MK		15	30	33	20	2	45	53
ME		24	40	14	16	6	64	30
RS		21	33	27	15	4	54	42
AL		10	33	25	29	3	43	54
MD		24	20	24	19	13	44	43
BA		9	35	43	12	1	44	55
GE		26	29	15	17	13	55	32










Standard Eurobarometer 105  
Spring 2026

QA13.3 To what extent do you agree or disagree with each of the following statements?

**More decisions should be taken at EU level (%)**





























		Totally agree		Tend to agree		Tend to disagree		Totally disagree		Don't know		Total 'Agree'		Total 'Disagree'	
		Mar/Apr 2026		Mar/Apr 2026		Mar/Apr 2026		Mar/Apr 2026		Mar/Apr 2026		Mar/Apr 2026		Mar/Apr 2026	
			Diff.		Diff.		Diff.		Diff.		Diff.		Diff.		Diff.
EU27		19	1	42	1	24	0	10	-1	5	-1	61	2	34	-1
EURO		20	1	42	1	24	1	9	-2	5	-1	62	2	33	-1
NON EURO		13	0	42	1	28	0	13	0	4	-1	55	1	41	0
BE		21	-1	49	2	23	1	6	0	1	-2	70	1	29	1
BG		14	-1	36	6	29	0	13	-5	8	0	50	5	42	-5
CZ		11	-2	36	4	30	-2	19	0	4	0	47	2	49	-2
DK		10	-2	31	0	34	4	20	0	5	-2	41	-2	54	4
DE		14	-1	39	2	29	-1	13	0	5	0	53	1	42	-1
EE		11	0	36	5	28	-2	15	-1	10	-2	47	5	43	-3
IE		14	1	34	5	34	0	12	-5	6	-1	48	6	46	-5
EL		22	1	44	4	21	-3	10	0	3	-2	66	5	31	-3
ES		38	1	44	4	12	0	2	-2	4	-3	82	5	14	-2
FR		13	1	39	2	26	1	13	-4	9	0	52	3	39	-3
HR		17	-6	50	2	22	2	6	-1	5	3	67	-4	28	1
IT		21	3	49	-1	21	1	4	-3	5	0	70	2	25	-2
CY		46	-2	36	2	11	-1	3	0	4	1	82	0	14	-1
LV		19	-2	43	2	21	0	10	0	7	0	62	0	31	0
LT		19	-1	45	3	21	-2	9	1	6	-1	64	2	30	-1
LU		30	4	35	-9	23	7	9	-1	3	-1	65	-5	32	6
HU		16	0	42	-3	25	2	13	2	4	-1	58	-3	38	4
MT		16	-1	45	4	28	-4	9	1	2	0	61	3	37	-3
NL		22	-1	44	4	24	0	9	-2	1	-1	66	3	33	-2
AT		23	-3	33	2	23	2	17	-1	4	0	56	-1	40	1
PL		12	0	46	0	28	0	9	0	5	0	58	0	37	0
PT		25	5	46	-3	23	2	0	-1	6	-3	71	2	23	1
RO		22	7	44	-2	18	-5	11	1	5	-1	66	5	29	-4
SI		16	-3	48	6	26	-2	7	-3	3	2	64	3	33	-5
SK		18	-3	37	3	26	3	12	-4	7	1	55	0	38	-1
FI		7	-2	30	0	45	6	13	-4	5	0	37	-2	58	2
SE		4	-1	37	5	40	0	17	-4	2	0	41	4	57	-4

QA13.4 To what extent do you agree or disagree with each of the following statements?  
**The EU is taking effective action to address the current challenges in Europe (%)**

		Totally agree	Tend to agree	Tend to disagree	Totally disagree	Don't know	Total 'Agree'	Total 'Disagree'
TR		23	28	17	26	6	51	43
MK		15	53	21	8	3	68	29
ME		25	47	22	3	3	72	25
RS		14	37	32	14	3	51	46
AL		21	63	10	2	4	84	12
MD		16	34	17	14	19	50	31
UK		4	45	32	9	10	49	41
BA		16	50	29	4	1	66	33
XK		32	46	6	3	13	78	9
TCC		33	46	19	2	0	79	21
GE		17	35	17	19	12	52	36











Standard Eurobarometer 105  
Spring 2026

SD18a On the whole, are you very satisfied, fairly satisfied, not very satisfied or not at all satisfied with the way democracy works in (OUR COUNTRY)? (%)

		Very satisfied		Fairly satisfied		Not very satisfied		Not at all satisfied		Don't know		Total 'Satisfied'		Total 'Not Satisfied'	
		Mar/Apr 2026	Diff. Mar/Apr 2026 - Oct/Nov 2025	Mar/Apr 2026	Diff. Mar/Apr 2026 - Oct/Nov 2025	Mar/Apr 2026	Diff. Mar/Apr 2026 - Oct/Nov 2025	Mar/Apr 2026	Diff. Mar/Apr 2026 - Oct/Nov 2025	Mar/Apr 2026	Diff. Mar/Apr 2026 - Oct/Nov 2025	Mar/Apr 2026	Diff. Mar/Apr 2026 - Oct/Nov 2025	Mar/Apr 2026	Diff. Mar/Apr 2026 - Oct/Nov 2025
EU27		9	2	51	4	29	-4	10	-2	1	0	60	6	39	-6
EURO		9	3	50	5	30	-5	10	-3	1	0	59	8	40	-8
NON EURO		11	1	56	2	23	-2	8	-2	2	1	67	3	31	-4
BE		7	3	55	4	28	-1	10	-5	0	-1	62	7	38	-6
BG		8	1	39	4	29	0	23	-5	1	0	47	5	52	-5
CZ		4	-1	58	4	30	-2	6	-2	2	1	62	3	36	-4
DK		55	13	36	-10	7	-2	2	-1	0	0	91	3	9	-3
DE		10	3	51	0	30	-3	8	-1	1	1	61	3	38	-4
EE		8	0	48	5	29	-7	12	1	3	1	56	5	41	-6
IE		25	5	53	2	16	-4	4	-4	2	1	78	7	20	-8
EL		2	0	26	3	32	-6	40	3	0	0	28	3	72	-3
ES		10	3	47	3	31	-4	11	-2	1	0	57	6	42	-6
FR		5	2	51	17	31	-10	12	-8	1	-1	56	19	43	-18
HR		5	0	45	4	34	-8	14	2	2	2	50	4	48	-6
IT		5	-2	49	0	36	1	9	0	1	1	54	-2	45	1
CY		3	1	33	2	44	2	20	-5	0	0	36	3	64	-3
LV		5	-2	52	3	31	5	9	-4	3	-2	57	1	40	1
LT		8	4	48	-3	32	-2	8	0	4	1	56	1	40	-2
LU		34	8	54	-6	9	-1	2	-1	1	0	88	2	11	-2
HU		5	0	48	4	28	1	19	-5	0	0	53	4	47	-4
MT		12	9	50	4	27	-10	10	-3	1	0	62	13	37	-13
NL		15	8	57	6	22	-10	6	-4	0	0	72	14	28	-14
AT		18	1	47	3	25	1	10	-4	0	-1	65	4	35	-3
PL		7	-1	68	0	19	0	4	1	2	0	75	-1	23	1
PT		11	6	63	2	24	-3	1	-4	1	-1	74	8	25	-7
RO		4	1	41	2	37	-5	17	2	1	0	45	3	54	-3
SI		4	-1	45	-1	39	1	11	1	1	0	49	-2	50	2
SK		8	1	43	9	36	-6	13	-4	0	0	51	10	49	-10
FI		22	3	59	-2	15	0	2	-1	2	0	81	1	17	-1
SE		32	9	53	-6	12	-2	3	-1	0	0	85	3	15	-3





























Standard Eurobarometer 105  
Spring 2026

SD18a On the whole, are you very satisfied, fairly satisfied, not very satisfied or not at all satisfied with the way democracy works in (OUR COUNTRY)? (%)

		Very satisfied		Fairly satisfied		Not very satisfied		Not at all satisfied		Don't know		Total 'Satisfied'		Total 'Not Satisfied'	
		Mar/Apr 2026	Diff. Mar/Apr 2026 - Oct/Nov 2025	Mar/Apr 2026	Diff. Mar/Apr 2026 - Oct/Nov 2025	Mar/Apr 2026	Diff. Mar/Apr 2026 - Oct/Nov 2025	Mar/Apr 2026	Diff. Mar/Apr 2026 - Oct/Nov 2025	Mar/Apr 2026	Diff. Mar/Apr 2026 - Oct/Nov 2025	Mar/Apr 2026	Diff. Mar/Apr 2026 - Oct/Nov 2025	Mar/Apr 2026	Diff. Mar/Apr 2026 - Oct/Nov 2025
EU27		9	2	51	4	29	-4	10	-2	1	0	60	6	39	-6
EURO		9	3	50	5	30	-5	10	-3	1	0	59	8	40	-8
NON EURO		11	1	56	2	23	-2	8	-2	2	1	67	3	31	-4
TR		23	6	22	-13	20	-11	33	17	2	1	45	-7	53	6
MK		7	0	51	0	30	1	12	-1	0	0	58	0	42	0
ME		10	-3	60	28	26	-11	4	-13	0	-1	70	25	30	-24
RS		12	1	31	-1	26	-5	31	5	0	0	43	0	57	0
AL		8	5	52	18	26	-13	14	-10	0	0	60	23	40	-23
MD		4	-1	25	-6	41	5	26	3	4	-1	29	-7	67	8
UK		6	-1	46	1	35	1	11	-2	2	-1	52	2	46	-1
BA		7	-1	40	5	38	-2	15	-2	0	0	47	4	53	-4
XK		22	-11	58	7	11	4	9	1	0	-1	80	-4	20	5
TCC		12	-7	60	21	24	-3	4	-11	0	0	72	14	28	-14
GE		10	0	30	-3	32	-2	24	4	4	1	40	-3	56	2











Standard Eurobarometer 105  
Spring 2026

SD18b And how about the way democracy works in the EU? (%)

		Very satisfied		Fairly satisfied		Not very satisfied		Not at all satisfied		Don't know		Total 'Satisfied'		Total 'Not satisfied'	
		Mar/Apr 2026	Diff. Mar/Apr 2026 - Oct/Nov 2025	Mar/Apr 2026	Diff. Mar/Apr 2026 - Oct/Nov 2025	Mar/Apr 2026	Diff. Mar/Apr 2026 - Oct/Nov 2025	Mar/Apr 2026	Diff. Mar/Apr 2026 - Oct/Nov 2025	Mar/Apr 2026	Diff. Mar/Apr 2026 - Oct/Nov 2025	Mar/Apr 2026	Diff. Mar/Apr 2026 - Oct/Nov 2025	Mar/Apr 2026	Diff. Mar/Apr 2026 - Oct/Nov 2025
EU27		6	1	51	3	30	-2	9	-1	4	-1	57	4	39	-3
EURO		6	2	49	3	31	-3	10	-1	4	-1	55	5	41	-4
NON EURO		8	2	57	1	24	-2	7	-1	4	0	65	3	31	-3
BE		5	2	52	3	31	-1	11	-4	1	0	57	5	42	-5
BG		13	1	45	7	18	-5	14	-3	10	0	58	8	32	-8
CZ		5	0	51	4	31	-3	10	-1	3	0	56	4	41	-4
DK		21	7	58	-2	13	-3	4	-2	4	0	79	5	17	-5
DE		5	2	45	0	39	-2	8	0	3	0	50	2	47	-2
EE		7	0	47	4	25	-6	10	2	11	0	54	4	35	-4
IE		20	4	56	1	14	-3	4	-3	6	1	76	5	18	-6
EL		2	0	34	2	33	-7	28	6	3	-1	36	2	61	-1
ES		7	2	53	4	29	-2	7	-1	4	-3	60	6	36	-3
FR		4	2	48	12	27	-10	13	-3	8	-1	52	14	40	-13
HR		7	1	50	-1	27	-5	10	3	6	2	57	0	37	-2
IT		4	1	51	1	33	0	9	-1	3	-1	55	2	42	-1
CY		3	-1	46	3	39	5	8	-5	4	-2	49	2	47	0
LV		7	-1	53	0	25	5	6	-2	9	-2	60	-1	31	3
LT		8	4	56	-7	23	3	4	0	9	0	64	-3	27	3
LU		11	3	57	6	22	-4	9	-3	1	-2	68	9	31	-7
HU		5	0	57	1	30	1	6	-2	2	0	62	1	36	-1
MT		12	7	51	-10	20	-4	5	0	12	7	63	-3	25	-4
NL		5	2	56	1	31	1	6	-4	2	0	61	3	37	-3
AT		14	1	42	0	26	2	17	-1	1	-2	56	1	43	1
PL		8	2	63	-3	19	-2	6	2	4	1	71	-1	25	0
PT		11	5	62	1	21	-3	1	-2	5	-1	73	6	22	-5
RO		6	1	46	-1	32	1	11	0	5	-1	52	0	43	1
SI		4	0	45	-2	38	-1	10	2	3	1	49	-2	48	1
SK		10	4	48	2	28	-6	9	-1	5	1	58	6	37	-7
FI		5	0	57	4	26	-5	4	-1	8	2	62	4	30	-6
SE		9	3	59	2	22	-3	5	-2	5	0	68	5	27	-5





























Standard Eurobarometer 105  
Spring 2026

SD18b And how about the way democracy works in the EU? (%)











		Very satisfied		Fairly satisfied		Not very satisfied		Not at all satisfied		Don't know		Total 'Satisfied'		Total 'Not satisfied'	
		Mar/Apr 2026	Diff. Mar/Apr 2026 - Oct/Nov 2025	Mar/Apr 2026	Diff. Mar/Apr 2026 - Oct/Nov 2025	Mar/Apr 2026	Diff. Mar/Apr 2026 - Oct/Nov 2025	Mar/Apr 2026	Diff. Mar/Apr 2026 - Oct/Nov 2025	Mar/Apr 2026	Diff. Mar/Apr 2026 - Oct/Nov 2025	Mar/Apr 2026	Diff. Mar/Apr 2026 - Oct/Nov 2025	Mar/Apr 2026	Diff. Mar/Apr 2026 - Oct/Nov 2025
EU27		6	1	51	3	30	-2	9	-1	4	-1	57	4	39	-3
EURO		6	2	49	3	31	-3	10	-1	4	-1	55	5	41	-4
NON EURO		8	2	57	1	24	-2	7	-1	4	0	65	3	31	-3
TR		20	10	27	-10	20	-10	28	7	5	3	47	0	48	-3
MK		15	3	60	3	17	-5	5	-1	3	0	75	6	22	-6
ME		4	-12	64	34	26	0	6	-17	0	-5	68	22	32	-17
RS		14	2	38	1	33	-2	11	0	4	-1	52	3	44	-2
AL		21	4	68	4	8	-5	1	-2	2	-1	89	8	9	-7
MD		8	-3	38	-1	20	2	10	1	24	1	46	-4	30	3
UK		5	2	44	-1	29	4	8	1	14	-6	49	1	37	5
BA		13	1	44	-1	35	4	6	-3	2	-1	57	0	41	1
XK		25	-5	56	5	6	-1	4	0	9	1	81	0	10	-1
TCC		15	-12	50	9	28	5	7	-1	0	-1	65	-3	35	4
GE		12	0	32	0	26	2	14	2	16	-4	44	0	40	4

Standard Eurobarometer 105  
Spring 2026

SD19a.1 To what extent do you agree or disagree with each of the following statements?  
**My voice counts in the EU (%)**





























		Totally agree		Tend to agree		Tend to disagree		Totally disagree		Don't know		Total 'Agree'		Total 'Disagree'	
		Mar/Apr 2026	Diff. Mar/Apr 2026 - Oct/Nov 2025	Mar/Apr 2026	Diff. Mar/Apr 2026 - Oct/Nov 2025	Mar/Apr 2026	Diff. Mar/Apr 2026 - Oct/Nov 2025	Mar/Apr 2026	Diff. Mar/Apr 2026 - Oct/Nov 2025	Mar/Apr 2026	Diff. Mar/Apr 2026 - Oct/Nov 2025	Mar/Apr 2026	Diff. Mar/Apr 2026 - Oct/Nov 2025	Mar/Apr 2026	Diff. Mar/Apr 2026 - Oct/Nov 2025
EU27		13	0	36	-1	31	2	18	0	2	-1	49	-1	49	2
EURO		13	1	34	-2	31	1	19	0	3	0	47	-1	50	1
NON EURO		14	0	41	1	28	0	15	0	2	-1	55	1	43	0
BE		7	-2	37	-1	37	2	18	2	1	-1	44	-3	55	4
BG		12	-1	36	3	23	0	22	-3	7	1	48	2	45	-3
CZ		8	-2	30	-5	30	0	29	8	3	-1	38	-7	59	8
DK		34	0	39	2	16	-2	9	0	2	0	73	2	25	-2
DE		19	1	35	-6	28	0	14	3	4	2	54	-5	42	3
EE		2	-5	20	-6	39	2	33	7	6	2	22	-11	72	9
IE		14	-1	37	2	32	5	14	-5	3	-1	51	1	46	0
EL		8	2	18	-6	37	-2	36	6	1	0	26	-4	73	4
ES		9	0	33	-3	32	1	24	3	2	-1	42	-3	56	4
FR		9	0	34	1	31	-2	22	1	4	0	43	1	53	-1
HR		21	5	42	-4	18	-6	13	2	6	3	63	1	31	-4
IT		8	2	34	1	37	7	20	-10	1	0	42	3	57	-3
CY		3	0	27	4	37	0	30	-3	3	-1	30	4	67	-3
LV		4	-18	32	-1	34	9	25	9	5	1	36	-19	59	18
LT		7	-4	33	-3	28	0	26	5	6	2	40	-7	54	5
LU		10	-7	48	1	25	7	15	0	2	-1	58	-6	40	7
HU		7	-2	35	0	33	4	23	-3	2	1	42	-2	56	1
MT		10	1	35	-11	36	5	16	3	3	2	45	-10	52	8
NL		17	-5	39	-3	32	9	11	0	1	-1	56	-8	43	9
AT		27	1	29	-8	21	2	22	5	1	0	56	-7	43	7
PL		11	2	48	0	30	0	8	-1	3	-1	59	2	38	-1
PT		13	3	41	0	35	-2	9	0	2	-1	54	3	44	-2
RO		9	-1	39	6	28	-7	22	3	2	-1	48	5	50	-4
SI		10	-6	31	-3	32	3	24	5	3	1	41	-9	56	8
SK		18	3	42	2	26	-3	11	-3	3	1	60	5	37	-6
FI		13	-3	40	3	31	1	15	0	1	-1	53	0	46	1
SE		30	-8	39	-1	19	7	11	1	1	1	69	-9	30	8

SD19a.1 To what extent do you agree or disagree with each of the following statements?  
**My voice counts in the EU (%)**

		Totally agree		Tend to agree		Tend to disagree		Totally disagree		Don't know		Total 'Agree'		Total 'Disagree'	
		Mar/Apr 2026	Diff. Mar/Apr 2026 - Oct/Nov 2025	Mar/Apr 2026	Diff. Mar/Apr 2026 - Oct/Nov 2025	Mar/Apr 2026	Diff. Mar/Apr 2026 - Oct/Nov 2025	Mar/Apr 2026	Diff. Mar/Apr 2026 - Oct/Nov 2025	Mar/Apr 2026	Diff. Mar/Apr 2026 - Oct/Nov 2025	Mar/Apr 2026	Diff. Mar/Apr 2026 - Oct/Nov 2025	Mar/Apr 2026	Diff. Mar/Apr 2026 - Oct/Nov 2025
EU27		13	0	36	-1	31	2	18	0	2	-1	49	-1	49	2
EURO		13	1	34	-2	31	1	19	0	3	0	47	-1	50	1
NON EURO		14	0	41	1	28	0	15	0	2	-1	55	1	43	0
TR		21	-	26	-	20	-	29	-	4	-	47	-	49	-
MK		8	-	24	-	25	-	41	-	2	-	32	-	66	-
ME		13	-	51	-	23	-	12	-	1	-	64	-	35	-
RS		5	-	17	-	28	-	49	-	1	-	22	-	77	-
AL		5	-	23	-	37	-	31	-	4	-	28	-	68	-
MD		13	-	22	-	22	-	35	-	8	-	35	-	57	-
UK		2	-	21	-	37	-	36	-	4	-	23	-	73	-
BA		7	-	31	-	31	-	29	-	2	-	38	-	60	-
XK		14	-	25	-	15	-	38	-	8	-	39	-	53	-
TCC		22	-	40	-	25	-	12	-	1	-	62	-	37	-
GE		20	-	23	-	15	-	31	-	11	-	43	-	46	-











SD19a.2 To what extent do you agree or disagree with each of the following statements?

**My voice counts in (OUR COUNTRY) (%)**

		Totally agree		Tend to agree		Tend to disagree		Totally disagree		Don't know		Total 'Agree'		Total 'Disagree'	
		Mar/Apr 2026		Mar/Apr 2026		Mar/Apr 2026		Mar/Apr 2026		Mar/Apr 2026		Mar/Apr 2026		Mar/Apr 2026	
			Diff.		Diff.		Diff.		Diff.		Diff.		Diff.		Diff.
EU27		22	1	41	0	23	-1	12	-1	2	1	63	1	35	-2
EURO		21	1	40	0	24	-1	13	-1	2	1	61	1	37	-2
NON EURO		25	1	45	-1	20	0	9	0	1	0	70	0	29	0
BE		12	-1	44	0	29	2	14	-2	1	1	56	-1	43	0
BG		18	0	38	0	24	0	16	-1	4	1	56	0	40	-1
CZ		16	-1	50	1	24	4	8	-3	2	-1	66	0	32	1
DK		65	3	26	-2	5	0	3	-1	1	0	91	1	8	-1
DE		31	4	41	-7	17	0	8	2	3	1	72	-3	25	2
EE		4	-5	34	-5	35	4	22	4	5	2	38	-10	57	8
IE		22	-1	47	5	20	-3	10	0	1	-1	69	4	30	-3
EL		10	2	17	-6	38	-1	35	5	0	0	27	-4	73	4
ES		13	-3	39	1	28	1	19	2	1	-1	52	-2	47	3
FR		21	4	43	7	23	-5	11	-6	2	0	64	11	34	-11
HR		33	5	47	-5	13	-2	5	0	2	2	80	0	18	-2
IT		7	-1	41	6	35	1	16	-7	1	1	48	5	51	-6
CY		4	0	25	-3	40	4	30	0	1	-1	29	-3	70	4
LV		10	-8	37	1	33	6	18	1	2	0	47	-7	51	7
LT		6	0	35	-1	31	-3	24	3	4	1	41	-1	55	0
LU		26	-1	47	5	17	-4	9	1	1	-1	73	4	26	-3
HU		11	0	39	3	30	3	19	-6	1	0	50	3	49	-3
MT		9	0	40	-1	37	-2	13	2	1	1	49	-1	50	0
NL		37	0	43	1	15	-1	5	0	0	0	80	1	20	-1
AT		40	3	36	-2	13	-1	11	0	0	0	76	1	24	-1
PL		21	1	56	-3	18	0	4	2	1	0	77	-2	22	2
PT		19	1	47	3	27	-5	6	1	1	0	66	4	33	-4
RO		10	0	40	-1	30	-3	19	4	1	0	50	-1	49	1
SI		21	1	41	-1	24	-4	12	2	2	2	62	0	36	-2
SK		31	4	46	3	16	-4	5	-4	2	1	77	7	21	-8
FI		39	-2	43	-1	13	2	4	0	1	1	82	-3	17	2
SE		66	3	27	-4	5	1	2	0	0	0	93	-1	7	1





























SD19a.2 To what extent do you agree or disagree with each of the following statements?

**My voice counts in (OUR COUNTRY) (%)**

		Totally agree		Tend to agree		Tend to disagree		Totally disagree		Don't know		Total 'Agree'		Total 'Disagree'	
		Mar/Apr 2026	Diff. Mar/Apr 2026 - Oct/Nov 2025	Mar/Apr 2026	Diff. Mar/Apr 2026 - Oct/Nov 2025	Mar/Apr 2026	Diff. Mar/Apr 2026 - Oct/Nov 2025	Mar/Apr 2026	Diff. Mar/Apr 2026 - Oct/Nov 2025	Mar/Apr 2026	Diff. Mar/Apr 2026 - Oct/Nov 2025	Mar/Apr 2026	Diff. Mar/Apr 2026 - Oct/Nov 2025	Mar/Apr 2026	Diff. Mar/Apr 2026 - Oct/Nov 2025
EU27		22	1	41	0	23	-1	12	-1	2	1	63	1	35	-2
EURO		21	1	40	0	24	-1	13	-1	2	1	61	1	37	-2
NON EURO		25	1	45	-1	20	0	9	0	1	0	70	0	29	0
TR		23	5	22	-12	19	-16	33	20	3	3	45	-7	52	4
MK		24	-2	38	-1	23	1	15	2	0	0	62	-3	38	3
ME		18	4	52	24	20	-5	9	-21	1	-2	70	28	29	-26
RS		30	-1	29	-2	20	0	21	3	0	0	59	-3	41	3
AL		5	1	26	1	39	2	29	-5	1	1	31	2	68	-3
MD		25	-3	30	0	20	2	22	2	3	-1	55	-3	42	4
UK		4	-2	38	7	35	-4	20	-1	3	0	42	5	55	-5
BA		16	6	39	1	32	0	13	-6	0	-1	55	7	45	-6
XK		20	-15	33	5	14	0	31	11	2	-1	53	-10	45	11
TCC		23	-6	43	15	25	1	9	-10	0	0	66	9	34	-9
GE		42	-3	23	-3	14	4	19	2	2	0	65	-6	33	6











SD19a.3 To what extent do you agree or disagree with each of the following statements?

**The EU's voice counts in the world (%)**

		Totally agree		Tend to agree		Tend to disagree		Totally disagree		Don't know		Total 'Agree'		Total 'Disagree'	
		Mar/Apr 2026	Diff. Mar/Apr 2026 - Oct/Nov 2025	Mar/Apr 2026	Diff. Mar/Apr 2026 - Oct/Nov 2025	Mar/Apr 2026	Diff. Mar/Apr 2026 - Oct/Nov 2025	Mar/Apr 2026	Diff. Mar/Apr 2026 - Oct/Nov 2025	Mar/Apr 2026	Diff. Mar/Apr 2026 - Oct/Nov 2025	Mar/Apr 2026	Diff. Mar/Apr 2026 - Oct/Nov 2025	Mar/Apr 2026	Diff. Mar/Apr 2026 - Oct/Nov 2025
EU27		19	0	48	-1	23	0	7	0	3	1	67	-1	30	0
EURO		18	-1	48	0	24	0	7	0	3	1	66	-1	31	0
NON EURO		22	-1	52	0	18	0	6	2	2	-1	74	-1	24	2
BE		13	1	46	-6	32	4	8	1	1	0	59	-5	40	5
BG		20	-4	46	4	17	-2	9	1	8	1	66	0	26	-1
CZ		19	0	42	-4	26	1	10	3	3	0	61	-4	36	4
DK		52	9	38	-7	7	-1	1	-1	2	0	90	2	8	-2
DE		18	3	48	-2	25	-3	6	1	3	1	66	1	31	-2
EE		12	-3	54	2	22	0	8	2	4	-1	66	-1	30	2
IE		27	-1	52	-3	14	4	4	0	3	0	79	-4	18	4
EL		17	-3	41	-6	27	6	14	4	1	-1	58	-9	41	10
ES		20	-11	46	6	23	4	8	1	3	0	66	-5	31	5
FR		14	1	49	1	22	-4	10	0	5	2	63	2	32	-4
HR		27	4	45	-9	15	-2	8	3	5	4	72	-5	23	1
IT		15	1	45	-1	29	2	9	-2	2	0	60	0	38	0
CY		13	-3	53	5	23	1	8	-3	3	0	66	2	31	-2
LV		14	-6	52	-1	22	5	7	2	5	0	66	-7	29	7
LT		10	-1	58	0	21	-1	6	2	5	0	68	-1	27	1
LU		19	2	51	0	23	0	6	-1	1	-1	70	2	29	-1
HU		19	-1	53	4	20	-3	7	0	1	0	72	3	27	-3
MT		16	0	64	-3	15	2	4	1	1	0	80	-3	19	3
NL		21	-3	52	8	21	-4	5	0	1	-1	73	5	26	-4
AT		29	3	37	-4	24	2	8	-1	2	0	66	-1	32	1
PL		18	-2	56	-3	18	1	5	3	3	1	74	-5	23	4
PT		25	2	62	-3	10	2	1	0	2	-1	87	-1	11	2
RO		16	-3	49	1	23	0	10	4	2	-2	65	-2	33	4
SI		13	-2	45	3	31	-2	9	1	2	0	58	1	40	-1
SK		26	0	49	-2	17	1	6	1	2	0	75	-2	23	2
FI		25	2	56	2	15	-3	3	0	1	-1	81	4	18	-3
SE		33	1	54	-1	10	0	2	0	1	0	87	0	12	0

SD19a.3 To what extent do you agree or disagree with each of the following statements?

**The EU's voice counts in the world (%)**

		Totally agree		Tend to agree		Tend to disagree		Totally disagree		Don't know		Total 'Agree'		Total 'Disagree'	
		Mar/Apr 2026	Diff. Mar/Apr 2026 - Oct/Nov 2025	Mar/Apr 2026	Diff. Mar/Apr 2026 - Oct/Nov 2025	Mar/Apr 2026	Diff. Mar/Apr 2026 - Oct/Nov 2025	Mar/Apr 2026	Diff. Mar/Apr 2026 - Oct/Nov 2025	Mar/Apr 2026	Diff. Mar/Apr 2026 - Oct/Nov 2025	Mar/Apr 2026	Diff. Mar/Apr 2026 - Oct/Nov 2025	Mar/Apr 2026	Diff. Mar/Apr 2026 - Oct/Nov 2025
EU27		19	0	48	-1	23	0	7	0	3	1	67	-1	30	0
EURO		18	-1	48	0	24	0	7	0	3	1	66	-1	31	0
NON EURO		22	-1	52	0	18	0	6	2	2	-1	74	-1	24	2
TR		21	6	33	-6	16	-15	27	13	3	2	54	0	43	-2
MK		29	2	44	-7	18	4	8	1	1	0	73	-5	26	5
ME		15	1	55	24	21	2	8	-19	1	-8	70	25	29	-17
RS		25	-4	38	-6	26	8	10	2	1	0	63	-10	36	10
AL		24	0	55	-6	13	3	6	3	2	0	79	-6	19	6
MD		31	-4	38	4	11	0	11	4	9	-4	69	0	22	4
UK		12	1	44	-4	29	5	10	3	5	-5	56	-3	39	8
BA		21	-3	46	1	27	4	6	-1	0	-1	67	-2	33	3
XK		41	-16	35	7	8	2	10	6	6	1	76	-9	18	8
TCC		22	-29	45	17	27	11	6	2	0	-1	67	-12	33	13
GE		29	-1	35	-2	13	3	15	2	8	-2	64	-3	28	5











Standard Eurobarometer 105  
Spring 2026

QA14 Would you say that you are very optimistic, fairly optimistic, fairly pessimistic or very pessimistic about the future of the EU? (%)

		Very optimistic		Fairly optimistic		Fairly pessimistic		Very pessimistic		Don't Know		Total 'Optimistic'		Total 'Pessimistic'	
		Mar/Apr 2026		Mar/Apr 2026		Mar/Apr 2026		Mar/Apr 2026		Mar/Apr 2026		Mar/Apr 2026		Mar/Apr 2026	
			Diff. Mar/Apr 2026 - Oct/Nov 2025		Diff. Mar/Apr 2026 - Oct/Nov 2025		Diff. Mar/Apr 2026 - Oct/Nov 2025		Diff. Mar/Apr 2026 - Oct/Nov 2025		Diff. Mar/Apr 2026 - Oct/Nov 2025		Diff. Mar/Apr 2026 - Oct/Nov 2025		Diff. Mar/Apr 2026 - Oct/Nov 2025
EU27		7	1	53	0	30	-1	7	0	3	0	60	1	37	-1
EURO		6	1	51	-1	32	0	7	0	4	0	57	0	39	0
NON EURO		9	1	58	1	24	-3	5	0	4	1	67	2	29	-3
BE		4	1	48	2	39	-3	8	0	1	0	52	3	47	-3
BG		12	3	44	2	25	-5	13	-1	6	1	56	5	38	-6
CZ		5	-1	52	5	31	-4	8	-2	4	2	57	4	39	-6
DK		21	7	65	2	10	-6	2	-1	2	-2	86	9	12	-7
DE		5	1	55	-2	32	1	5	-1	3	1	60	-1	37	0
EE		6	0	56	3	26	-4	7	0	5	1	62	3	33	-4
IE		22	4	57	-1	14	-1	2	-1	5	-1	79	3	16	-2
EL		5	1	33	-7	40	-1	19	6	3	1	38	-6	59	5
ES		12	4	49	-1	29	1	7	0	3	-4	61	3	36	1
FR		2	-1	43	5	36	-7	13	2	6	1	45	4	49	-5
HR		12	2	53	-3	22	-3	11	3	2	1	65	-1	33	0
IT		5	1	57	-1	32	2	3	-2	3	0	62	0	35	0
CY		5	2	52	2	32	3	8	-4	3	-3	57	4	40	-1
LV		6	-2	55	-2	29	2	6	2	4	0	61	-4	35	4
LT		13	2	54	-6	24	3	5	1	4	0	67	-4	29	4
LU		12	3	52	1	29	-1	4	-4	3	1	64	4	33	-5
HU		6	0	51	-1	34	-1	7	2	2	0	57	-1	41	1
MT		12	4	56	-5	22	-4	3	1	7	4	68	-1	25	-3
NL		5	1	58	-4	31	5	5	-2	1	0	63	-3	36	3
AT		15	2	42	-3	29	3	11	-1	3	-1	57	-1	40	2
PL		10	2	62	-2	20	-2	4	1	4	1	72	0	24	-1
PT		2	1	60	-5	30	4	5	2	3	-2	62	-4	35	6
RO		9	2	52	-1	28	0	7	0	4	-1	61	1	35	0
SI		6	-3	52	-3	34	5	5	0	3	1	58	-6	39	5
SK		10	3	52	-4	28	1	8	-1	2	1	62	-1	36	0
FI		6	1	61	-2	26	0	3	1	4	0	67	-1	29	1
SE		8	0	65	5	23	-3	3	-2	1	0	73	5	26	-5





























Standard Eurobarometer 105  
Spring 2026

QA14 Would you say that you are very optimistic, fairly optimistic, fairly pessimistic or very pessimistic about the future of the EU? (%)

		Very optimistic		Fairly optimistic		Fairly pessimistic		Very pessimistic		Don't Know		Total 'Optimistic'		Total 'Pessimistic'	
		Mar/Apr 2026		Mar/Apr 2026		Mar/Apr 2026		Mar/Apr 2026		Mar/Apr 2026		Mar/Apr 2026		Mar/Apr 2026	
			Diff. Mar/Apr 2026 - Oct/Nov 2025		Diff. Mar/Apr 2026 - Oct/Nov 2025		Diff. Mar/Apr 2026 - Oct/Nov 2025		Diff. Mar/Apr 2026 - Oct/Nov 2025		Diff. Mar/Apr 2026 - Oct/Nov 2025		Diff. Mar/Apr 2026 - Oct/Nov 2025		Diff. Mar/Apr 2026 - Oct/Nov 2025
EU27		7	1	53	0	30	-1	7	0	3	0	60	1	37	-1
EURO		6	1	51	-1	32	0	7	0	4	0	57	0	39	0
NON EURO		9	1	58	1	24	-3	5	0	4	1	67	2	29	-3
TR		19	8	32	-9	20	-12	26	12	3	1	51	-1	46	0
MK		17	2	55	-2	19	0	8	0	1	0	72	0	27	0
ME		10	-5	61	22	26	-13	2	-1	1	-3	71	17	28	-14
RS		16	2	32	-2	34	-2	17	4	1	-2	48	0	51	2
AL		18	-5	67	7	11	-2	2	-1	2	1	85	2	13	-3
MD		20	-2	42	0	18	0	14	3	6	-1	62	-2	32	3
UK		5	0	48	-1	32	3	8	1	7	-3	53	-1	40	4
BA		16	0	50	0	29	4	5	-2	0	-2	66	0	34	2
XK		31	-13	57	12	6	0	3	1	3	0	88	-1	9	1
TCC		14	-9	59	13	23	0	4	-3	0	-1	73	4	27	-3
GE		18	1	44	-3	17	-1	11	4	10	-1	62	-2	28	3











Standard Eurobarometer 105  
Spring 2026

QA15 Which statement comes closest to your view? Within the last 12 months your quality of life (comfort or budget-wise) has... (%)

		Improved		Stayed the same		Deteriorated		Don't know	
		Mar/Apr 2026	Diff. Mar/Apr 2026 - Oct/Nov 2025	Mar/Apr 2026	Diff. Mar/Apr 2026 - Oct/Nov 2025	Mar/Apr 2026	Diff. Mar/Apr 2026 - Oct/Nov 2025	Mar/Apr 2026	Diff. Mar/Apr 2026 - Oct/Nov 2025
EU27		12	0	61	-3	27	3	0	0
EURO		11	0	60	-3	29	3	0	0
NON EURO		17	3	64	-3	19	0	0	0
BE		10	-1	62	0	28	1	0	0
BG		8	-3	54	-5	37	7	1	1
CZ		7	-3	68	2	25	1	0	0
DK		23	1	63	0	13	-1	1	0
DE		11	1	59	-2	30	1	0	0
EE		10	-2	60	2	29	-1	1	1
IE		16	0	57	-4	26	4	1	0
EL		6	0	46	-11	48	11	0	0
ES		14	-1	64	-5	22	6	0	0
FR		7	1	52	-3	40	1	1	1
HR		17	2	59	0	24	-2	0	0
IT		9	1	71	-2	20	1	0	0
CY		13	0	63	8	24	-7	0	-1
LV		18	-5	65	4	16	0	1	1
LT		17	-1	70	-2	13	3	0	0
LU		15	0	61	2	23	-2	1	0
HU		7	1	77	1	16	-2	0	0
MT		31	5	53	1	16	-6	0	0
NL		19	-4	68	3	13	1	0	0
AT		12	-2	47	-3	41	5	0	0
PL		21	5	65	-9	13	3	1	1
PT		9	-4	51	-3	40	7	0	0
RO		14	7	54	-7	32	0	0	0
SI		13	0	67	2	20	-2	0	0
SK		9	-1	59	2	32	-1	0	0
FI		19	-5	64	3	17	2	0	0
SE		28	0	58	1	14	-1	0	0





























Standard Eurobarometer 105  
Spring 2026

QA15 Which statement comes closest to your view? Within the last 12 months your quality of life (comfort or budget-wise) has... (%)





























		Improved		Stayed the same		Deteriorated		Don't know	
		Mar/Apr 2026	Diff. Mar/Apr 2026 - Oct/Nov 2025	Mar/Apr 2026	Diff. Mar/Apr 2026 - Oct/Nov 2025	Mar/Apr 2026	Diff. Mar/Apr 2026 - Oct/Nov 2025	Mar/Apr 2026	Diff. Mar/Apr 2026 - Oct/Nov 2025
EU27		12	0	61	-3	27	3	0	0
EURO		11	0	60	-3	29	3	0	0
NON EURO		17	3	64	-3	19	0	0	0
TR		27	3	41	-12	32	9	0	0
MK		18	-3	59	-3	23	6	0	0
ME		38	23	51	-12	11	-8	0	-3
RS		13	-4	53	-2	34	6	0	0
AL		26	5	65	-4	9	-1	0	0
MD		21	-4	53	-4	25	8	1	0
UK		11	-3	61	-2	28	5	0	0
BA		17	2	66	-7	17	5	0	0
XK		33	-6	49	3	18	3	0	0
TCC		25	-3	61	11	14	-8	0	0
GE		28	-5	52	0	20	5	0	0

Standard Eurobarometer 105  
Spring 2026

QB1.1 To what extent do you agree or disagree with each of the following statements?  
**The interests of (OUR COUNTRY) are well taken into account in the EU (%)**





























		Totally agree		Tend to agree		Tend to disagree		Totally disagree		Don't know		Total 'Agree'		Total 'Disagree'	
		Mar/Apr 2026	Diff. Mar/Apr 2026 - Mar/Apr 2025	Mar/Apr 2026	Diff. Mar/Apr 2026 - Mar/Apr 2025	Mar/Apr 2026	Diff. Mar/Apr 2026 - Mar/Apr 2025	Mar/Apr 2026	Diff. Mar/Apr 2026 - Mar/Apr 2025	Mar/Apr 2026	Diff. Mar/Apr 2026 - Mar/Apr 2025	Mar/Apr 2026	Diff. Mar/Apr 2026 - Mar/Apr 2025	Mar/Apr 2026	Diff. Mar/Apr 2026 - Mar/Apr 2025
EU27		12	-1	49	0	27	1	8	0	4	0	61	-1	35	1
EURO		12	-1	48	-1	27	1	8	0	5	1	60	-2	35	1
NON EURO		11	0	50	1	25	-1	10	1	4	-1	61	1	35	0
BE		7	-3	52	2	32	0	6	1	3	0	59	-1	38	1
BG		11	1	35	1	31	-1	16	0	7	-1	46	2	47	-1
CZ		8	1	40	4	36	-3	12	-2	4	0	48	5	48	-5
DK		20	2	57	4	13	-3	4	-1	6	-2	77	6	17	-4
DE		15	-1	53	-2	24	3	5	0	3	0	68	-3	29	3
EE		6	-2	49	5	29	-4	10	0	6	1	55	3	39	-4
IE		21	0	52	-2	18	4	3	-3	6	1	73	-2	21	1
EL		6	-3	27	-3	42	8	22	-1	3	-1	33	-6	64	7
ES		18	1	50	5	23	-2	6	0	3	-4	68	6	29	-2
FR		8	-3	41	-4	29	2	12	1	10	4	49	-7	41	3
HR		14	1	47	-3	25	-2	10	4	4	0	61	-2	35	2
IT		10	0	50	3	30	-2	7	-2	3	1	60	3	37	-4
CY		4	0	39	7	37	0	14	-8	6	1	43	7	51	-8
LV		8	-1	42	-4	35	5	9	0	6	0	50	-5	44	5
LT		10	1	52	-3	26	1	5	1	7	0	62	-2	31	2
LU		19	3	60	1	12	-1	4	1	5	-4	79	4	16	0
HU		10	-3	45	3	24	-4	19	4	2	0	55	0	43	0
MT		17	-2	48	5	28	1	3	-4	4	0	65	3	31	-3
NL		16	3	49	-6	27	2	6	2	2	-1	65	-3	33	4
AT		22	0	36	-8	26	6	13	2	3	0	58	-8	39	8
PL		11	1	54	1	25	1	6	-1	4	-2	65	2	31	0
PT		9	-1	73	7	14	1	1	-3	3	-4	82	6	15	-2
RO		11	-2	45	-3	28	4	13	2	3	-1	56	-5	41	6
SI		6	-1	41	3	38	-4	10	-1	5	3	47	2	48	-5
SK		14	4	39	-6	30	0	13	1	4	1	53	-2	43	1
FI		4	0	49	2	36	-3	6	0	5	1	53	2	42	-3
SE		10	-2	58	-1	21	1	6	1	5	1	68	-3	27	2

QB1.2 To what extent do you agree or disagree with each of the following statements?  
**All EU Member States should respect the core values of the EU, such as fundamental rights, rule of law and democracy (%)**

		Totally agree		Tend to agree		Tend to disagree		Totally disagree		Don't know		Total 'Agree'		Total 'Disagree'	
		Mar/Apr 2026	Diff. Mar/Apr 2026 - Mar/Apr 2025	Mar/Apr 2026	Diff. Mar/Apr 2026 - Mar/Apr 2025	Mar/Apr 2026	Diff. Mar/Apr 2026 - Mar/Apr 2025	Mar/Apr 2026	Diff. Mar/Apr 2026 - Mar/Apr 2025	Mar/Apr 2026	Diff. Mar/Apr 2026 - Mar/Apr 2025	Mar/Apr 2026	Diff. Mar/Apr 2026 - Mar/Apr 2025	Mar/Apr 2026	Diff. Mar/Apr 2026 - Mar/Apr 2025
EU27		55	-1	37	2	6	0	1	0	1	-1	92	1	7	0
EURO		57	-2	35	2	5	0	1	0	2	0	92	0	6	0
NON EURO		46	0	42	1	8	0	2	0	2	-1	88	1	10	0
BE		55	-2	37	2	7	1	1	0	0	-1	92	0	8	1
BG		42	-3	43	4	8	-1	3	-1	4	1	85	1	11	-2
CZ		46	-4	40	5	10	-1	2	0	2	0	86	1	12	-1
DK		77	0	17	0	3	1	1	0	2	-1	94	0	4	1
DE		66	-6	29	5	3	0	1	1	1	0	95	-1	4	1
EE		48	-1	43	2	5	-1	2	0	2	0	91	1	7	-1
IE		57	-3	39	6	2	-1	0	-1	2	-1	96	3	2	-2
EL		64	1	26	-5	7	3	2	1	1	0	90	-4	9	4
ES		66	1	29	1	3	-1	0	0	2	-1	95	2	3	-1
FR		51	0	38	0	6	-1	2	0	3	1	89	0	8	-1
HR		43	2	47	-1	5	-3	2	0	3	2	90	1	7	-3
IT		41	-4	48	4	8	0	1	0	2	0	89	0	9	0
CY		78	8	15	-7	3	-2	1	-1	3	2	93	1	4	-3
LV		54	-2	36	-1	6	2	1	0	3	1	90	-3	7	2
LT		54	-2	38	0	4	1	1	1	3	0	92	-2	5	2
LU		77	8	21	-5	2	-1	0	-1	0	-1	98	3	2	-2
HU		43	-6	49	8	6	-2	1	0	1	0	92	2	7	-2
MT		65	7	31	-3	3	-2	0	-2	1	0	96	4	3	-4
NL		69	-2	23	0	5	0	2	1	1	1	92	-2	7	1
AT		61	3	31	-3	6	1	1	-1	1	0	92	0	7	0
PL		36	5	52	-4	9	0	2	1	1	-2	88	1	11	1
PT		31	-7	61	4	6	4	0	0	2	-1	92	-3	6	4
RO		34	-5	48	3	12	2	3	0	3	0	82	-2	15	2
SI		70	0	24	-2	5	2	1	0	0	0	94	-2	6	2
SK		68	4	28	-4	3	0	1	0	0	0	96	0	4	0
FI		83	-3	12	1	2	1	1	0	2	1	95	-2	3	1
SE		90	-1	7	1	2	1	1	0	0	-1	97	0	3	1





























QB2.1 What is your opinion on each of the following statements? Please tell for each statement, whether you are for it or against it.

**A common foreign policy of the Member States (%)**

		For		Against		Don't know	
		Mar/Apr 2026	Diff. Mar/Apr 2026 - Oct/Nov 2025	Mar/Apr 2026	Diff. Mar/Apr 2026 - Oct/Nov 2025	Mar/Apr 2026	Diff. Mar/Apr 2026 - Oct/Nov 2025
EU27		72	0	22	0	6	0
EURO		74	0	20	0	6	0
NON EURO		65	0	29	-1	6	1
BE		73	0	24	-1	3	1
BG		62	6	28	-4	10	-2
CZ		63	-3	33	2	4	1
DK		63	-1	30	2	7	-1
DE		81	-1	14	-2	5	3
EE		66	1	25	1	9	-2
IE		74	3	16	-3	10	0
EL		74	-1	23	1	3	0
ES		81	1	13	1	6	-2
FR		60	-1	30	1	10	0
HR		71	0	25	0	4	0
IT		78	0	19	0	3	0
CY		81	2	13	-2	6	0
LV		74	0	19	1	7	-1
LT		78	-5	14	5	8	0
LU		72	-1	23	2	5	-1
HU		63	-4	31	3	6	1
MT		60	-6	37	7	3	-1
NL		78	-1	19	0	3	1
AT		62	0	35	0	3	0
PL		69	1	25	-2	6	1
PT		71	3	21	1	8	-4
RO		66	3	28	-3	6	0
SI		70	-4	25	1	5	3
SK		72	4	25	-3	3	-1
FI		72	-3	18	2	10	1
SE		57	-5	36	1	7	4





























QB2.2 What is your opinion on each of the following statements? Please tell for each statement, whether you are for it or against it.

**A common security and defence policy among Member States (%)**

		For		Against		Don't know	
		Mar/Apr 2026	Diff. Mar/Apr 2026 - Oct/Nov 2025	Mar/Apr 2026	Diff. Mar/Apr 2026 - Oct/Nov 2025	Mar/Apr 2026	Diff. Mar/Apr 2026 - Oct/Nov 2025
EU27		81	2	15	-2	4	0
EURO		82	2	14	-2	4	0
NON EURO		76	1	20	-1	4	0
BE		81	-2	17	1	2	1
BG		72	8	18	-7	10	-1
CZ		71	-2	25	0	4	2
DK		85	2	11	-2	4	0
DE		87	1	9	-3	4	2
EE		79	0	15	1	6	-1
IE		75	9	18	-8	7	-1
EL		77	-1	21	0	2	1
ES		87	3	10	-1	3	-2
FR		77	3	18	-2	5	-1
HR		78	2	19	-2	3	0
IT		82	1	15	-1	3	0
CY		90	4	5	-5	5	1
LV		84	0	10	0	6	0
LT		86	-1	9	2	5	-1
LU		88	-1	10	2	2	-1
HU		74	2	22	-2	4	0
MT		62	-7	33	4	5	3
NL		87	3	12	-2	1	-1
AT		65	2	32	-2	3	0
PL		79	-2	18	1	3	1
PT		76	4	20	2	4	-6
RO		72	6	23	-6	5	0
SI		80	0	17	-1	3	1
SK		84	8	13	-8	3	0
FI		85	-4	10	3	5	1
SE		79	2	19	-3	2	1





























QB2.3 What is your opinion on each of the following statements? Please tell for each statement, whether you are for it or against it.

**The EU's common trade policy (%)**

		For		Against		Don't know	
		Mar/Apr 2026	Diff. Mar/Apr 2026 - Oct/Nov 2025	Mar/Apr 2026	Diff. Mar/Apr 2026 - Oct/Nov 2025	Mar/Apr 2026	Diff. Mar/Apr 2026 - Oct/Nov 2025
EU27		77	2	18	-2	5	0
EURO		78	2	17	-2	5	0
NON EURO		71	2	24	-2	5	0
BE		77	0	21	1	2	-1
BG		64	3	25	-2	11	-1
CZ		61	-3	34	2	5	1
DK		86	5	9	-5	5	0
DE		86	1	11	-2	3	1
EE		79	4	15	-3	6	-1
IE		84	2	7	-2	9	0
EL		74	-2	23	4	3	-2
ES		83	3	12	-1	5	-2
FR		67	5	24	-5	9	0
HR		76	3	20	-4	4	1
IT		74	1	22	-1	4	0
CY		82	-1	12	0	6	1
LV		80	0	12	-1	8	1
LT		83	-1	11	4	6	-3
LU		77	-2	20	3	3	-1
HU		75	0	20	-1	5	1
MT		81	0	17	2	2	-2
NL		82	0	15	-1	3	1
AT		72	-1	26	2	2	-1
PL		70	0	24	-1	6	1
PT		89	3	5	0	6	-3
RO		66	5	29	-4	5	-1
SI		75	-5	21	3	4	2
SK		77	4	19	-3	4	-1
FI		80	1	12	0	8	-1
SE		83	2	11	-5	6	3





























QB2.4 What is your opinion on each of the following statements? Please tell for each statement, whether you are for it or against it.

**A common European policy on migration (%)**

		For		Against		Don't know	
		Mar/Apr 2026	Diff. Mar/Apr 2026 - Oct/Nov 2025	Mar/Apr 2026	Diff. Mar/Apr 2026 - Oct/Nov 2025	Mar/Apr 2026	Diff. Mar/Apr 2026 - Oct/Nov 2025
EU27		69	1	27	0	4	-1
EURO		72	0	24	0	4	0
NON EURO		55	0	40	0	5	0
BE		67	-2	30	1	3	1
BG		60	5	30	-5	10	0
CZ		40	-1	55	0	5	1
DK		63	7	30	-7	7	0
DE		77	1	21	-1	2	0
EE		40	-1	49	0	11	1
IE		71	4	22	-3	7	-1
EL		72	-1	25	1	3	0
ES		82	2	14	-1	4	-1
FR		62	0	29	0	9	0
HR		70	2	26	-3	4	1
IT		79	0	19	0	2	0
CY		73	-2	20	-1	7	3
LV		49	2	43	-2	8	0
LT		61	-1	33	2	6	-1
LU		76	1	21	-1	3	0
HU		42	-1	54	0	4	1
MT		70	6	28	-6	2	0
NL		75	-2	23	1	2	1
AT		50	-5	47	5	3	0
PL		58	1	38	-1	4	0
PT		75	3	21	1	4	-4
RO		58	2	36	-2	6	0
SI		59	-3	37	1	4	2
SK		51	3	45	-4	4	1
FI		59	0	29	2	12	-2
SE		65	-6	31	5	4	1





























QB2.5 What is your opinion on each of the following statements? Please tell for each statement, whether you are for it or against it.

**A common European energy policy (%)**

		For		Against		Don't know	
		Mar/Apr 2026	Diff. Mar/Apr 2026 - Oct/Nov 2025	Mar/Apr 2026	Diff. Mar/Apr 2026 - Oct/Nov 2025	Mar/Apr 2026	Diff. Mar/Apr 2026 - Oct/Nov 2025
EU27		74	2	21	-2	5	0
EURO		77	2	19	-1	4	-1
NON EURO		63	1	32	-1	5	0
BE		78	2	20	-2	2	0
BG		57	5	34	-2	9	-3
CZ		51	0	44	-1	5	1
DK		81	5	15	-5	4	0
DE		81	4	15	-6	4	2
EE		57	-3	33	3	10	0
IE		82	4	10	-3	8	-1
EL		72	-2	24	1	4	1
ES		82	2	13	0	5	-2
FR		70	1	24	0	6	-1
HR		75	1	21	-2	4	1
IT		78	-2	19	1	3	1
CY		86	3	8	-4	6	1
LV		72	6	19	-5	9	-1
LT		77	-1	15	1	8	0
LU		81	-1	17	3	2	-2
HU		66	-4	30	3	4	1
MT		82	0	15	0	3	0
NL		77	4	21	-4	2	0
AT		60	-3	36	2	4	1
PL		65	0	29	-1	6	1
PT		88	9	8	-4	4	-5
RO		63	5	32	-3	5	-2
SI		72	-2	25	1	3	1
SK		71	4	24	-4	5	0
FI		61	0	28	1	11	-1
SE		59	-3	37	3	4	0





























QB2.6 What is your opinion on each of the following statements? Please tell for each statement, whether you are for it or against it.

**Enlargement of the EU to include other countries in future years (%)**

		For		Against		Don't know	
		Mar/Apr 2026	Diff. Mar/Apr 2026 - Oct/Nov 2025	Mar/Apr 2026	Diff. Mar/Apr 2026 - Oct/Nov 2025	Mar/Apr 2026	Diff. Mar/Apr 2026 - Oct/Nov 2025
EU27		53	1	40	-1	7	0
EURO		51	0	42	0	7	0
NON EURO		59	-1	34	0	7	1
BE		48	1	49	-1	3	0
BG		49	1	36	0	15	-1
CZ		39	-3	54	0	7	3
DK		62	1	28	-2	10	1
DE		43	3	53	-1	4	-2
EE		52	2	36	-3	12	1
IE		66	7	27	-4	7	-3
EL		51	-2	43	3	6	-1
ES		71	0	19	0	10	0
FR		35	-5	54	3	11	2
HR		67	0	26	-4	7	4
IT		58	2	37	-2	5	0
CY		57	8	33	-10	10	2
LV		66	0	25	1	9	-1
LT		70	1	19	-3	11	2
LU		47	-1	49	2	4	-1
HU		58	-1	37	2	5	-1
MT		71	2	24	-2	5	0
NL		51	1	44	-2	5	1
AT		38	-4	57	4	5	0
PL		62	-3	31	1	7	2
PT		56	2	34	0	10	-2
RO		64	2	30	-1	6	-1
SI		62	-3	34	3	4	0
SK		63	2	32	-3	5	1
FI		53	-2	38	3	9	-1
SE		61	-2	31	-1	8	3





























QB2.7 What is your opinion on each of the following statements? Please tell for each statement, whether you are for it or against it.

**The free movement of EU citizens who can live, work, study and do business anywhere in the EU (%)**

		For		Against		Don't know	
		Mar/Apr 2026	Diff. Mar/Apr 2026 - Oct/Nov 2025	Mar/Apr 2026	Diff. Mar/Apr 2026 - Oct/Nov 2025	Mar/Apr 2026	Diff. Mar/Apr 2026 - Oct/Nov 2025
EU27		86	1	12	-1	2	0
EURO		87	1	11	-1	2	0
NON EURO		83	1	15	-1	2	0
BE		84	3	15	-3	1	0
BG		88	2	8	-1	4	-1
CZ		82	-3	15	1	3	2
DK		84	3	13	-3	3	0
DE		91	1	7	-2	2	1
EE		91	-2	7	2	2	0
IE		93	3	5	-2	2	-1
EL		92	0	7	0	1	0
ES		94	2	5	-1	1	-1
FR		83	4	14	-4	3	0
HR		87	-1	10	-1	3	2
IT		81	-1	16	0	3	1
CY		91	2	4	-4	5	2
LV		93	-3	4	1	3	2
LT		91	-3	6	2	3	1
LU		96	2	4	-1	0	-1
HU		88	-1	12	2	0	-1
MT		89	-4	10	4	1	0
NL		82	-1	16	0	2	1
AT		77	4	21	-4	2	0
PL		80	-1	18	1	2	0
PT		90	2	7	0	3	-2
RO		78	3	19	-3	3	0
SI		89	2	10	-2	1	0
SK		90	0	8	-1	2	1
FI		92	0	6	0	2	0
SE		92	3	7	-3	1	0





























QB2.8 What is your opinion on each of the following statements? Please tell for each statement, whether you are for it or against it.

**A common EU health policy (%)**

		For		Against		Don't know	
		Mar/Apr 2026	Diff. Mar/Apr 2026 - Oct/Nov 2025	Mar/Apr 2026	Diff. Mar/Apr 2026 - Oct/Nov 2025	Mar/Apr 2026	Diff. Mar/Apr 2026 - Oct/Nov 2025
EU27		68	2	27	-2	5	0
EURO		69	2	26	-2	5	0
NON EURO		64	1	30	-2	6	1
BE		74	2	23	-3	3	1
BG		68	3	23	-3	9	0
CZ		57	0	37	-1	6	1
DK		41	1	49	-4	10	3
DE		65	-1	30	-1	5	2
EE		70	0	20	-1	10	1
IE		81	3	11	-2	8	-1
EL		80	-2	18	2	2	0
ES		78	3	18	0	4	-3
FR		62	5	31	-5	7	0
HR		71	-1	26	0	3	1
IT		71	-1	26	0	3	1
CY		89	-2	6	-1	5	3
LV		84	5	9	-3	7	-2
LT		74	-3	18	4	8	-1
LU		67	0	30	-1	3	1
HU		76	1	21	1	3	-2
MT		87	-1	12	3	1	-2
NL		62	4	34	-4	4	0
AT		53	-4	43	2	4	2
PL		70	0	24	-2	6	2
PT		75	2	22	0	3	-2
RO		68	6	28	-5	4	-1
SI		64	-6	31	4	5	2
SK		81	8	15	-7	4	-1
FI		54	2	33	0	13	-2
SE		47	-4	46	1	7	3

QB2.9 What is your opinion on each of the following statements? Please tell for each statement, whether you are for it or against it.





























**A common strategy to improve competitiveness in the EU (%)**

		For		Against		Don't know	
		Mar/Apr 2026	Diff. Mar/Apr 2026 - Oct/Nov 2025	Mar/Apr 2026	Diff. Mar/Apr 2026 - Oct/Nov 2025	Mar/Apr 2026	Diff. Mar/Apr 2026 - Oct/Nov 2025
EU27		81	2	14	-2	5	0
EURO		82	2	13	-2	5	0
NON EURO		74	1	19	-2	7	1
BE		81	2	16	-2	3	0
BG		71	5	16	-3	13	-2
CZ		73	0	23	-1	4	1
DK		82	1	8	-3	10	2
DE		88	0	8	-1	4	1
EE		75	-1	14	3	11	-2
IE		84	-1	8	1	8	0
EL		78	-3	18	3	4	0
ES		87	3	7	-1	6	-2
FR		74	6	18	-6	8	0
HR		77	-2	17	-1	6	3
IT		80	0	17	1	3	-1
CY		87	3	7	-4	6	1
LV		81	3	9	-1	10	-2
LT		76	-4	11	4	13	0
LU		84	2	13	2	3	-4
HU		83	1	15	0	2	-1
MT		86	-3	11	3	3	0
NL		84	3	13	-1	3	-2
AT		73	2	25	1	2	-3
PL		72	0	20	-2	8	2
PT		90	11	6	-6	4	-5
RO		70	2	24	-3	6	1
SI		82	-1	13	-1	5	2
SK		88	5	8	-5	4	0
FI		86	3	7	-1	7	-2
SE		79	-3	14	0	7	3

Standard Eurobarometer 105  
Spring 2026





























QB2.10 What is your opinion on each of the following statements? Please tell for each statement, whether you are for it or against it.

**A European economic and monetary union with one single currency, the euro (%)**





























		For		Against		Don't know	
		Mar/Apr 2026	Diff. Mar/Apr 2026 - Oct/Nov 2025	Mar/Apr 2026	Diff. Mar/Apr 2026 - Oct/Nov 2025	Mar/Apr 2026	Diff. Mar/Apr 2026 - Oct/Nov 2025
EU27		74	0	22	-1	4	1
EURO		82	0	15	0	3	0
NON EURO		44	-3	51	2	5	1
BE		82	2	16	-3	2	1
BG		55	13	39	-10	6	-3
CZ		28	-2	67	0	5	2
DK		36	3	57	-5	7	2
DE		87	1	10	-2	3	1
EE		87	-2	10	3	3	-1
IE		92	0	5	0	3	0
EL		73	-1	23	2	4	-1
ES		87	1	11	-1	2	0
FR		79	3	17	-3	4	0
HR		62	-1	36	0	2	1
IT		78	0	19	0	3	0
CY		82	-1	13	-1	5	2
LV		84	-5	11	3	5	2
LT		80	-2	15	2	5	0
LU		91	1	7	-1	2	0
HU		67	-5	29	4	4	1
MT		87	-6	12	6	1	0
NL		86	3	13	-2	1	-1
AT		71	0	26	1	3	-1
PL		38	-7	57	6	5	1
PT		89	-2	8	4	3	-2
RO		57	-2	37	1	6	1
SI		92	2	8	-1	0	-1
SK		90	6	8	-6	2	0
FI		89	1	8	-1	3	0
SE		37	-2	57	0	6	2

QB2.11 What is your opinion on each of the following statements? Please tell for each statement, whether you are for it or against it.

**A common climate policy (%)**

		For		Against		Don't know	
		Mar/Apr 2026	Diff. Mar/Apr 2026 - Oct/Nov 2025	Mar/Apr 2026	Diff. Mar/Apr 2026 - Oct/Nov 2025	Mar/Apr 2026	Diff. Mar/Apr 2026 - Oct/Nov 2025
EU27		75	1	21	-1	4	0
EURO		78	2	18	-2	4	0
NON EURO		66	0	30	0	4	0
BE		76	-1	21	-1	3	2
BG		66	3	22	-4	12	1
CZ		54	3	41	-5	5	2
DK		78	-3	19	2	3	1
DE		79	-1	17	-1	4	2
EE		46	-5	43	6	11	-1
IE		82	4	12	-2	6	-2
EL		73	-5	24	4	3	1
ES		81	1	15	1	4	-2
FR		77	6	17	-6	6	0
HR		75	3	22	-3	3	0
IT		79	2	18	-2	3	0
CY		83	-2	12	1	5	1
LV		59	2	33	-2	8	0
LT		73	-2	19	2	8	0
LU		83	-1	15	2	2	-1
HU		79	0	18	0	3	0
MT		84	-3	15	3	1	0
NL		79	0	20	0	1	0
AT		61	-3	37	3	2	0
PL		63	0	33	0	4	0
PT		77	4	20	1	3	-5
RO		62	2	32	-3	6	1
SI		72	-6	24	4	4	2
SK		76	5	20	-5	4	0
FI		72	2	22	-3	6	1
SE		82	-1	17	1	1	0

QB2.12 What is your opinion on each of the following statements? Please tell for each statement, whether you are for it or against it.  
**A digital single market within the EU (%)**

		For		Against		Refusal (SPONTANEOUS)		Don't know	
		Mar/Apr 2026		Mar/Apr 2026		Mar/Apr 2026		Mar/Apr 2026	
			Diff. Mar/Apr 2026 - Mar/Apr 2025		Diff. Mar/Apr 2026 - Mar/Apr 2025		Diff. Mar/Apr 2026 - Mar/Apr 2025		Diff. Mar/Apr 2026 - Mar/Apr 2025
EU27		72	1	20	0	-	0	8	-1
EURO		74	1	18	0	-	0	8	-1
NON EURO		65	1	26	1	-	-1	9	-1
BE		74	0	22	-1	-	0	4	1
BG		57	5	26	-5	-	-1	17	1
CZ		57	0	35	2	-	-1	8	-1
DK		67	3	18	-1	-	-1	15	-1
DE		83	0	10	0	-	0	7	0
EE		71	-12	17	8	-	0	12	4
IE		74	2	14	-4	-	0	12	2
EL		74	-2	20	5	-	0	6	-3
ES		74	8	14	-2	-	0	12	-6
FR		64	1	24	-4	-	0	12	3
HR		71	0	24	0	-	-1	5	1
IT		76	1	20	0	-	0	4	-1
CY_TCC		77	0	14	-4	-	0	9	4
LV		74	-5	13	2	-	0	13	3
LT		77	1	14	5	-	-1	9	-5
LU		63	1	29	-3	-	0	8	2
HU		75	-1	21	3	-	0	4	-2
MT		83	4	13	-1	-	-1	4	-2
NL		69	1	25	3	-	0	6	-4
AT		67	1	27	0	-	0	6	-1
PL		70	1	23	-1	-	0	7	0
PT		69	-5	22	8	-	-1	9	-2
RO		57	-3	36	5	-	-1	7	-1
SI		75	-8	20	5	-	0	5	3
SK		76	3	16	-2	-	-1	8	0
FI		72	5	14	2	-	0	14	-7
SE		62	9	20	-2	-	-1	18	-6

QB3.1 For each of the following statements, do you totally agree, tend to agree, tend to disagree or totally disagree?

**The EU has sufficient power and tools to defend the economic interests of Europe in the global economy (%)**

		Totally agree		Tend to agree		Tend to disagree		Totally disagree		Don't know		Total 'Agree'		Total 'Disagree'	
		Mar/Apr 2026		Mar/Apr 2026		Mar/Apr 2026		Mar/Apr 2026		Mar/Apr 2026		Mar/Apr 2026		Mar/Apr 2026	
			Diff.		Diff.		Diff.		Diff.		Diff.		Diff.		Diff.
EU27		17	-2	49	0	23	2	6	1	5	-1	66	-2	29	3
EURO		16	-3	48	1	24	2	6	0	6	0	64	-2	30	2
NON EURO		19	-1	52	-2	20	2	4	1	5	0	71	-3	24	3
BE		10	-5	46	1	35	3	6	0	3	1	56	-4	41	3
BG		25	0	45	3	15	-1	4	-2	11	0	70	3	19	-3
CZ		13	1	44	-3	31	3	6	1	6	-2	57	-2	37	4
DK		20	5	48	0	19	-3	4	1	9	-3	68	5	23	-2
DE		16	-1	46	-2	27	2	8	2	3	-1	62	-3	35	4
EE		12	-3	44	-5	28	5	8	3	8	0	56	-8	36	8
IE		22	-4	48	1	15	3	3	-1	12	1	70	-3	18	2
EL		24	-4	44	-5	22	7	5	2	5	0	68	-9	27	9
ES		19	-11	47	8	22	5	7	0	5	-2	66	-3	29	5
FR		11	-1	45	2	25	-1	9	0	10	0	56	1	34	-1
HR		19	-5	50	-4	20	4	5	3	6	2	69	-9	25	7
IT		18	0	56	2	19	0	4	-1	3	-1	74	2	23	-1
CY		17	-5	48	0	22	3	8	1	5	1	65	-5	30	4
LV		16	-7	47	0	25	6	6	1	6	0	63	-7	31	7
LT		21	-3	49	1	20	2	3	1	7	-1	70	-2	23	3
LU		20	0	43	3	25	1	8	-2	4	-2	63	3	33	-1
HU		18	-6	52	0	22	3	5	2	3	1	70	-6	27	5
MT		18	0	54	-9	18	4	2	-1	8	6	72	-9	20	3
NL		11	-3	45	-2	36	5	5	2	3	-2	56	-5	41	7
AT		31	-3	42	2	17	0	7	1	3	0	73	-1	24	1
PL		22	0	55	-4	16	3	3	1	4	0	77	-4	19	4
PT		18	-1	71	4	4	1	0	-1	7	-3	89	3	4	0
RO		21	2	50	-2	19	0	5	1	5	-1	71	0	24	1
SI		15	-8	38	-2	35	7	9	2	3	1	53	-10	44	9
SK		23	-6	47	2	18	4	6	2	6	-2	70	-4	24	6
FI		8	-4	50	4	31	1	4	-1	7	0	58	0	35	0
SE		12	-2	57	1	22	1	5	1	4	-1	69	-1	27	2

Standard Eurobarometer 105  
Spring 2026





























QB3.2 For each of the following statements, do you totally agree, tend to agree, tend to disagree or totally disagree?

**The EU should diversify its trade relations with countries all over the world (%)**

		Totally agree		Tend to agree		Tend to disagree		Totally disagree		Don't know		Total 'Agree'		Total 'Disagree'	
		Mar/Apr 2026		Mar/Apr 2026		Mar/Apr 2026		Mar/Apr 2026		Mar/Apr 2026		Mar/Apr 2026		Mar/Apr 2026	
			Diff.		Diff.		Diff.		Diff.		Diff.		Diff.		Diff.
EU27		27	-6	53	3	11	2	3	1	6	0	80	-3	14	3
EURO		28	-6	53	3	11	3	2	0	6	0	81	-3	13	3
NON EURO		23	-6	53	1	15	3	3	1	6	1	76	-5	18	4
BE		31	-5	49	0	15	4	3	1	2	0	80	-5	18	5
BG		21	-9	48	2	9	1	2	-1	20	7	69	-7	11	0
CZ		16	-6	52	0	22	4	3	0	7	2	68	-6	25	4
DK		47	0	39	0	6	1	2	1	6	-2	86	0	8	2
DE		29	-8	53	2	9	3	2	0	7	3	82	-6	11	3
EE		27	-5	54	1	10	3	4	2	5	-1	81	-4	14	5
IE		36	-7	52	8	5	0	0	-1	7	0	88	1	5	-1
EL		25	-11	55	5	13	5	4	2	3	-1	80	-6	17	7
ES		39	-1	46	4	7	0	1	-1	7	-2	85	3	8	-1
FR		24	-2	49	-4	16	7	5	1	6	-2	73	-6	21	8
HR		21	-12	58	4	9	-1	2	1	10	8	79	-8	11	0
IT		23	-9	60	7	11	2	1	-1	5	1	83	-2	12	1
CY		49	-5	36	2	8	1	3	0	4	2	85	-3	11	1
LV		36	-11	50	5	6	2	1	0	7	4	86	-6	7	2
LT		33	-9	47	1	7	-1	1	1	12	8	80	-8	8	0
LU		42	-7	44	4	8	3	3	2	3	-2	86	-3	11	5
HU		19	-15	58	6	16	6	4	2	3	1	77	-9	20	8
MT		28	-3	62	1	6	1	1	0	3	1	90	-2	7	1
NL		32	-7	53	8	10	0	3	0	2	-1	85	1	13	0
AT		36	-6	47	3	8	2	3	0	6	1	83	-3	11	2
PL		18	-5	58	-1	14	2	3	2	7	2	76	-6	17	4
PT		21	-8	71	10	2	1	0	0	6	-3	92	2	2	1
RO		23	-1	48	-3	20	3	4	1	5	0	71	-4	24	4
SI		40	-8	46	6	9	1	3	1	2	0	86	-2	12	2
SK		33	-8	51	4	7	2	2	0	7	2	84	-4	9	2
FI		27	-8	53	4	10	3	2	1	8	0	80	-4	12	4
SE		37	-12	46	6	8	1	2	1	7	4	83	-6	10	2





























QB3.3 For each of the following statements, do you totally agree, tend to agree, tend to disagree or totally disagree?

**The EU should build partnerships with countries outside the EU to invest in sustainable infrastructure and connect people and countries around the world (%)**

		Totally agree		Tend to agree		Tend to disagree		Totally disagree		Don't know		Total 'Agree'		Total 'Disagree'	
		Mar/Apr 2026		Mar/Apr 2026		Mar/Apr 2026		Mar/Apr 2026		Mar/Apr 2026		Mar/Apr 2026		Mar/Apr 2026	
			Diff.		Diff.		Diff.		Diff.		Diff.		Diff.		Diff.
EU27		30	1	49	0	12	0	4	0	5	-1	79	1	16	0
EURO		31	1	48	0	12	0	4	0	5	-1	79	1	16	0
NON EURO		27	1	52	0	13	-1	4	1	4	-1	79	1	17	0
BE		31	3	48	-3	15	0	4	0	2	0	79	0	19	0
BG		28	1	50	4	8	-3	3	-1	11	-1	78	5	11	-4
CZ		17	-1	49	3	24	0	7	1	3	-3	66	2	31	1
DK		47	5	36	-4	8	0	3	0	6	-1	83	1	11	0
DE		36	4	46	-2	10	-2	4	0	4	0	82	2	14	-2
EE		24	-4	52	5	14	0	4	1	6	-2	76	1	18	1
IE		42	-3	48	7	4	-2	1	-1	5	-1	90	4	5	-3
EL		29	0	45	-1	18	-1	5	3	3	-1	74	-1	23	2
ES		38	-2	43	4	9	0	4	-1	6	-1	81	2	13	-1
FR		25	1	46	-1	16	1	6	0	7	-1	71	0	22	1
HR		27	-2	57	1	8	-2	1	-1	7	4	84	-1	9	-3
IT		24	1	58	4	12	-2	1	-2	5	-1	82	5	13	-4
CY		51	1	30	-2	10	-1	6	2	3	0	81	-1	16	1
LV		37	-4	45	-1	9	2	2	0	7	3	82	-5	11	2
LT		36	0	46	1	8	-1	2	0	8	0	82	1	10	-1
LU		40	-6	45	9	9	-1	4	1	2	-3	85	3	13	0
HU		22	-6	59	5	13	0	3	1	3	0	81	-1	16	1
MT		30	-7	57	2	8	3	2	0	3	2	87	-5	10	3
NL		37	2	44	0	13	-1	5	1	1	-2	81	2	18	0
AT		35	0	45	1	14	1	3	-1	3	-1	80	1	17	0
PL		21	2	61	1	11	-2	2	-1	5	0	82	3	13	-3
PT		24	-1	67	4	2	0	0	0	7	-3	91	3	2	0
RO		27	4	49	-2	14	-4	5	2	5	0	76	2	19	-2
SI		37	-3	46	3	12	0	3	0	2	0	83	0	15	0
SK		40	-1	46	-2	7	1	3	1	4	1	86	-3	10	2
FI		41	-1	47	1	6	1	1	0	5	-1	88	0	7	1
SE		51	-1	38	3	6	-2	3	0	2	0	89	2	9	-2











QB3.4 For each of the following statements, do you totally agree, tend to agree, tend to disagree or totally disagree?

**The European Union is a place of stability in a troubled world (%)**

		Totally agree		Tend to agree		Tend to disagree		Totally disagree		Don't know		Total 'Agree'		Total 'Disagree'	
		Mar/Apr 2026		Mar/Apr 2026		Mar/Apr 2026		Mar/Apr 2026		Mar/Apr 2026		Mar/Apr 2026		Mar/Apr 2026	
			Diff.		Diff.		Diff.		Diff.		Diff.		Diff.		Diff.
EU27		20	2	53	4	19	-4	5	-2	3	0	73	6	24	-6
EURO		20	2	52	3	20	-3	5	-2	3	0	72	5	25	-5
NON EURO		18	0	53	0	19	-2	6	1	4	1	71	0	25	-1
BE		14	3	57	4	23	-4	4	-3	2	0	71	7	27	-7
BG		25	1	46	6	17	-4	6	-3	6	0	71	7	23	-7
CZ		16	3	47	2	24	-6	9	1	4	0	63	5	33	-5
DK		35	5	50	-1	10	-3	2	-1	3	0	85	4	12	-4
DE		20	3	51	2	21	-2	5	-4	3	1	71	5	26	-6
EE		12	-3	45	3	26	-2	11	2	6	0	57	0	37	0
IE		32	2	49	0	12	-1	2	-1	5	0	81	2	14	-2
EL		22	-1	44	-3	25	3	7	0	2	1	66	-4	32	3
ES		26	6	49	9	19	-9	4	-4	2	-2	75	15	23	-13
FR		19	4	52	6	18	-8	7	-2	4	0	71	10	25	-10
HR		21	2	53	-3	14	-4	8	3	4	2	74	-1	22	-1
IT		16	-1	58	5	18	-2	4	-2	4	0	74	4	22	-4
CY		21	-4	47	4	20	1	8	-3	4	2	68	0	28	-2
LV		17	-4	49	1	24	3	6	1	4	-1	66	-3	30	4
LT		21	1	53	2	19	-2	3	-1	4	0	74	3	22	-3
LU		28	2	52	1	14	-3	4	-1	2	1	80	3	18	-4
HU		15	0	48	-3	25	0	10	3	2	0	63	-3	35	3
MT		23	6	50	-4	21	-3	3	0	3	1	73	2	24	-3
NL		14	2	47	-2	30	-1	7	0	2	1	61	0	37	-1
AT		31	3	41	-1	17	1	9	-4	2	1	72	2	26	-3
PL		16	0	57	0	18	-1	5	1	4	0	73	0	23	0
PT		20	2	73	2	4	-3	1	1	2	-2	93	4	5	-2
RO		18	0	49	-2	23	1	5	0	5	1	67	-2	28	1
SI		18	-5	53	7	22	-3	5	0	2	1	71	2	27	-3
SK		22	2	53	0	19	-1	4	-1	2	0	75	2	23	-2
FI		22	3	53	-4	20	3	3	-1	2	-1	75	-1	23	2
SE		22	0	61	4	13	-2	3	-2	1	0	83	4	16	-4

QB3.4 For each of the following statements, do you totally agree, tend to agree, tend to disagree or totally disagree?

**The European Union is a place of stability in a troubled world (%)**

		Totally agree		Tend to agree		Tend to disagree		Totally disagree		Don't know		Total 'Agree'		Total 'Disagree'	
		Mar/Apr 2026	Diff. Mar/Apr 2026 - Oct/Nov 2025	Mar/Apr 2026	Diff. Mar/Apr 2026 - Oct/Nov 2025	Mar/Apr 2026	Diff. Mar/Apr 2026 - Oct/Nov 2025	Mar/Apr 2026	Diff. Mar/Apr 2026 - Oct/Nov 2025	Mar/Apr 2026	Diff. Mar/Apr 2026 - Oct/Nov 2025	Mar/Apr 2026	Diff. Mar/Apr 2026 - Oct/Nov 2025	Mar/Apr 2026	Diff. Mar/Apr 2026 - Oct/Nov 2025
EU27		20	2	53	4	19	-4	5	-2	3	0	73	6	24	-6
EURO		20	2	52	3	20	-3	5	-2	3	0	72	5	25	-5
NON EURO		18	0	53	0	19	-2	6	1	4	1	71	0	25	-1
TR		22	-	31	-	19	-	25	-	3	-	53	-	44	-
MK		18	-	54	-	21	-	6	-	1	-	72	-	27	-
ME		34	-	41	-	21	-	3	-	1	-	75	-	24	-
RS		17	-	32	-	33	-	16	-	2	-	49	-	49	-
AL		22	-	63	-	11	-	1	-	3	-	85	-	12	-
MD		22	-	32	-	19	-	16	-	11	-	54	-	35	-
UK		6	-	50	-	29	-	8	-	7	-	56	-	37	-
BA		17	-	49	-	28	-	5	-	1	-	66	-	33	-
XK		35	-	44	-	6	-	6	-	9	-	79	-	12	-
TCC		36	-	45	-	16	-	3	-	0	-	81	-	19	-
GE		23	-	34	-	16	-	16	-	11	-	57	-	32	-





























Standard Eurobarometer 105  
Spring 2026

QB4 The European Union rolled out a recovery plan of 800 billion euros, NextGenerationEU, to support the economy through grants and loans. How effective do you think that this measure is to respond to the EU's current challenges? (%)

		Very effective		Fairly effective		Not very effective		Not at all effective		Don't know		Total 'Effective'		Total 'Not Effective'	
		Mar/Apr 2026	Diff. Mar/Apr 2026 - Oct/Nov 2025	Mar/Apr 2026	Diff. Mar/Apr 2026 - Oct/Nov 2025	Mar/Apr 2026	Diff. Mar/Apr 2026 - Oct/Nov 2025	Mar/Apr 2026	Diff. Mar/Apr 2026 - Oct/Nov 2025	Mar/Apr 2026	Diff. Mar/Apr 2026 - Oct/Nov 2025	Mar/Apr 2026	Diff. Mar/Apr 2026 - Oct/Nov 2025	Mar/Apr 2026	Diff. Mar/Apr 2026 - Oct/Nov 2025
EU27		7	1	46	0	24	-1	8	0	15	0	53	1	32	-1
EURO		7	1	44	0	25	-1	8	0	16	0	51	1	33	-1
NON EURO		7	1	51	-2	23	-1	5	0	14	2	58	-1	28	-1
BE		4	2	43	-2	36	0	6	-3	11	3	47	0	42	-3
BG		13	1	43	4	17	-3	6	-1	21	-1	56	5	23	-4
CZ		5	0	41	2	31	-3	7	-1	16	2	46	2	38	-4
DK		4	0	41	2	28	-3	7	-1	20	2	45	2	35	-4
DE		5	-1	44	0	26	-1	7	0	18	2	49	-1	33	-1
EE		7	0	36	3	19	-1	8	0	30	-2	43	3	27	-1
IE		16	2	53	0	12	-1	2	-2	17	1	69	2	14	-3
EL		11	3	38	-3	29	1	17	1	5	-2	49	0	46	2
ES		8	2	42	-3	24	-1	13	5	13	-3	50	-1	37	4
FR		2	1	31	1	28	-2	11	0	28	0	33	2	39	-2
HR		13	2	52	-2	21	-1	7	2	7	-1	65	0	28	1
IT		13	3	59	0	18	0	3	-2	7	-1	72	3	21	-2
CY		13	5	55	11	17	-9	6	-4	9	-3	68	16	23	-13
LV		4	1	36	-3	27	4	6	0	27	-2	40	-2	33	4
LT		9	3	51	-3	19	1	6	3	15	-4	60	0	25	4
LU		3	1	35	5	23	1	8	0	31	-7	38	6	31	1
HU		9	2	50	-4	24	0	6	1	11	1	59	-2	30	1
MT		16	4	59	-9	14	2	1	0	10	3	75	-5	15	2
NL		4	-1	56	3	26	0	7	0	7	-2	60	2	33	0
AT		20	3	42	3	19	-2	10	-3	9	-1	62	6	29	-5
PL		7	2	58	-8	18	2	3	1	14	3	65	-6	21	3
PT		2	-2	40	2	26	-5	13	6	19	-1	42	0	39	1
RO		11	0	49	0	23	-3	8	2	9	1	60	0	31	-1
SI		7	1	41	-1	27	-1	6	-1	19	2	48	0	33	-2
SK		12	-2	46	-1	26	5	6	-2	10	0	58	-3	32	3
FI		2	0	38	1	31	-1	5	-1	24	1	40	1	36	-2
SE		2	1	46	2	27	-5	7	-1	18	3	48	3	34	-6





























QB5.1 Please tell whether each of the following statements evokes a positive or negative feeling for you.

**Immigration of people from other Member States (%)**

		Very positive		Fairly positive		Fairly negative		Very negative		Don't know		Total 'Positive'		Total 'Negative'	
		Mar/Apr 2026		Mar/Apr 2026		Mar/Apr 2026		Mar/Apr 2026		Mar/Apr 2026		Mar/Apr 2026		Mar/Apr 2026	
			Diff.		Diff.		Diff.		Diff.		Diff.		Diff.		Diff.
EU27		15	0	53	0	23	2	6	-1	3	-1	68	0	29	1
EURO		15	0	53	-1	22	0	6	0	4	1	68	-1	28	0
NON EURO		15	0	52	-1	24	3	6	-1	3	-1	67	-1	30	2
BE		10	-4	51	0	31	6	7	-1	1	-1	61	-4	38	5
BG		13	-3	42	-4	26	3	10	2	9	2	55	-7	36	5
CZ		6	0	39	0	43	3	9	-3	3	0	45	0	52	0
DK		26	4	57	-2	12	0	3	0	2	-2	83	2	15	0
DE		20	2	53	2	18	-2	5	-2	4	0	73	4	23	-4
EE		7	-1	50	-2	29	0	7	1	7	2	57	-3	36	1
IE		28	-4	54	6	11	0	4	-2	3	0	82	2	15	-2
EL		7	-2	46	-5	31	6	13	1	3	0	53	-7	44	7
ES		21	-2	60	0	12	1	4	2	3	-1	81	-2	16	3
FR		11	-2	52	2	23	1	8	-2	6	1	63	0	31	-1
HR		10	1	49	-5	27	3	11	1	3	0	59	-4	38	4
IT		9	1	52	1	30	-3	6	0	3	1	61	2	36	-3
CY		9	-2	49	0	30	1	10	1	2	0	58	-2	40	2
LV		5	-1	44	-8	34	4	14	6	3	-1	49	-9	48	10
LT		10	-2	51	-10	27	7	9	5	3	0	61	-12	36	12
LU		28	-3	58	2	9	2	2	-1	3	0	86	-1	11	1
HU		9	-3	46	-5	32	6	11	2	2	0	55	-8	43	8
MT		10	-7	56	2	26	4	6	0	2	1	66	-5	32	4
NL		11	0	51	-7	29	4	7	3	2	0	62	-7	36	7
AT		22	3	42	-5	21	1	12	2	3	-1	64	-2	33	3
PL		14	1	56	1	22	3	4	-4	4	-1	70	2	26	-1
PT		8	-6	59	-13	29	19	1	0	3	0	67	-19	30	19
RO		13	0	52	-1	23	1	9	2	3	-2	65	-1	32	3
SI		11	-4	54	2	24	3	9	-1	2	0	65	-2	33	2
SK		11	6	47	-8	28	-1	9	3	5	0	58	-2	37	2
FI		22	-3	62	1	12	0	2	1	2	1	84	-2	14	1
SE		35	0	56	0	7	0	1	0	1	0	91	0	8	0

QB5.2 Please tell whether each of the following statements evokes a positive or negative feeling for you.

**Immigration of people from outside the EU (%)**

		Very positive		Fairly positive		Fairly negative		Very negative		Don't know		Total 'Positive'		Total 'Negative'	
		Mar/Apr 2026		Mar/Apr 2026		Mar/Apr 2026		Mar/Apr 2026		Mar/Apr 2026		Mar/Apr 2026		Mar/Apr 2026	
			Diff. Mar/Apr 2026 - Mar/Apr 2025		Diff. Mar/Apr 2026 - Mar/Apr 2025		Diff. Mar/Apr 2026 - Mar/Apr 2025		Diff. Mar/Apr 2026 - Mar/Apr 2025		Diff. Mar/Apr 2026 - Mar/Apr 2025		Diff. Mar/Apr 2026 - Mar/Apr 2025		Diff. Mar/Apr 2026 - Mar/Apr 2025
EU27		8	0	37	1	35	-1	16	0	4	0	45	1	51	-1
EURO		9	1	36	0	35	-1	16	0	4	0	45	1	51	-1
NON EURO		8	0	37	3	35	0	16	-3	4	0	45	3	51	-3
BE		4	-3	34	0	42	3	18	0	2	0	38	-3	60	3
BG		6	1	19	-4	43	0	25	3	7	0	25	-3	68	3
CZ		1	-1	22	2	46	2	28	-3	3	0	23	1	74	-1
DK		5	0	38	-1	39	1	12	2	6	-2	43	-1	51	3
DE		8	0	32	5	38	-3	17	-2	5	0	40	5	55	-5
EE		2	0	21	0	49	1	21	-2	7	1	23	0	70	-1
IE		17	-3	45	7	23	-1	11	-3	4	0	62	4	34	-4
EL		5	2	20	-1	47	2	26	-2	2	-1	25	1	73	0
ES		15	-2	50	-1	20	1	12	4	3	-2	65	-3	32	5
FR		7	0	38	3	32	-2	17	-1	6	0	45	3	49	-3
HR		9	3	31	-7	39	2	19	3	2	-1	40	-4	58	5
IT		7	2	39	3	38	-5	13	0	3	0	46	5	51	-5
CY		2	0	16	-3	44	2	35	0	3	1	18	-3	79	2
LV		2	0	18	-4	43	-1	34	5	3	0	20	-4	77	4
LT		3	-1	20	-9	48	3	27	8	2	-1	23	-10	75	11
LU		13	-6	49	2	24	1	11	4	3	-1	62	-4	35	5
HU		4	-1	19	-1	41	-1	34	3	2	0	23	-2	75	2
MT		5	-4	21	0	42	9	31	-5	1	0	26	-4	73	4
NL		5	-2	36	-6	40	1	17	7	2	0	41	-8	57	8
AT		15	2	30	-2	27	-1	23	0	5	1	45	0	50	-1
PL		10	3	37	3	36	1	13	-7	4	0	47	6	49	-6
PT		4	-1	45	-16	42	17	4	-1	5	1	49	-17	46	16
RO		7	-3	47	2	29	0	13	2	4	-1	54	-1	42	2
SI		4	0	27	0	41	0	26	0	2	0	31	0	67	0
SK		6	4	23	-2	44	-1	23	1	4	-2	29	2	67	0
FI		6	1	38	-4	38	1	13	1	5	1	44	-3	51	2
SE		20	-2	49	5	22	-4	6	0	3	1	69	3	28	-4

Standard Eurobarometer 105  
Spring 2026

QB6.1 For each of the following statements, please tell whether you totally agree, tend to agree, tend to disagree or totally disagree.











**Immigrants contribute positively to (OUR COUNTRY) (%)**

		Totally agree		Tend to agree		Tend to disagree		Totally disagree		Don't know		Total 'Agree'		Total 'Disagree'	
		Mar/Apr 2026		Mar/Apr 2026		Mar/Apr 2026		Mar/Apr 2026		Mar/Apr 2026		Mar/Apr 2026		Mar/Apr 2026	
			Diff.		Diff.		Diff.		Diff.		Diff.		Diff.		Diff.
EU27		15	0	43	1	27	2	10	-4	5	1	58	1	37	-2
EURO		15	-1	43	1	27	2	10	-3	5	1	58	0	37	-1
NON EURO		13	1	45	2	27	0	11	-3	4	0	58	3	38	-3
BE		8	0	40	1	35	1	15	-3	2	1	48	1	50	-2
BG		5	-1	23	2	37	2	26	-4	9	1	28	1	63	-2
CZ		4	-3	32	2	41	6	19	-6	4	1	36	-1	60	0
DK		22	2	58	7	14	-5	3	-5	3	1	80	9	17	-10
DE		18	0	45	0	25	1	6	-3	6	2	63	0	31	-2
EE		4	0	27	1	41	-2	17	-4	11	5	31	1	58	-6
IE		30	-1	48	6	13	-2	5	-4	4	1	78	5	18	-6
EL		5	0	30	5	39	1	24	-6	2	0	35	5	63	-5
ES		24	-2	50	6	16	-4	6	-2	4	2	74	4	22	-6
FR		16	0	40	-1	27	5	11	-4	6	0	56	-1	38	1
HR		7	1	26	-6	35	2	29	3	3	0	33	-5	64	5
IT		9	0	41	0	34	6	12	-7	4	1	50	0	46	-1
CY		5	-1	34	7	33	5	25	-12	3	1	39	6	58	-7
LV		3	0	25	1	43	2	24	-3	5	0	28	1	67	-1
LT		5	0	37	3	39	-2	13	-2	6	1	42	3	52	-4
LU		33	-12	47	10	10	1	5	0	5	1	80	-2	15	1
HU		3	-2	34	3	37	10	24	-12	2	1	37	1	61	-2
MT		11	3	42	3	34	-1	12	-4	1	-1	53	6	46	-5
NL		12	-2	45	-2	31	5	10	-1	2	0	57	-4	41	4
AT		21	-1	35	-2	23	4	16	-3	5	2	56	-3	39	1
PL		9	1	48	-3	29	1	9	0	5	1	57	-2	38	1
PT		10	-2	60	5	26	-2	0	-2	4	1	70	3	26	-4
RO		11	4	48	3	25	-5	11	-1	5	-1	59	7	36	-6
SI		6	-3	36	3	41	2	15	-3	2	1	42	0	56	-1
SK		9	1	34	-7	35	9	16	-5	6	2	43	-6	51	4
FI		14	-6	49	5	25	2	7	-2	5	1	63	-1	32	0
SE		42	3	46	-3	9	0	3	0	0	0	88	0	12	0

Standard Eurobarometer 105  
Spring 2026

QB6.1 For each of the following statements, please tell whether you totally agree, tend to agree, tend to disagree or totally disagree.

**Immigrants contribute positively to (OUR COUNTRY) (%)**











		Totally agree		Tend to agree		Tend to disagree		Totally disagree		Don't know		Total 'Agree'		Total 'Disagree'	
		Mar/Apr 2026	Diff. Mar/Apr 2026 - Oct/Nov 2025	Mar/Apr 2026	Diff. Mar/Apr 2026 - Oct/Nov 2025	Mar/Apr 2026	Diff. Mar/Apr 2026 - Oct/Nov 2025	Mar/Apr 2026	Diff. Mar/Apr 2026 - Oct/Nov 2025	Mar/Apr 2026	Diff. Mar/Apr 2026 - Oct/Nov 2025	Mar/Apr 2026	Diff. Mar/Apr 2026 - Oct/Nov 2025	Mar/Apr 2026	Diff. Mar/Apr 2026 - Oct/Nov 2025
EU27		15	0	43	1	27	2	10	-4	5	1	58	1	37	-2
EURO		15	-1	43	1	27	2	10	-3	5	1	58	0	37	-1
NON EURO		13	1	45	2	27	0	11	-3	4	0	58	3	38	-3
TR		14	-	16	-	21	-	48	-	1	-	30	-	69	-
MK		6	-	21	-	44	-	29	-	0	-	27	-	73	-
ME		19	-	39	-	27	-	14	-	1	-	58	-	41	-
RS		3	-	17	-	31	-	47	-	2	-	20	-	78	-
AL		35	-	58	-	5	-	1	-	1	-	93	-	6	-
MD		12	-	26	-	28	-	23	-	11	-	38	-	51	-
UK		18	-	47	-	20	-	11	-	4	-	65	-	31	-
BA		5	-	26	-	42	-	26	-	1	-	31	-	68	-
XK		35	-	38	-	9	-	11	-	7	-	73	-	20	-
TCC		23	-	46	-	23	-	8	-	0	-	69	-	31	-
GE		27	-	24	-	18	-	26	-	5	-	51	-	44	-

Standard Eurobarometer 105  
Spring 2026

QB6.2 For each of the following statements, please tell whether you totally agree, tend to agree, tend to disagree or totally disagree.  
**(OUR COUNTRY) should help refugees (%)**

		Totally agree		Tend to agree		Tend to disagree		Totally disagree		Don't know		Total 'Agree'		Total 'Disagree'	
		Mar/Apr 2026		Mar/Apr 2026		Mar/Apr 2026		Mar/Apr 2026		Mar/Apr 2026		Mar/Apr 2026		Mar/Apr 2026	
			Diff.		Diff.		Diff.		Diff.		Diff.		Diff.		Diff.
EU27		23	-1	50	1	17	0	7	0	3	0	73	0	24	0
EURO		24	-1	51	1	16	1	6	-1	3	0	75	0	22	0
NON EURO		19	1	49	3	20	-3	8	-1	4	0	68	4	28	-4
BE		15	1	48	-1	24	-1	10	0	3	1	63	0	34	-1
BG		8	-2	45	2	26	2	16	0	5	-2	53	0	42	2
CZ		8	-1	45	5	31	0	13	-4	3	0	53	4	44	-4
DK		47	2	42	1	7	-2	3	0	1	-1	89	3	10	-2
DE		27	1	51	-3	14	2	5	0	3	0	78	-2	19	2
EE		10	0	47	-2	24	0	12	-1	7	3	57	-2	36	-1
IE		31	-3	47	3	12	1	5	-2	5	1	78	0	17	-1
EL		22	-5	54	1	17	4	6	1	1	-1	76	-4	23	5
ES		36	-2	51	2	8	-1	3	1	2	0	87	0	11	0
FR		21	-2	47	3	19	0	8	-2	5	1	68	1	27	-2
HR		19	-1	57	-1	17	0	4	0	3	2	76	-2	21	0
IT		19	3	55	0	18	0	5	-4	3	1	74	3	23	-4
CY		20	4	48	4	16	-1	14	-6	2	-1	68	8	30	-7
LV		8	-3	43	-2	30	4	14	0	5	1	51	-5	44	4
LT		9	-2	47	-1	27	-1	10	3	7	1	56	-3	37	2
LU		35	-3	47	6	12	-1	4	-2	2	0	82	3	16	-3
HU		11	-4	48	4	27	3	12	-4	2	1	59	0	39	-1
MT		20	-1	57	-3	15	2	8	2	0	0	77	-4	23	4
NL		31	-8	42	4	19	2	7	2	1	0	73	-4	26	4
AT		29	-4	41	6	16	0	10	-3	4	1	70	2	26	-3
PL		12	0	56	3	19	-8	7	3	6	2	68	3	26	-5
PT		18	2	66	-2	12	0	0	-1	4	1	84	0	12	-1
RO		11	1	50	3	23	-3	13	0	3	-1	61	4	36	-3
SI		12	-3	41	-3	30	3	16	3	1	0	53	-6	46	6
SK		20	-5	46	-1	23	7	8	-2	3	1	66	-6	31	5
FI		21	-5	56	5	15	-1	5	1	3	0	77	0	20	0
SE		60	2	31	-2	6	1	3	0	0	-1	91	0	9	1

QB6.2 For each of the following statements, please tell whether you totally agree, tend to agree, tend to disagree or totally disagree.  
**(OUR COUNTRY) should help refugees (%)**

		Totally agree		Tend to agree		Tend to disagree		Totally disagree		Don't know	Total 'Agree'		Total 'Disagree'		
		Mar/Apr 2026	Diff. Mar/Apr 2026 - Oct/Nov 2025	Mar/Apr 2026	Diff. Mar/Apr 2026 - Oct/Nov 2025	Mar/Apr 2026	Diff. Mar/Apr 2026 - Oct/Nov 2025	Mar/Apr 2026	Diff. Mar/Apr 2026 - Oct/Nov 2025		Mar/Apr 2026	Diff. Mar/Apr 2026 - Oct/Nov 2025	Mar/Apr 2026	Diff. Mar/Apr 2026 - Oct/Nov 2025	
EU27		23	-1	50	1	17	0	7	0	3	0	73	0	24	0
EURO		24	-1	51	1	16	1	6	-1	3	0	75	0	22	0
NON EURO		19	1	49	3	20	-3	8	-1	4	0	68	4	28	-4
TR		15	-	19	-	15	-	49	-	2	-	34	-	64	-
MK		12	-	41	-	30	-	16	-	1	-	53	-	46	-
ME		22	-	54	-	16	-	6	-	2	-	76	-	22	-
RS		13	-	37	-	27	-	20	-	3	-	50	-	47	-
AL		26	-	58	-	10	-	3	-	3	-	84	-	13	-
MD		26	-	37	-	18	-	15	-	4	-	63	-	33	-
UK		17	-	53	-	15	-	9	-	6	-	70	-	24	-
BA		13	-	40	-	33	-	13	-	1	-	53	-	46	-
XK		55	-	32	-	7	-	4	-	2	-	87	-	11	-
TCC		14	-	39	-	31	-	14	-	2	-	53	-	45	-
GE		26	-	32	-	13	-	26	-	3	-	58	-	39	-

QB7a In your opinion, in which of the following areas should the EU take measures in the medium term, i.e. in the next five years? Firstly? (%)





























		Economy (e.g., competitiveness)		Employment		Social equality		Education and training		Research and innovation		Climate and the environment		Migration		Security and defence		Agriculture		Industry (e.g., reduction of the administrative burden for companies)	
		Mar/Apr 2026	Diff. Mar/Apr 2026 - Oct/Nov 2025	Mar/Apr 2026	Diff. Mar/Apr 2026 - Oct/Nov 2025	Mar/Apr 2026	Diff. Mar/Apr 2026 - Oct/Nov 2025	Mar/Apr 2026	Diff. Mar/Apr 2026 - Oct/Nov 2025	Mar/Apr 2026	Diff. Mar/Apr 2026 - Oct/Nov 2025	Mar/Apr 2026	Diff. Mar/Apr 2026 - Oct/Nov 2025	Mar/Apr 2026	Diff. Mar/Apr 2026 - Oct/Nov 2025	Mar/Apr 2026	Diff. Mar/Apr 2026 - Oct/Nov 2025	Mar/Apr 2026	Diff. Mar/Apr 2026 - Oct/Nov 2025	Mar/Apr 2026	Diff. Mar/Apr 2026 - Oct/Nov 2025
EU27		12	1	8	0	5	-2	4	0	4	1	9	0	9	-2	18	2	4	0	4	0
EURO		13	2	8	0	5	-2	4	-1	3	0	9	0	10	-2	17	2	4	0	4	1
NON EURO		10	0	6	0	5	-1	4	1	3	0	8	0	7	-2	23	4	5	0	5	-1
BE		11	1	9	0	5	0	3	-3	3	1	11	-2	15	0	16	4	5	2	4	1
BG		18	0	7	0	13	-2	2	-1	2	-1	3	-3	5	1	18	7	6	1	4	0
CZ		12	-1	4	1	6	-1	3	1	4	-1	3	-1	13	-3	24	6	3	0	5	-1
DK		6	0	1	-1	5	0	1	0	2	-1	25	4	7	0	30	-1	4	2	2	0
DE		14	3	2	0	6	-2	3	0	3	0	10	2	11	1	20	-3	2	0	6	0
EE		20	4	5	0	4	-2	7	0	5	0	3	0	4	0	20	-2	6	2	5	1
IE		9	2	6	-1	4	-1	5	1	2	0	10	0	13	-10	15	7	4	0	2	0
EL		27	-2	12	-4	6	-1	5	1	2	1	4	0	7	0	13	6	5	1	1	0
ES		13	2	15	1	4	-2	5	-1	3	-1	4	-1	11	-5	8	0	6	0	3	1
FR		9	2	9	2	5	-1	6	-1	3	0	12	0	8	-3	16	2	8	2	2	0
HR		17	3	8	-1	4	-2	5	-2	2	-1	6	0	6	-1	16	4	7	-1	6	0
IT		15	3	11	-3	3	-2	3	-2	6	0	9	0	7	-3	16	4	2	0	3	0
CY		17	6	6	1	3	-5	7	2	2	0	3	-2	18	-11	17	4	4	3	1	0
LV		14	0	5	0	6	-1	6	1	2	1	1	-1	7	1	23	-2	6	-1	3	0
LT		13	0	6	1	8	-3	5	0	2	-1	2	1	6	0	33	2	3	0	2	1
LU		6	0	6	0	7	-2	7	2	4	1	10	1	9	-3	21	6	3	0	3	0
HU		14	-2	4	-2	7	-1	4	1	3	0	8	1	10	2	15	0	5	2	4	1
MT		11	3	7	3	5	1	6	0	4	0	9	-5	18	2	14	4	3	2	2	-1
NL		5	0	1	0	4	-1	3	1	2	-1	15	-4	17	-3	27	6	2	1	2	1
AT		15	2	6	1	8	0	4	-1	5	1	9	1	10	-1	14	0	4	1	3	0
PL		9	0	5	0	5	0	3	0	3	0	4	-1	5	-6	29	5	4	1	7	0
PT		7	-3	20	6	11	-2	4	1	2	1	3	0	5	-4	11	0	4	1	2	-2
RO		11	2	10	-1	5	-1	7	2	4	1	3	-2	5	0	17	6	7	-2	6	-2
SI		17	2	2	-2	7	-1	4	0	1	-3	5	-1	12	0	10	2	11	1	4	0
SK		14	2	6	-1	6	-2	4	1	2	-1	3	-1	6	0	17	3	7	-1	6	1
FI		14	2	10	2	4	-1	3	1	5	1	9	-4	3	-1	28	-1	4	-2	2	1
SE		9	3	2	-1	4	-2	2	0	4	-1	27	1	6	0	18	2	3	-1	2	0

Standard Eurobarometer 105  
Spring 2026

QB7a In your opinion, in which of the following areas should the EU take measures in the medium term, i.e. in the next five years? Firstly? (%)

		Trade with countries outside the EU		Health		Democracy		Digital technologies (including social media platforms) and digital transformation		Countering information manipulation		Other (SPONTANEOUS)		None (SPONTANEOUS)		Don't know	
		Mar/Apr 2026	Diff. Mar/Apr 2026 - Oct/Nov 2025	Mar/Apr 2026	Diff. Mar/Apr 2026 - Oct/Nov 2025	Mar/Apr 2026	Diff. Mar/Apr 2026 - Oct/Nov 2025	Mar/Apr 2026	Diff. Mar/Apr 2026 - Oct/Nov 2025	Mar/Apr 2026	Diff. Mar/Apr 2026 - Oct/Nov 2025	Mar/Apr 2026	Diff. Mar/Apr 2026 - Oct/Nov 2025	Mar/Apr 2026	Diff. Mar/Apr 2026 - Oct/Nov 2025	Mar/Apr 2026	Diff. Mar/Apr 2026 - Oct/Nov 2025
EU27		2	0	8	-1	5	0	3	1	4	0	0	0	0	0	1	0
EURO		2	0	8	-1	5	0	3	1	4	0	0	0	0	0	1	0
NON EURO		3	0	7	-1	5	0	3	0	4	-1	0	0	0	0	2	1
BE		2	-1	6	-1	4	-1	2	-1	4	0	0	0	0	0	0	0
BG		2	0	6	-1	2	-2	5	1	3	-1	1	1	0	0	3	0
CZ		4	1	6	0	2	-2	3	0	3	0	0	1	0	4	1	
DK		2	-1	4	0	3	-1	4	2	3	-3	0	0	0	1	0	
DE		2	0	3	-1	7	-1	4	1	6	1	0	-1	0	-1	1	1
EE		2	-2	5	-1	2	0	5	0	4	1	0	-1	1	1	2	-1
IE		3	1	17	-1	3	1	3	1	3	0	0	0	0	1	0	
EL		1	0	9	-3	5	1	2	0	1	0	0	0	0	0	0	
ES		2	0	13	1	4	2	2	1	4	1	0	0	1	0	2	1
FR		1	-1	10	-2	2	-1	2	0	4	-1	1	1	0	0	2	1
HR		2	0	7	-1	2	-1	4	0	5	0	1	1	1	1	1	1
IT		3	1	7	-1	5	0	5	3	4	1	0	0	0	1	-1	
CY		0	-1	12	2	6	4	1	0	2	0	0	0	0	1	-3	
LV		3	1	15	1	3	1	1	0	2	-2	0	0	0	3	1	
LT		3	1	9	-2	1	-1	3	0	3	1	0	0	0	1	0	
LU		1	0	5	-6	7	0	5	3	5	-2	0	0	0	1	0	
HU		3	-1	11	0	6	0	2	0	3	-1	0	0	0	1	0	
MT		1	-1	10	-3	4	-2	4	-1	2	-1	0	0	0	0	-1	
NL		2	1	4	0	5	0	5	0	5	-1	0	0	1	0	0	
AT		3	-1	5	0	5	-1	4	1	4	-1	1	0	0	0	-2	
PL		3	0	8	-3	5	1	4	1	5	1	0	0	0	1	1	
PT		1	0	24	2	2	1	2	0	1	0	0	0	0	1	-1	
RO		4	1	7	-2	4	-1	4	0	4	-1	0	0	0	2	0	
SI		3	2	12	-1	2	0	3	1	7	1	0	0	0	0	-1	
SK		2	-1	11	-1	4	-1	5	2	7	0	0	0	0	0	0	
FI		3	1	2	0	5	0	3	2	4	-1	0	0	0	1	0	
SE		2	0	1	0	11	-1	2	0	7	0	0	0	0	0	0	

QB7b And then? (MAX. 2 ANSWERS) (%)





























		Economy (e.g., competitiveness)		Employment		Social equality		Education and training		Research and innovation		Climate and the environment		Migration		Security and defence	
		Mar/Apr 2026	Diff. Mar/Apr 2026 - Oct/Nov 2025	Mar/Apr 2026	Diff. Mar/Apr 2026 - Oct/Nov 2025	Mar/Apr 2026	Diff. Mar/Apr 2026 - Oct/Nov 2025	Mar/Apr 2026	Diff. Mar/Apr 2026 - Oct/Nov 2025	Mar/Apr 2026	Diff. Mar/Apr 2026 - Oct/Nov 2025	Mar/Apr 2026	Diff. Mar/Apr 2026 - Oct/Nov 2025	Mar/Apr 2026	Diff. Mar/Apr 2026 - Oct/Nov 2025	Mar/Apr 2026	Diff. Mar/Apr 2026 - Oct/Nov 2025
EU27		20	1	16	1	12	-1	12	-1	11	0	15	-1	15	-1	23	1
EURO		21	2	17	1	12	-1	12	-2	12	1	15	-1	16	-1	22	1
NON EURO		16	-2	12	-1	12	-2	9	0	9	-1	13	-1	12	1	26	2
BE		19	3	17	1	10	-2	12	-1	10	3	14	-1	15	-6	26	2
BG		31	5	18	1	25	-1	8	-3	8	0	7	-4	8	-1	20	3
CZ		19	1	10	-1	11	-3	8	1	14	1	9	0	18	-2	31	5
DK		19	1	3	-1	12	-1	6	0	12	-2	38	-2	12	0	38	6
DE		23	2	9	1	12	0	8	0	11	0	17	0	19	-1	27	-1
EE		29	4	13	-1	11	-4	17	3	13	2	6	1	9	-1	24	-2
IE		18	0	21	6	10	-2	13	-1	6	-1	17	-1	19	-5	21	6
EL		37	1	36	0	15	-2	15	-1	9	1	10	0	18	-1	19	6
ES		19	2	29	2	11	-2	15	-4	13	3	8	-4	14	-3	12	-2
FR		16	0	18	4	11	-5	17	-1	7	-1	20	1	15	0	22	0
HR		27	0	20	1	12	-1	12	-3	9	2	15	4	9	-3	21	4
IT		22	1	20	0	9	0	11	-1	21	2	15	0	16	0	20	0
CY		33	5	16	0	9	-6	21	4	2	-4	6	-5	29	-3	31	5
LV		25	3	16	1	15	-1	15	-4	6	1	4	-1	9	0	24	-1
LT		26	2	14	-1	17	-4	15	1	7	0	4	-3	15	-1	30	-4
LU		14	1	14	-2	12	-4	14	-1	13	3	17	0	15	-2	27	1
HU		22	1	14	-1	15	1	11	4	9	1	14	-3	13	-2	24	4
MT		19	3	13	4	14	1	15	1	8	1	21	-2	21	-6	17	-1
NL		18	8	6	1	11	-2	7	-4	8	-1	27	0	20	-2	34	7
AT		20	-1	18	3	13	-1	11	1	14	-1	16	0	14	-1	22	2
PL		13	-4	10	0	11	0	7	-1	6	-2	10	0	12	1	26	-2
PT		14	-2	27	-1	28	1	17	4	6	-2	12	0	10	-3	16	0
RO		18	0	22	3	9	-5	14	-1	9	0	7	-2	8	2	18	-1
SI		28	7	10	-1	12	-4	8	-1	8	0	12	0	16	3	16	0
SK		18	1	18	7	15	-3	14	-1	7	-1	8	-3	7	-2	21	2
FI		28	5	23	6	10	-2	10	-5	11	-1	18	0	7	-1	34	1
SE		17	0	11	0	17	1	7	-2	14	-3	33	0	11	-1	27	0

QB7b And then? (MAX. 2 ANSWERS) (%)





























		Mar/Apr 2026		Mar/Apr 2026		Mar/Apr 2026		Mar/Apr 2026		Mar/Apr 2026		Mar/Apr 2026		Mar/Apr 2026		Mar/Apr 2026	
		Diff.	Mar/Apr 2026 - Oct/Nov 2025	Diff.	Mar/Apr 2026 - Oct/Nov 2025	Diff.	Mar/Apr 2026 - Oct/Nov 2025	Diff.	Mar/Apr 2026 - Oct/Nov 2025	Diff.	Mar/Apr 2026 - Oct/Nov 2025	Diff.	Mar/Apr 2026 - Oct/Nov 2025	Diff.	Mar/Apr 2026 - Oct/Nov 2025	Diff.	Mar/Apr 2026 - Oct/Nov 2025
EU27		11	2	9	1	6	0	17	-1	10	-1	7	1	10	1	0	0
EURO		11	2	8	0	6	1	17	-1	10	-1	7	1	9	0	0	0
NON EURO		12	1	12	1	7	1	15	-2	12	1	8	1	11	2	0	0
BE		13	6	7	2	7	1	17	-1	9	-4	5	0	9	-1	0	0
BG		16	2	13	4	6	1	17	-2	9	2	9	1	10	0	0	-1
CZ		12	3	14	-1	7	1	18	-1	7	-1	8	3	6	-2	0	0
DK		7	-1	5	0	9	0	13	2	15	1	11	1	14	0	0	0
DE		6	-1	11	1	7	-1	10	0	12	-4	8	1	12	2	1	0
EE		12	-2	11	-1	8	0	15	1	4	-1	8	0	10	2	1	0
IE		10	2	4	-1	6	-2	28	-3	10	1	6	0	5	-1	0	0
EL		15	2	3	-2	3	0	23	-4	10	1	4	-2	3	0	0	0
ES		12	5	9	4	5	1	24	0	9	1	4	1	7	-1	0	-1
FR		17	6	5	-1	3	1	22	-3	7	0	5	1	9	0	0	-1
HR		21	3	12	0	6	-2	15	1	6	-3	7	-1	7	-3	0	0
IT		6	-2	10	0	7	1	15	-2	12	2	9	1	9	2	0	0
CY		11	4	2	1	3	1	29	3	10	3	2	-1	3	1	0	0
LV		18	1	7	-2	6	-1	26	1	7	1	3	0	5	-1	0	0
LT		12	2	6	0	5	3	21	1	4	-2	8	1	8	0	0	0
LU		11	3	5	-1	4	0	16	1	12	1	7	2	13	3	0	-2
HU		14	2	11	1	7	-1	19	-2	11	-1	6	-1	8	2	0	0
MT		8	3	8	4	6	1	20	-2	9	0	12	2	6	-3	0	0
NL		6	0	4	0	8	4	12	2	13	-2	12	2	13	-4	0	0
AT		15	4	10	-3	9	1	18	5	9	-1	9	-3	11	0	1	0
PL		11	1	15	3	7	2	15	-3	12	4	10	1	12	4	0	0
PT		13	1	7	-2	4	1	43	2	6	0	4	1	3	-1	0	0
RO		20	4	11	-2	6	-2	17	0	8	-1	6	-1	9	0	0	0
SI		23	3	11	3	6	1	20	-1	6	-2	5	-1	12	0	0	0
SK		19	2	11	0	6	1	23	0	8	-1	10	2	12	0	0	0
FI		11	2	6	1	7	-1	8	-2	12	1	11	7	9	-3	0	0
SE		8	0	7	3	8	3	6	-1	29	1	4	1	18	3	0	0

Standard Eurobarometer 105  
Spring 2026

QB7b And then? (MAX. 2 ANSWERS) (%)

		None (SPONTANEOUS)		Don't know	
		Mar/Apr 2026	Diff. Mar/Apr 2026 - Oct/Nov 2025	Mar/Apr 2026	Diff. Mar/Apr 2026 - Oct/Nov 2025
EU27		0	0	0	0
EURO		0	0	0	-1
NON EURO		0	0	0	0
BE		0	0	0	0
BG		0	0	0	-1
CZ		0	0	0	-1
DK		0	-1	0	0
DE		1	1	1	1
EE		0	0	2	1
IE		1	1	0	0
EL		0	0	0	0
ES		1	1	1	0
FR		0	0	1	0
HR		0	0	1	1
IT		0	0	0	-1
CY		0	0	3	2
LV		0	0	1	0
LT		0	0	0	0
LU		0	-1	0	0
HU		0	0	0	0
MT		0	-1	0	-1
NL		0	0	0	0
AT		0	0	0	0
PL		0	0	0	0
PT		0	0	1	1
RO		1	1	0	0
SI		0	0	0	0
SK		0	0	0	0
FI		0	-1	0	-1
SE		0	-1	0	0

QB7ab In your opinion, in which of the following areas should the EU take measures in the medium term, i.e. in the next five years? Firstly? And then? (MAX. 3 ANSWERS) (%)

		Economy (e.g., competitiveness)		Employment		Social equality		Education and training		Research and innovation		Climate and the environment		Migration		Security and defence	
		Mar/Apr 2026	Diff. Mar/Apr 2026 - Oct/Nov 2025	Mar/Apr 2026	Diff. Mar/Apr 2026 - Oct/Nov 2025	Mar/Apr 2026	Diff. Mar/Apr 2026 - Oct/Nov 2025	Mar/Apr 2026	Diff. Mar/Apr 2026 - Oct/Nov 2025	Mar/Apr 2026	Diff. Mar/Apr 2026 - Oct/Nov 2025	Mar/Apr 2026	Diff. Mar/Apr 2026 - Oct/Nov 2025	Mar/Apr 2026	Diff. Mar/Apr 2026 - Oct/Nov 2025	Mar/Apr 2026	Diff. Mar/Apr 2026 - Oct/Nov 2025
EU27		29	2	22	1	16	-3	15	-1	14	0	22	-1	22	-3	36	2
EURO		31	4	24	1	17	-2	16	-2	15	1	22	-1	24	-2	34	1
NON EURO		24	-2	17	0	16	-3	12	0	12	-1	20	-1	17	-2	42	4
BE		28	4	24	0	15	-1	14	-4	12	3	23	-3	18	-5	38	4
BG		42	3	23	1	34	-2	10	-4	10	-1	9	-7	12	0	34	8
CZ		28	0	13	0	15	-4	10	1	16	-1	12	0	27	-5	46	7
DK		23	0	5	-1	16	-1	7	0	13	-3	53	1	18	0	56	4
DE		34	4	10	0	18	-1	11	-1	14	1	24	0	28	0	41	-3
EE		42	6	17	-1	14	-5	22	2	17	2	9	1	12	-1	39	-2
IE		25	1	25	5	14	-3	18	0	8	-1	25	-1	29	-12	32	10
EL		54	0	44	-2	20	-2	19	-1	10	1	13	-1	24	-1	29	10
ES		30	5	39	2	15	-3	19	-5	16	2	12	-4	23	-7	19	-2
FR		23	1	25	5	16	-5	21	-2	10	-1	30	2	22	-2	34	2
HR		39	1	26	0	15	-3	16	-5	11	1	20	4	14	-4	33	6
IT		33	3	28	-2	12	-2	13	-3	25	2	22	0	22	-2	33	4
CY		44	9	21	2	12	-9	26	6	5	-3	9	-5	42	-8	43	8
LV		35	3	20	1	19	-2	20	-3	7	1	5	-2	15	1	40	-4
LT		35	2	19	0	24	-5	19	0	9	0	6	-2	20	-1	53	-1
LU		19	0	19	-1	18	-6	19	-1	16	4	26	2	23	-5	42	5
HU		32	-2	17	-3	21	1	15	5	11	0	21	-2	22	0	35	3
MT		28	5	19	7	19	3	20	1	12	1	27	-7	35	-4	28	2
NL		22	8	7	1	15	-2	9	-4	10	-2	37	-4	33	-4	52	10
AT		32	1	23	3	19	-2	14	0	18	-1	23	0	22	-2	33	3
PL		20	-4	14	-1	15	-1	9	-1	9	-2	14	0	17	-4	47	1
PT		21	-3	41	3	36	0	20	4	8	-1	14	-1	14	-6	25	0
RO		26	1	29	1	13	-6	20	1	12	0	9	-4	12	2	32	4
SI		40	8	11	-3	18	-5	12	0	9	-3	17	-1	26	2	24	2
SK		29	2	23	5	21	-3	18	1	9	-2	11	-4	13	-1	34	4
FI		38	5	30	7	14	-2	12	-4	16	1	26	-3	10	-1	52	-1
SE		24	2	13	0	20	0	9	-2	18	-3	51	1	16	-2	40	2





























Standard Eurobarometer 105  
Spring 2026

QB7ab In your opinion, in which of the following areas should the EU take measures in the medium term, i.e. in the next five years? Firstly? And then? (MAX. 3 ANSWERS) (%)





























		Mar/Apr 2026		Mar/Apr 2026		Mar/Apr 2026		Mar/Apr 2026		Mar/Apr 2026		Mar/Apr 2026		Mar/Apr 2026		Mar/Apr 2026	
		Diff.	Mar/Apr 2026 - Oct/Nov 2025	Mar/Apr 2026	Diff.	Mar/Apr 2026 - Oct/Nov 2025	Mar/Apr 2026	Diff.	Mar/Apr 2026 - Oct/Nov 2025	Mar/Apr 2026	Diff.	Mar/Apr 2026 - Oct/Nov 2025	Mar/Apr 2026	Diff.	Mar/Apr 2026 - Oct/Nov 2025	Mar/Apr 2026	Diff.
EU27		15	3	13	1	8	1	23	-2	14	-1	10	2	13	0	0	-1
EURO		14	2	11	0	7	0	24	-1	14	-1	10	2	13	1	1	0
NON EURO		16	1	16	0	10	1	20	-3	17	2	11	1	15	2	0	0
BE		18	8	10	2	9	1	21	-3	13	-4	7	-1	13	-1	0	0
BG		21	3	16	4	8	1	22	-2	11	0	13	2	12	-1	1	0
CZ		14	2	17	-2	9	0	22	-2	9	-2	10	3	9	-1	0	0
DK		10	0	7	1	11	-1	16	1	17	1	14	3	16	-3	0	0
DE		8	0	16	1	9	-1	12	-1	18	-4	11	2	17	2	1	0
EE		16	-1	15	-1	10	-1	19	0	6	-1	12	0	14	3	1	-1
IE		13	2	6	-1	9	-1	40	-4	12	1	9	1	8	0	0	0
EL		19	2	4	-2	4	0	30	-6	14	1	7	-1	4	0	1	1
ES		17	5	12	5	6	1	34	2	12	1	5	1	11	0	0	-1
FR		23	7	8	0	4	1	30	-4	9	-1	7	2	13	0	1	0
HR		26	2	17	0	8	-2	21	0	8	-4	10	-1	12	-3	1	1
IT		8	-2	13	0	9	1	21	-2	16	2	13	3	13	4	0	0
CY		15	7	3	1	4	2	37	5	15	7	3	-1	4	0	0	0
LV		23	1	10	-2	8	-1	37	2	9	1	4	0	7	-2	0	0
LT		15	2	8	1	8	4	28	0	5	-3	11	1	11	0	0	0
LU		14	3	8	-1	6	2	20	-4	18	0	11	4	18	2	0	-2
HU		19	5	14	1	10	-1	28	-2	16	-1	8	-1	11	1	0	0
MT		10	3	10	4	8	1	27	-5	13	-2	16	2	8	-4	0	0
NL		8	1	6	2	10	4	15	2	17	-2	16	2	17	-5	0	-1
AT		18	4	13	-3	11	0	22	5	14	-1	13	-2	15	0	2	0
PL		14	1	21	3	10	2	21	-6	16	5	14	2	16	4	0	0
PT		16	2	9	-3	5	1	56	3	7	0	6	1	5	-1	0	0
RO		25	2	16	-4	9	-1	23	-1	11	-3	10	0	12	-1	1	1
SI		31	3	15	4	8	2	30	-1	7	-2	8	0	18	1	0	0
SK		25	2	17	1	8	0	32	0	12	-1	14	3	18	0	0	0
FI		15	0	8	2	10	0	10	-1	16	1	13	8	12	-3	0	0
SE		11	-1	8	3	11	4	6	-1	37	0	7	2	23	2	0	0

Standard Eurobarometer 105  
Spring 2026

QB7ab In your opinion, in which of the following areas should the EU take measures in the medium term, i.e. in the next five years? Firstly? And then? (MAX. 3 ANSWERS) (%)

		None (SPONTANEOUS)		Don't know	
		Mar/Apr 2026	Diff. Mar/Apr 2026 - Oct/Nov 2025	Mar/Apr 2026	Diff. Mar/Apr 2026 - Oct/Nov 2025
EU27		0	0	1	0
EURO		0	0	1	0
NON EURO		0	0	1	0
BE		0	0	0	0
BG		0	0	3	0
CZ		1	0	4	1
DK		0	0	1	0
DE		0	-1	1	1
EE		1	1	2	-1
IE		0	0	1	0
EL		0	0	0	0
ES		0	0	2	1
FR		0	0	2	1
HR		0	0	1	1
IT		0	0	1	-1
CY		0	0	1	-3
LV		0	0	3	1
LT		0	0	1	0
LU		0	0	1	0
HU		0	0	1	0
MT		0	0	0	-1
NL		1	0	0	0
AT		0	0	0	-2
PL		0	0	1	1
PT		0	0	1	-1
RO		0	0	2	0
SI		0	0	0	-1
SK		0	0	0	0
FI		0	0	1	0
SE		0	0	0	0

QB8a Which of the following actions at the EU level do you think would have the highest positive impact on your life in the short term, i.e. in the next year? First? (%)





























		Developing clean energy resources and infrastructure		Helping the private sector become more competitive in the EU		Reducing regional inequalities in the EU		Creating more job opportunities		Managing irregular migration		Ensuring peace and stability		Fostering international partnerships		Strengthening European security and defence		Securing food, health, and industry supplies in the EU		Improving quality and access to education	
		Mar/Apr 2026	Diff. Mar/Apr 2026 - Oct/Nov 2025	Mar/Apr 2026	Diff. Mar/Apr 2026 - Oct/Nov 2025	Mar/Apr 2026	Diff. Mar/Apr 2026 - Oct/Nov 2025	Mar/Apr 2026	Diff. Mar/Apr 2026 - Oct/Nov 2025	Mar/Apr 2026	Diff. Mar/Apr 2026 - Oct/Nov 2025	Mar/Apr 2026	Diff. Mar/Apr 2026 - Oct/Nov 2025	Mar/Apr 2026	Diff. Mar/Apr 2026 - Oct/Nov 2025	Mar/Apr 2026	Diff. Mar/Apr 2026 - Oct/Nov 2025	Mar/Apr 2026	Diff. Mar/Apr 2026 - Oct/Nov 2025	Mar/Apr 2026	Diff. Mar/Apr 2026 - Oct/Nov 2025
EU27		5	0	3	0	4	0	10	-1	7	-2	22	2	2	0	7	0	10	0	5	0
EURO		5	1	3	0	3	-1	11	0	8	-2	22	2	2	1	7	0	11	1	5	0
NON EURO		6	0	5	1	5	-1	8	-1	5	-1	22	1	3	1	9	1	9	-1	4	0
BE		7	0	3	1	2	-2	10	2	9	-1	21	3	2	0	9	2	8	1	4	-3
BG		5	1	3	-2	10	0	13	-3	3	1	24	7	3	1	8	1	9	-1	2	-1
CZ		3	-1	4	0	5	-2	7	1	4	-3	25	5	1	0	7	0	9	-1	4	1
DK		10	3	2	-1	3	0	2	-2	6	-2	30	-3	1	0	16	2	11	3	1	0
DE		6	2	2	1	2	0	5	0	9	-1	24	-1	1	0	6	-1	15	2	4	0
EE		2	-1	4	1	5	-1	12	-1	4	-1	28	2	2	0	10	1	10	1	6	0
IE		6	2	2	1	3	1	13	3	10	-7	17	3	2	0	6	2	14	-1	5	1
EL		6	2	4	-2	3	-1	15	-5	4	-1	27	6	2	0	5	0	11	0	6	0
ES		2	0	4	1	4	1	16	-1	6	-2	16	0	1	0	5	1	11	2	5	-4
FR		5	2	2	0	3	-1	12	1	8	-2	23	1	1	0	8	0	9	2	7	1
HR		8	1	5	1	6	-1	9	-4	4	0	19	4	2	-1	5	-2	13	4	5	0
IT		6	-1	5	0	4	1	14	-4	10	-3	19	4	3	1	6	1	6	-1	5	1
CY		6	0	3	0	2	0	14	-4	8	-5	19	4	1	0	11	4	8	3	4	-1
LV		2	1	4	0	6	0	16	3	3	-1	28	0	2	0	9	-1	8	-1	4	-2
LT		2	0	2	-1	6	-2	9	-1	7	2	29	3	2	1	12	1	10	-3	5	0
LU		5	2	2	0	2	-2	9	0	6	-1	34	10	2	1	4	-2	8	0	3	-2
HU		8	1	4	0	5	-1	10	1	5	-1	19	1	2	-1	7	1	12	-4	5	0
MT		7	-4	6	0	2	0	10	-1	13	3	24	5	1	0	4	-3	10	1	6	0
NL		6	-2	1	-1	1	-1	2	0	6	-2	32	6	1	0	15	5	7	-1	2	-3
AT		7	0	4	0	3	-1	9	-1	7	-2	21	3	2	0	7	0	16	1	6	1
PL		4	-1	5	1	6	1	8	-1	6	-2	20	-2	4	2	11	1	7	1	3	0
PT		2	0	3	1	12	-5	13	1	5	-1	18	0	2	1	4	0	14	2	5	0
RO		6	0	6	0	6	-2	11	-2	4	1	18	6	4	2	7	0	9	-4	7	-1
SI		5	1	3	-2	3	-1	7	0	6	0	24	2	2	-1	4	-1	21	4	3	0
SK		3	-3	7	1	10	0	8	-1	5	1	23	1	1	-2	8	2	12	-2	4	0
FI		5	1	3	-1	3	-1	12	2	6	0	34	3	1	0	10	-3	10	2	3	0
SE		10	1	3	0	1	0	5	-1	2	0	33	3	2	-1	8	0	13	0	2	0

Standard Eurobarometer 105  
Spring 2026





























QB8a Which of the following actions at the EU level do you think would have the highest positive impact on your life in the short term, i.e. in the next year? First? (%)

		Improving the access to housing in the EU		Combating criminality		Reducing the administrative burden for companies		Working towards a safe digital space, including on social media platforms		Other (SPONTANEOUS)		None (SPONTANEOUS)		Don't know	
		Mar/Apr 2026	Diff. Mar/Apr 2026 - Oct/Nov 2025	Mar/Apr 2026	Diff. Mar/Apr 2026 - Oct/Nov 2025	Mar/Apr 2026	Diff. Mar/Apr 2026 - Oct/Nov 2025	Mar/Apr 2026	Diff. Mar/Apr 2026 - Oct/Nov 2025	Mar/Apr 2026	Diff. Mar/Apr 2026 - Oct/Nov 2025	Mar/Apr 2026	Diff. Mar/Apr 2026 - Oct/Nov 2025	Mar/Apr 2026	Diff. Mar/Apr 2026 - Oct/Nov 2025
EU27		6	0	7	0	4	1	4	1	1	0	1	-1	2	0
EURO		6	0	6	-1	3	-1	4	1	1	0	1	-1	2	0
NON EURO		5	0	7	-1	4	1	5	0	0	0	1	0	2	0
BE		4	-1	12	-3	4	1	4	0	0	0	1	0	0	0
BG		1	-1	6	-1	3	1	3	-1	0	-1	4	-1	3	0
CZ		9	0	5	-2	4	0	4	0	0	0	3	1	6	1
DK		1	-1	5	0	3	1	6	0	1	1	0	-1	2	0
DE		6	1	4	-2	6	0	4	1	1	0	2	-1	3	-1
EE		5	-1	2	0	3	0	3	1	1	0	1	0	2	-1
IE		11	-2	3	-3	2	1	4	-2	0	0	1	0	1	1
EL		3	0	8	0	2	1	2	0	0	-1	1	0	1	1
ES		14	-1	6	1	3	1	3	1	0	0	2	1	2	-1
FR		4	-1	8	-1	3	-1	3	1	1	0	1	-1	2	-1
HR		5	-3	8	0	4	0	3	0	0	0	2	0	2	1
IT		2	0	9	0	3	0	5	2	0	0	1	0	2	-1
CY		13	4	8	-1	0	-1	0	-1	0	0	0	0	3	-2
LV		4	-2	3	0	4	1	2	0	1	1	0	-1	4	2
LT		5	-1	3	-1	2	1	2	-1	1	1	2	1	1	0
LU		10	-6	11	1	2	0	2	0	0	0	0	0	0	-1
HU		4	-2	6	1	3	1	5	2	0	0	3	0	2	1
MT		4	1	5	0	2	0	5	-2	0	0	0	0	1	0
NL		7	-2	7	0	3	1	7	0	0	0	2	-1	1	1
AT		4	1	4	0	2	-2	5	1	2	1	1	0	0	-2
PL		6	1	7	-2	4	0	7	1	0	0	0	-1	2	1
PT		6	0	8	1	4	0	2	0	0	0	0	0	2	0
RO		4	-2	6	1	5	2	3	-2	0	0	1	0	3	1
SI		5	-2	6	-2	6	1	3	0	0	0	1	0	1	1
SK		7	3	3	0	5	0	4	0	0	0	0	0	0	0
FI		1	-1	5	0	2	-1	3	-1	0	0	1	0	1	0
SE		3	1	9	-2	2	1	6	-1	0	0	0	-1	1	0


























QB8b And then? (MAX. 2 ANSWERS) (%)

		Developing clean energy resources and infrastructure		Helping the private sector become more competitive in the EU		Reducing regional inequalities in the EU		Creating more job opportunities		Managing irregular migration		Ensuring peace and stability		Fostering international partnerships		Strengthening European security and defence	
		Mar/Apr 2026		Mar/Apr 2026		Mar/Apr 2026		Mar/Apr 2026		Mar/Apr 2026		Mar/Apr 2026		Mar/Apr 2026		Mar/Apr 2026	
		13	Diff.	7	Diff.	9	Diff.	17	Diff.	16	Diff.	29	Diff.	6	Diff.	17	Diff.
EU27		13	1	7	-1	9	-1	17	0	16	-2	29	0	6	1	17	0
EURO		12	1	7	0	8	-1	18	1	18	-2	30	0	6	1	17	0
NON EURO		14	0	9	0	11	-2	14	-2	10	-1	26	1	8	1	19	2
BE		13	3	5	-1	7	-2	14	-5	16	-1	28	0	6	1	21	4
BG		11	0	9	1	20	-3	22	-5	10	-1	32	2	8	0	19	3
CZ		11	-1	9	0	12	-1	15	2	9	-5	26	-1	6	2	20	3
DK		29	5	6	-2	12	-2	7	-2	17	0	41	5	6	-2	30	-1
DE		14	3	4	-1	7	1	13	3	18	-3	32	-1	5	1	19	-1
EE		8	1	8	0	12	-1	19	-2	13	0	32	1	6	0	18	0
IE		16	4	5	-1	4	-2	20	1	19	-7	26	-1	5	1	11	1
EL		15	0	11	-5	10	-1	30	0	20	1	40	11	4	0	16	2
ES		5	-1	7	0	7	-2	26	1	15	-1	23	-1	5	1	11	0
FR		10	1	6	-1	9	2	17	1	21	0	33	-1	5	2	18	-3
HR		17	2	11	-1	11	-2	18	-1	12	2	26	0	8	1	16	0
IT		17	2	12	2	8	-3	22	-3	24	-2	29	3	8	0	16	2
CY		9	-1	3	-2	6	0	29	2	23	-2	37	10	4	1	24	2
LV		5	2	6	-1	11	-1	23	1	10	0	31	3	7	2	20	5
LT		7	-1	5	-1	13	-3	16	-4	16	-1	36	5	6	1	23	1
LU		9	0	5	1	8	-1	13	-7	20	0	36	6	4	1	22	4
HU		18	1	9	-1	14	2	16	-4	15	2	26	4	6	1	19	4
MT		20	3	8	-2	6	1	16	-1	16	-3	25	1	4	-1	13	-3
NL		21	1	3	0	4	-2	6	1	14	0	33	1	6	0	24	1
AT		18	2	10	-1	9	0	15	0	15	-4	33	3	7	0	17	2
PL		10	0	10	1	9	-2	14	-1	9	-2	24	1	9	1	19	2
PT		6	1	5	-2	18	1	27	-2	12	-2	26	0	5	1	11	0
RO		11	-4	11	-2	17	2	18	-1	8	0	20	-1	7	0	16	3
SI		11	-2	7	-2	8	-2	11	0	17	3	35	4	6	1	13	1
SK		10	-1	11	0	28	2	19	3	11	0	27	-2	5	-1	20	5
FI		16	4	8	2	11	-2	21	1	12	-1	41	6	8	3	19	-1
SE		27	3	6	1	6	0	13	0	8	-1	38	5	9	1	19	0





























QB8b And then? (MAX. 2 ANSWERS) (%)

		Working towards a safe digital space, including on social media platforms		Securing food, health, and industry supplies in the EU		Improving quality and access to education		Improving the access to housing in the EU		Combating criminality		Reducing the administrative burden for companies		Other (SPONTANEOUS)		None (SPONTANEOUS)	
		Mar/Apr 2026	Diff. Mar/Apr 2026 - Oct/Nov 2025	Mar/Apr 2026	Diff. Mar/Apr 2026 - Oct/Nov 2025	Mar/Apr 2026	Diff. Mar/Apr 2026 - Oct/Nov 2025	Mar/Apr 2026	Diff. Mar/Apr 2026 - Oct/Nov 2025	Mar/Apr 2026	Diff. Mar/Apr 2026 - Oct/Nov 2025	Mar/Apr 2026	Diff. Mar/Apr 2026 - Oct/Nov 2025	Mar/Apr 2026	Diff. Mar/Apr 2026 - Oct/Nov 2025	Mar/Apr 2026	Diff. Mar/Apr 2026 - Oct/Nov 2025
EU27		9	2	18	1	12	0	11	0	15	-2	7	0	1	0	1	0
EURO		8	1	18	1	12	-1	12	1	16	-1	7	0	1	0	1	0
NON EURO		11	2	18	0	10	1	9	0	13	-1	8	1	0	0	0	-1
BE		9	1	14	2	13	-1	8	-3	23	-1	7	2	0	0	0	0
BG		8	0	23	3	10	2	4	-2	15	0	7	2	0	0	1	1
CZ		7	2	19	3	7	0	21	-1	12	-1	7	0	0	0	1	1
DK		14	3	22	5	4	-1	3	-2	14	-3	5	-2	1	1	1	0
DE		7	1	23	0	13	2	11	2	12	-4	9	0	1	-1	1	0
EE		9	0	21	3	11	-2	9	-2	7	1	7	2	2	0	1	0
IE		10	3	28	2	10	0	20	0	11	-3	3	0	0	0	1	1
EL		8	1	23	-1	12	-3	6	-2	19	0	4	1	1	1	0	-1
ES		8	3	20	5	14	-2	28	5	12	-5	6	0	0	0	2	1
FR		6	0	12	-1	15	-2	9	-1	20	-1	7	1	1	0	1	0
HR		7	0	24	5	12	0	12	-1	18	0	8	-2	0	0	0	0
IT		9	3	14	2	10	-1	5	1	19	0	8	1	0	-1	0	-1
CY		3	0	12	-2	18	3	20	5	16	-2	2	0	0	0	0	0
LV		3	-1	17	1	12	-1	9	-1	7	-2	10	2	1	1	1	0
LT		6	0	20	-2	12	2	9	0	7	-1	3	-1	1	1	1	1
LU		6	1	16	5	11	-4	18	-1	21	3	5	0	0	-1	0	-2
HU		8	1	23	0	11	0	10	-2	11	-2	6	1	0	0	0	0
MT		14	1	26	7	14	2	7	-2	15	1	8	3	1	1	1	-1
NL		18	2	22	7	8	-2	13	-2	18	2	5	-1	0	0	1	0
AT		12	1	29	5	11	-1	9	-1	14	-1	9	0	1	-1	0	0
PL		13	3	13	-2	9	1	7	-1	14	2	9	1	0	0	0	0
PT		4	0	23	-1	14	1	22	-1	16	1	9	-3	0	0	0	0
RO		10	1	18	-1	15	1	10	0	8	-3	8	1	1	1	0	0
SI		6	1	28	2	9	1	10	-1	16	0	10	3	0	0	1	0
SK		6	-1	19	-3	10	-3	13	2	11	2	8	2	1	1	0	0
FI		10	2	21	0	9	-3	2	-2	18	0	4	1	0	0	1	0
SE		12	-1	29	2	8	-1	5	0	24	-4	7	1	0	0	2	-1

QB8b And then? (MAX. 2 ANSWERS) (%)





























		Mar/Apr 2026	Don't know
		Diff. Mar/Apr 2026 - Oct/Nov 2025	
EU27		1	0
EURO		1	0
NON EURO		0	-1
BE		0	0
BG		1	0
CZ		1	0
DK		0	-1
DE		1	1
EE		3	2
IE		1	0
EL		0	0
ES		1	-1
FR		2	1
HR		0	0
IT		0	0
CY		0	0
LV		3	-3
LT		1	0
LU		1	0
HU		0	0
MT		0	0
NL		0	-1
AT		1	1
PL		1	0
PT		1	0
RO		0	0
SI		0	-1
SK		0	0
FI		1	-2
SE		0	-1

QB8ab Which of the following actions at the EU level do you think would have the highest positive impact on your life in the short term, i.e. in the next year? First? And then? (MAX. 3 ANSWERS) (%)

		Developing clean energy resources and infrastructure		Helping the private sector become more competitive in the EU		Reducing regional inequalities in the EU		Creating more job opportunities		Managing irregular migration		Ensuring peace and stability		Fostering international partnerships		Strengthening European security and defence	
		Mar/Apr 2026		Mar/Apr 2026		Mar/Apr 2026		Mar/Apr 2026		Mar/Apr 2026		Mar/Apr 2026		Mar/Apr 2026		Mar/Apr 2026	
		17	Diff.	10	Diff.	12	Diff.	25	Diff.	22	Diff.	44	Diff.	8	Diff.	23	Diff.
EU27		17	1	10	0	12	-1	25	-1	22	-2	44	2	8	1	23	1
EURO		16	1	9	-1	11	-1	26	0	24	-3	44	1	7	1	22	0
NON EURO		19	0	13	0	15	-2	21	-2	14	-2	42	2	10	1	26	2
BE		19	3	8	0	9	-3	23	-2	24	-2	43	2	8	1	28	5
BG		14	0	11	-1	27	-2	31	-5	12	0	47	8	10	0	25	5
CZ		13	-2	11	-1	15	-3	20	3	12	-7	43	3	7	2	24	2
DK		35	7	8	-3	14	-2	9	-3	22	-1	58	2	7	-2	41	1
DE		18	4	6	0	9	1	17	3	24	-3	46	-2	6	1	23	-2
EE		10	1	12	2	16	-1	28	-2	16	0	50	2	8	1	26	2
IE		21	5	8	1	6	-2	30	3	27	-12	38	1	6	0	17	3
EL		20	1	14	-7	12	-2	40	-4	22	0	55	11	6	0	20	1
ES		7	-1	10	0	10	-1	36	0	19	-4	34	-1	6	1	15	1
FR		14	3	8	0	12	1	26	2	27	-1	47	0	6	2	24	-2
HR		22	1	15	0	16	-2	25	-4	15	1	39	3	10	0	20	-1
IT		21	0	16	2	11	-3	32	-5	31	-4	41	5	11	1	21	3
CY		14	-1	6	-1	8	1	39	0	29	-5	48	12	5	1	32	5
LV		7	3	9	-2	15	-2	34	2	13	-1	48	1	9	2	26	3
LT		9	-1	7	-2	18	-5	24	-3	22	1	54	6	8	2	32	3
LU		13	1	7	1	9	-3	20	-6	25	0	57	11	6	2	25	2
HU		24	1	13	0	18	2	24	-2	18	1	39	4	8	0	24	5
MT		25	-1	13	-2	8	1	24	-1	27	0	43	5	6	0	16	-6
NL		25	-1	4	-1	5	-2	7	0	19	-2	53	5	7	0	35	5
AT		24	3	13	-1	11	-1	22	-1	20	-6	46	4	9	0	22	1
PL		13	-1	14	2	14	-2	20	-2	14	-4	39	-1	13	3	28	3
PT		7	1	7	-1	27	-3	36	-1	16	-3	38	-1	7	2	14	0
RO		17	-3	16	-2	21	-1	26	-3	11	0	34	4	10	1	21	3
SI		15	-1	9	-4	10	-3	17	0	22	3	50	4	8	1	17	1
SK		13	-3	17	1	34	1	25	2	15	1	43	-1	6	-3	26	5
FI		20	5	10	1	13	-3	30	3	17	-1	60	5	8	2	26	-4
SE		34	4	9	1	6	-1	17	-1	10	-1	58	6	11	0	25	0




























Standard Eurobarometer 105  
Spring 2026

QB8ab Which of the following actions at the EU level do you think would have the highest positive impact on your life in the short term, i.e. in the next year? First? And then? (MAX. 3 ANSWERS) (%)











		Working towards a safe digital space, including on social media platforms		Securing food, health, and industry supplies in the EU		Improving quality and access to education		Improving the access to housing in the EU		Combatting criminality		Reducing the administrative burden for companies		Other (SPONTANEOUS)		None (SPONTANEOUS)	
		Mar/Apr 2026	Diff. Mar/Apr 2026 - Oct/Nov 2025	Mar/Apr 2026	Diff. Mar/Apr 2026 - Oct/Nov 2025	Mar/Apr 2026	Diff. Mar/Apr 2026 - Oct/Nov 2025	Mar/Apr 2026	Diff. Mar/Apr 2026 - Oct/Nov 2025	Mar/Apr 2026	Diff. Mar/Apr 2026 - Oct/Nov 2025	Mar/Apr 2026	Diff. Mar/Apr 2026 - Oct/Nov 2025	Mar/Apr 2026	Diff. Mar/Apr 2026 - Oct/Nov 2025	Mar/Apr 2026	Diff. Mar/Apr 2026 - Oct/Nov 2025
		EU27		12	2	26	1	16	0	16	0	20	-2	10	0	1	0
EURO		11	2	27	3	16	-1	16	0	21	-2	10	0	1	0	1	-1
NON EURO		16	2	25	-1	13	0	14	0	18	-2	11	1	0	0	1	0
BE		12	0	21	3	17	-3	12	-3	32	-4	11	3	0	0	1	0
BG		10	-1	29	3	11	0	5	-2	19	0	9	2	1	0	3	-2
CZ		10	1	24	1	10	0	26	-2	16	-2	11	1	0	0	3	1
DK		18	2	30	6	5	-1	4	-2	18	-3	8	-1	1	1	0	-1
DE		10	1	33	2	16	1	16	3	15	-4	14	0	1	-1	2	-1
EE		11	0	28	4	15	-3	13	-3	9	1	10	3	3	0	1	0
IE		13	1	37	0	14	0	29	-1	14	-5	5	1	1	1	1	0
EL		10	2	31	-1	17	-3	9	-2	25	0	6	2	1	0	1	0
ES		10	4	28	7	18	-5	37	3	17	-4	8	0	0	-1	2	1
FR		9	1	19	1	20	-1	13	-1	26	-1	10	1	2	0	1	-1
HR		10	0	33	7	16	0	17	-2	24	1	11	-2	0	0	2	0
IT		14	5	18	0	15	1	7	1	25	-1	10	1	0	-1	1	0
CY		3	-1	19	1	20	2	30	8	22	-2	2	0	0	0	0	0
LV		4	-2	23	0	15	-3	12	-3	10	-1	13	2	1	1	0	-1
LT		8	-1	28	-3	16	2	14	0	10	-2	5	1	2	1	2	1
LU		8	1	23	5	13	-6	26	-6	30	4	7	0	0	-1	0	0
HU		12	3	32	-2	16	1	13	-3	15	-2	9	2	0	0	3	0
MT		18	-1	33	7	19	2	11	0	19	1	10	3	1	1	0	0
NL		23	2	27	6	10	-4	18	-4	24	2	8	0	0	-1	2	-1
AT		16	1	40	5	16	0	12	-1	17	-1	10	-2	3	1	1	0
PL		19	4	18	-2	12	1	13	1	19	-1	13	1	0	0	0	-1
PT		6	0	33	1	18	1	26	-1	22	2	12	-3	0	-1	1	1
RO		12	-1	24	-5	20	0	14	-2	13	-2	13	3	1	1	1	0
SI		9	1	43	5	11	0	15	-2	22	0	15	3	0	0	1	0
SK		9	-1	28	-5	13	-3	19	4	13	2	12	2	1	0	0	0
FI		13	1	29	2	11	-3	3	-3	22	1	6	0	0	0	1	0
SE		18	-1	38	2	9	-2	8	2	31	-5	9	2	0	-1	0	-1

Standard Eurobarometer 105  
Spring 2026

QB8ab Which of the following actions at the EU level do you think would have the highest positive impact on your life in the short term, i.e. in the next year? First? And then? (MAX. 3 ANSWERS) (%)

		Mar/Apr 2026	Don't know
		Diff. Mar/Apr 2026 - Oct/Nov 2025	
EU27		2	0
EURO		2	0
NON EURO		2	0
BE		0	0
BG		2	-1
CZ		6	1
DK		2	0
DE		3	0
EE		2	-1
IE		1	1
EL		1	1
ES		3	0
FR		2	-1
HR		2	1
IT		2	-1
CY		3	-2
LV		4	2
LT		1	0
LU		0	-1
HU		1	0
MT		1	0
NL		1	1
AT		0	-2
PL		2	1
PT		2	0
RO		3	1
SI		1	1
SK		0	-1
FI		1	0
SE		1	0

QB9 In recent years, the world has had to deal with a number of crises and unexpected situations. Which of the following have had the greatest influence on the way you look at the future? (MAX. 2 ANSWERS) (%)

		Consequences of climate change		Migration		The pandemic and other health crises		Economic hardship		Russia's invasion of Ukraine		The conflicts in the Middle East		The rising energy costs		Terrorist attacks	
		Mar/Apr 2026	Diff. Mar/Apr 2026 - Mar/Apr 2025	Mar/Apr 2026	Diff. Mar/Apr 2026 - Mar/Apr 2025	Mar/Apr 2026	Diff. Mar/Apr 2026 - Mar/Apr 2025	Mar/Apr 2026	Diff. Mar/Apr 2026 - Mar/Apr 2025	Mar/Apr 2026	Diff. Mar/Apr 2026 - Mar/Apr 2025	Mar/Apr 2026	Diff. Mar/Apr 2026 - Mar/Apr 2025	Mar/Apr 2026	Diff. Mar/Apr 2026 - Mar/Apr 2025	Mar/Apr 2026	Diff. Mar/Apr 2026 - Mar/Apr 2025
TR		6	-8	17	-3	23	-13	37	-11	6	-2	19	5	15	4	13	-10
MK		7	-3	15	-1	27	-8	29	5	22	-8	32	16	20	2	9	0
ME		13	0	9	4	45	-22	26	9	11	0	16	9	12	6	9	0
RS		7	-1	11	-4	38	-5	26	-7	20	-9	33	18	20	3	4	-3
AL		8	1	14	2	42	-5	34	6	24	-14	32	16	9	2	8	-2
MD		4	-2	14	0	32	-5	23	-1	30	-3	14	11	41	3	4	1
UK		12	0	19	5	18	-4	17	-4	17	-12	24	10	29	-2	8	3
BA		9	-1	11	-1	30	-4	28	-3	17	-9	29	10	23	4	8	0
XK		5	-3	5	-4	38	3	23	1	30	-5	25	1	18	4	8	0
TCC		8	-7	10	-7	28	9	31	-6	15	7	27	18	10	-8	9	-2
GE		9	0	14	0	35	-15	22	-3	31	-12	23	16	6	2	7	-1

Standard Eurobarometer 105  
Spring 2026





























QB9 In recent years, the world has had to deal with a number of crises and unexpected situations. Which of the following have had the greatest influence on the way you look at the future? (MAX. 2 ANSWERS) (%)

		The UK leaving the EU			Political developments in the USA and their impact in the world			Other (SPONTANEOUS)			None (SPONTANEOUS)			Don't know	
		Mar/Apr 2026	Diff. Mar/Apr 2026 - Mar/Apr 2025		Mar/Apr 2026	Diff. Mar/Apr 2026 - Mar/Apr 2025		Mar/Apr 2026	Diff. Mar/Apr 2026 - Mar/Apr 2025		Mar/Apr 2026	Diff. Mar/Apr 2026 - Mar/Apr 2025		Mar/Apr 2026	Diff. Mar/Apr 2026 - Mar/Apr 2025
TR		8	0	18	-	0	0	0	0	0	1	1			
MK		4	2	21	-	0	0	0	0	-1	0	0			
ME		8	5	12	-	0	0	0	0	0	0	0			
RS		4	0	24	-	0	-1	0	-1	2	0				
AL		2	-1	17	-	0	0	0	0	0	-1				
MD		2	1	9	-	0	0	1	0	6	1				
UK		21	-2	26	-	0	0	0	-1	1	-1				
BA		6	2	24	-	1	-1	1	0	0	-1				
XK		4	2	13	-	0	0	0	0	4	-1				
TCC		14	8	17	-	0	0	0	0	0	0				
GE		2	0	15	-	1	1	2	1	7	2				

Standard Eurobarometer 105  
Spring 2026











QB10.1 For each of the following statements, please tell me whether you totally agree, tend to agree, tend to disagree or totally disagree.

**You often come across disinformation (%)**

		Totally agree		Tend to agree		Tend to disagree		Totally disagree		Don't know		Total 'Agree'		Total 'Disagree'	
		Mar/Apr 2026		Mar/Apr 2026		Mar/Apr 2026		Mar/Apr 2026		Mar/Apr 2026		Mar/Apr 2026		Mar/Apr 2026	
			Diff. Mar/Apr 2026 - Mar/Apr 2025		Diff. Mar/Apr 2026 - Mar/Apr 2025		Diff. Mar/Apr 2026 - Mar/Apr 2025		Diff. Mar/Apr 2026 - Mar/Apr 2025		Diff. Mar/Apr 2026 - Mar/Apr 2025		Diff. Mar/Apr 2026 - Mar/Apr 2025		Diff. Mar/Apr 2026 - Mar/Apr 2025
EU27		26	1	47	-1	21	1	3	-1	3	0	73	0	24	0
EURO		26	1	46	-1	21	0	4	0	3	0	72	0	25	0
NON EURO		25	1	51	-1	18	1	3	0	3	-1	76	0	21	1
BE		18	-2	50	4	27	0	3	-1	2	-1	68	2	30	-1
BG		20	-2	41	0	25	3	3	-2	11	1	61	-2	28	1
CZ		25	2	40	2	25	1	5	-4	5	-1	65	4	30	-3
DK		35	5	36	-4	22	0	5	0	2	-1	71	1	27	0
DE		19	-2	43	-1	31	4	5	1	2	-2	62	-3	36	5
EE		19	0	44	3	28	2	6	-3	3	-2	63	3	34	-1
IE		46	10	42	0	9	-6	2	-2	1	-2	88	10	11	-8
EL		38	0	49	3	10	-1	2	-1	1	-1	87	3	12	-2
ES		45	4	40	-2	10	-3	3	2	2	-1	85	2	13	-1
FR		29	3	42	-2	21	1	5	-3	3	1	71	1	26	-2
HR		27	3	50	0	17	-4	3	1	3	0	77	3	20	-3
IT		17	2	62	3	15	-4	2	-1	4	0	79	5	17	-5
CY		55	9	31	-6	8	-4	2	-1	4	2	86	3	10	-5
LV		27	-5	41	1	22	3	6	1	4	0	68	-4	28	4
LT		28	3	48	-1	19	1	2	-1	3	-2	76	2	21	0
LU		27	3	43	2	19	-5	10	2	1	-2	70	5	29	-3
HU		31	6	55	-4	10	-2	1	0	3	0	86	2	11	-2
MT		39	-3	52	4	5	-3	2	1	2	1	91	1	7	-2
NL		22	-2	42	1	29	0	4	-1	3	2	64	-1	33	-1
AT		24	2	36	-3	29	5	8	-3	3	-1	60	-1	37	2
PL		17	-2	58	-1	21	4	2	1	2	-2	75	-3	23	5
PT		12	-1	45	-10	28	12	3	-1	12	0	57	-11	31	11
RO		25	1	52	-2	16	0	3	0	4	1	77	-1	19	0
SI		34	-2	43	0	19	2	3	0	1	0	77	-2	22	2
SK		38	3	46	-2	12	0	1	-1	3	0	84	1	13	-1
FI		31	4	40	0	23	-3	4	-1	2	0	71	4	27	-4
SE		38	3	45	1	13	-1	3	-3	1	0	83	4	16	-4

QB10.1 For each of the following statements, please tell me whether you totally agree, tend to agree, tend to disagree or totally disagree.





























**You often come across disinformation (%)**

		Totally agree		Tend to agree		Tend to disagree		Totally disagree		Don't know		Total 'Agree'		Total 'Disagree'	
		Mar/Apr 2026	Diff. Mar/Apr 2026 - Mar/Apr 2025	Mar/Apr 2026	Diff. Mar/Apr 2026 - Mar/Apr 2025	Mar/Apr 2026	Diff. Mar/Apr 2026 - Mar/Apr 2025	Mar/Apr 2026	Diff. Mar/Apr 2026 - Mar/Apr 2025	Mar/Apr 2026	Diff. Mar/Apr 2026 - Mar/Apr 2025	Mar/Apr 2026	Diff. Mar/Apr 2026 - Mar/Apr 2025	Mar/Apr 2026	Diff. Mar/Apr 2026 - Mar/Apr 2025
EU27		26	1	47	-1	21	1	3	-1	3	0	73	0	24	0
EURO		26	1	46	-1	21	0	4	0	3	0	72	0	25	0
NON EURO		25	1	51	-1	18	1	3	0	3	-1	76	0	21	1
TR		35	6	32	-16	15	-5	16	13	2	2	67	-10	31	8
MK		36	0	55	2	7	-1	2	0	0	-1	91	2	9	-1
ME		47	-4	42	-4	11	8	0	0	0	0	89	-8	11	8
RS		41	1	38	-1	17	2	4	0	0	-2	79	0	21	2
AL		40	-6	53	7	6	0	1	0	0	-1	93	1	7	0
MD		48	-3	31	5	11	2	6	-2	4	-2	79	2	17	0
UK		40	2	45	-1	9	-2	3	1	3	0	85	1	12	-1
BA		28	-4	50	5	20	2	2	-1	0	-2	78	1	22	1
XK		56	7	34	-5	5	0	3	-1	2	-1	90	2	8	-1
TCC		45	11	43	-7	9	-5	3	1	0	0	88	4	12	-4
GE		53	1	29	-3	7	1	8	0	3	1	82	-2	15	1

Standard Eurobarometer 105  
Spring 2026











QB10.2 For each of the following statements, please tell me whether you totally agree, tend to agree, tend to disagree or totally disagree.

**It is easy for you to identify disinformation (%)**

		Totally agree		Tend to agree		Tend to disagree		Totally disagree		Don't know		Total 'Agree'		Total 'Disagree'	
		Mar/Apr 2026	Diff. Mar/Apr 2026 - Mar/Apr 2025	Mar/Apr 2026	Diff. Mar/Apr 2026 - Mar/Apr 2025	Mar/Apr 2026	Diff. Mar/Apr 2026 - Mar/Apr 2025	Mar/Apr 2026	Diff. Mar/Apr 2026 - Mar/Apr 2025	Mar/Apr 2026	Diff. Mar/Apr 2026 - Mar/Apr 2025	Mar/Apr 2026	Diff. Mar/Apr 2026 - Mar/Apr 2025	Mar/Apr 2026	Diff. Mar/Apr 2026 - Mar/Apr 2025
EU27		15	0	44	0	31	1	7	-1	3	0	59	0	38	0
EURO		15	1	44	0	31	1	7	-2	3	0	59	1	38	-1
NON EURO		15	0	46	1	30	1	6	-1	3	-1	61	1	36	0
BE		10	-4	48	2	34	1	6	0	2	1	58	-2	40	1
BG		17	-1	43	3	24	-2	10	-1	6	1	60	2	34	-3
CZ		11	-3	45	6	29	-3	8	0	7	0	56	3	37	-3
DK		18	-3	49	2	25	4	6	-1	2	-2	67	-1	31	3
DE		13	1	43	-1	34	2	7	-2	3	0	56	0	41	0
EE		13	0	41	0	33	-1	7	-1	6	2	54	0	40	-2
IE		21	-3	47	8	24	-2	7	0	1	-3	68	5	31	-2
EL		21	-1	35	-2	36	8	7	-5	1	0	56	-3	43	3
ES		22	2	40	-3	27	-1	9	3	2	-1	62	-1	36	2
FR		13	-2	43	1	31	1	10	0	3	0	56	-1	41	1
HR		19	2	49	0	20	-4	9	2	3	0	68	2	29	-2
IT		9	2	48	4	35	-1	5	-6	3	1	57	6	40	-7
CY		19	-3	50	4	22	-2	4	-2	5	3	69	1	26	-4
LV		23	-4	46	0	22	2	5	1	4	1	69	-4	27	3
LT		23	3	49	-1	21	-2	4	1	3	-1	72	2	25	-1
LU		15	-7	48	-2	28	6	7	1	2	2	63	-9	35	7
HU		19	1	51	0	24	0	4	-1	2	0	70	1	28	-1
MT		20	-3	46	-4	31	8	2	-1	1	0	66	-7	33	7
NL		14	-4	48	-6	30	5	5	2	3	3	62	-10	35	7
AT		24	-2	36	-1	28	6	7	-3	5	0	60	-3	35	3
PL		13	1	40	-5	37	4	6	0	4	0	53	-4	43	4
PT		5	1	39	-4	38	5	7	-5	11	3	44	-3	45	0
RO		18	3	44	2	26	-6	8	0	4	1	62	5	34	-6
SI		20	-5	47	4	26	-1	6	2	1	0	67	-1	32	1
SK		24	6	48	3	22	-3	4	-5	2	-1	72	9	26	-8
FI		20	-2	54	0	21	4	3	-1	2	-1	74	-2	24	3
SE		13	-5	60	3	21	2	5	0	1	0	73	-2	26	2

QB10.2 For each of the following statements, please tell me whether you totally agree, tend to agree, tend to disagree or totally disagree.

**It is easy for you to identify disinformation (%)**

		Totally agree		Tend to agree		Tend to disagree		Totally disagree		Don't know	Total 'Agree'		Total 'Disagree'		
		Mar/Apr 2026	Diff. Mar/Apr 2026 - Mar/Apr 2025	Mar/Apr 2026	Diff. Mar/Apr 2026 - Mar/Apr 2025	Mar/Apr 2026	Diff. Mar/Apr 2026 - Mar/Apr 2025	Mar/Apr 2026	Diff. Mar/Apr 2026 - Mar/Apr 2025		Mar/Apr 2026	Diff. Mar/Apr 2026 - Mar/Apr 2025	Mar/Apr 2026	Diff. Mar/Apr 2026 - Mar/Apr 2025	
EU27		15	0	44	0	31	1	7	-1	3	0	59	0	38	0
EURO		15	1	44	0	31	1	7	-2	3	0	59	1	38	-1
NON EURO		15	0	46	1	30	1	6	-1	3	-1	61	1	36	0
TR		38	15	36	4	10	-25	13	3	3	3	74	19	23	-22
MK		27	2	50	2	20	-2	2	-2	1	0	77	4	22	-4
ME		34	-5	56	3	9	1	1	0	0	0	90	-2	10	2
RS		22	0	44	0	25	-1	9	3	0	-2	66	0	34	2
AL		18	-5	56	9	23	0	3	-3	0	-1	74	4	26	-3
MD		33	-1	32	1	23	2	8	-1	4	-1	65	0	31	1
UK		12	-5	49	-1	29	4	8	4	2	-2	61	-6	37	8
BA		15	2	40	-2	34	4	11	-3	0	-1	55	0	45	1
XK		38	8	36	-12	13	1	11	4	2	-1	74	-4	24	5
TCC		28	2	49	-3	19	2	4	-1	0	0	77	-1	23	1
GE		41	1	36	-1	11	-1	8	1	4	0	77	0	19	0











QB10.3 For each of the following statements, please tell me whether you totally agree, tend to agree, tend to disagree or totally disagree.

**The rapid spread of disinformation is a major problem for democracy (%)**





























		Totally agree		Tend to agree		Tend to disagree		Totally disagree		Don't know		Total 'Agree'		Total 'Disagree'	
		Mar/Apr 2026	Diff. Mar/Apr 2026 - Mar/Apr 2025	Mar/Apr 2026	Diff. Mar/Apr 2026 - Mar/Apr 2025	Mar/Apr 2026	Diff. Mar/Apr 2026 - Mar/Apr 2025	Mar/Apr 2026	Diff. Mar/Apr 2026 - Mar/Apr 2025	Mar/Apr 2026	Diff. Mar/Apr 2026 - Mar/Apr 2025	Mar/Apr 2026	Diff. Mar/Apr 2026 - Mar/Apr 2025	Mar/Apr 2026	Diff. Mar/Apr 2026 - Mar/Apr 2025
EU27		47	2	40	-1	8	0	2	0	3	-1	87	1	10	0
EURO		48	1	39	-2	7	0	2	1	4	0	87	-1	9	1
NON EURO		41	2	42	-2	12	1	2	-1	3	0	83	0	14	0
BE		41	-7	43	1	11	3	2	1	3	2	84	-6	13	4
BG		44	2	40	-2	7	0	1	-1	8	1	84	0	8	-1
CZ		23	3	41	1	24	-1	6	-2	6	-1	64	4	30	-3
DK		69	6	24	-3	6	0	0	-1	1	-2	93	3	6	-1
DE		50	-2	34	-2	9	1	2	0	5	3	84	-4	11	1
EE		36	-5	50	6	7	-1	2	0	5	0	86	1	9	-1
IE		58	9	33	-3	5	-3	1	-1	3	-2	91	6	6	-4
EL		52	2	38	-1	7	1	2	-1	1	-1	90	1	9	0
ES		55	0	35	2	5	-1	2	1	3	-2	90	2	7	0
FR		48	4	42	0	5	-2	1	0	4	-2	90	4	6	-2
HR		40	4	46	-7	8	1	2	0	4	2	86	-3	10	1
IT		41	6	48	-6	8	1	1	-1	2	0	89	0	9	0
CY		67	9	26	-8	3	-2	1	-1	3	2	93	1	4	-3
LV		46	-3	38	3	8	0	3	1	5	-1	84	0	11	1
LT		52	8	38	-6	5	-1	1	0	4	-1	90	2	6	-1
LU		63	6	30	-5	4	-1	2	0	1	0	93	1	6	-1
HU		44	0	49	1	6	0	0	-1	1	0	93	1	6	-1
MT		61	3	30	-2	5	-2	2	0	2	1	91	1	7	-2
NL		60	-2	31	1	5	-1	2	0	2	2	91	-1	7	-1
AT		42	4	39	-2	13	2	2	-2	4	-2	81	2	15	0
PL		34	6	51	-6	10	0	2	0	3	0	85	0	12	0
PT		22	-1	57	-2	9	1	0	-1	12	3	79	-3	9	0
RO		32	-5	44	2	17	2	2	-1	5	2	76	-3	19	1
SI		64	0	29	-2	6	3	0	-1	1	0	93	-2	6	2
SK		53	4	41	-4	4	0	1	0	1	0	94	0	5	0
FI		65	-2	24	1	8	2	1	0	2	-1	89	-1	9	2
SE		84	-1	12	-1	3	2	1	1	0	-1	96	-2	4	3

QB10.3 For each of the following statements, please tell me whether you totally agree, tend to agree, tend to disagree or totally disagree.





























**The rapid spread of disinformation is a major problem for democracy (%)**

		Totally agree		Tend to agree		Tend to disagree		Totally disagree		Don't know		Total 'Agree'		Total 'Disagree'	
		Mar/Apr 2026	Diff. Mar/Apr 2026 - Mar/Apr 2025	Mar/Apr 2026	Diff. Mar/Apr 2026 - Mar/Apr 2025	Mar/Apr 2026	Diff. Mar/Apr 2026 - Mar/Apr 2025	Mar/Apr 2026	Diff. Mar/Apr 2026 - Mar/Apr 2025	Mar/Apr 2026	Diff. Mar/Apr 2026 - Mar/Apr 2025	Mar/Apr 2026	Diff. Mar/Apr 2026 - Mar/Apr 2025	Mar/Apr 2026	Diff. Mar/Apr 2026 - Mar/Apr 2025
EU27		47	2	40	-1	8	0	2	0	3	-1	87	1	10	0
EURO		48	1	39	-2	7	0	2	1	4	0	87	-1	9	1
NON EURO		41	2	42	-2	12	1	2	-1	3	0	83	0	14	0
TR		45	14	29	-20	8	-9	15	12	3	3	74	-6	23	3
MK		50	5	40	-3	7	-2	2	0	1	0	90	2	9	-2
ME		39	4	51	-10	8	4	1	1	1	1	90	-6	9	5
RS		46	-3	40	2	10	1	3	1	1	-1	86	-1	13	2
AL		43	-7	48	8	7	0	1	0	1	-1	91	1	8	0
MD		56	-8	29	7	5	2	3	0	7	-1	85	-1	8	2
UK		45	0	43	0	6	0	2	1	4	-1	88	0	8	1
BA		29	-7	49	4	18	5	3	0	1	-2	78	-3	21	5
XK		63	10	28	-12	6	2	1	0	2	0	91	-2	7	2
TCC		42	2	40	-3	15	0	3	1	0	0	82	-1	18	1
GE		52	-1	30	-1	6	1	5	0	7	1	82	-2	11	1

QB11.1 Do you think that large online platforms (such as social media, search engines, and online marketplaces) are doing enough to...  
**...remove harmful or illegal content (for example, hate speech, scams, or fake products) (%)**

		Yes, definitely	Yes, to some extent	No, not really	No, definitely not	Don't know	Total 'Yes'	Total 'No'
EU27		16	30	29	19	6	46	48
EURO		16	28	30	20	6	44	50
NON EURO		17	36	25	17	5	53	42
BE		14	29	36	18	3	43	54
BG		17	33	23	8	19	50	31
CZ		13	33	32	13	9	46	45
DK		7	13	25	49	6	20	74
DE		11	20	38	24	7	31	62
EE		16	33	26	14	11	49	40
IE		17	22	22	36	3	39	58
EL		7	35	36	14	8	42	50
ES		17	24	26	28	5	41	54
FR		22	22	26	24	6	44	50
HR		15	39	28	12	6	54	40
IT		23	39	27	7	4	62	34
CY		8	31	38	15	8	39	53
LV		12	38	31	8	11	50	39
LT		17	31	26	15	11	48	41
LU		18	23	29	27	3	41	56
HU		26	42	24	7	1	68	31
MT		12	26	27	27	8	38	54
NL		9	25	32	32	2	34	64
AT		17	40	21	14	8	57	35
PL		21	45	24	6	4	66	30
PT		6	52	18	8	16	58	26
RO		18	42	22	10	8	60	32
SI		7	37	31	20	5	44	51
SK		21	35	27	12	5	56	39
FI		9	23	38	24	6	32	62
SE		2	10	24	63	1	12	87





























QB11.2 Do you think that large online platforms (such as social media, search engines, and online marketplaces) are doing enough to...  
**...protect users' rights (for example, free expression) (%)**

		Yes, definitely	Yes, to some extent	No, not really	No, definitely not	Don't know	Total 'Yes'	Total 'No'
EU27		16	35	29	14	6	51	43
EURO		16	34	29	15	6	50	44
NON EURO		16	41	26	11	6	57	37
BE		12	39	33	13	3	51	46
BG		14	39	21	9	17	53	30
CZ		16	35	30	11	8	51	41
DK		8	33	26	27	6	41	53
DE		11	31	36	15	7	42	51
EE		15	39	25	9	12	54	34
IE		16	31	23	26	4	47	49
EL		7	38	24	22	9	45	46
ES		18	25	28	24	5	43	52
FR		23	28	25	18	6	51	43
HR		14	38	30	11	7	52	41
IT		20	42	28	7	3	62	35
CY		12	35	33	12	8	47	45
LV		13	42	27	6	12	55	33
LT		15	34	27	13	11	49	40
LU		20	29	30	19	2	49	49
HU		25	46	23	5	1	71	28
MT		11	34	25	21	9	45	46
NL		7	37	33	20	3	44	53
AT		22	39	22	10	7	61	32
PL		18	46	25	5	6	64	30
PT		8	55	16	6	15	63	22
RO		14	44	27	7	8	58	34
SI		6	42	31	15	6	48	46
SK		21	39	25	10	5	60	35
FI		10	38	32	13	7	48	45
SE		6	28	32	30	4	34	62

Standard Eurobarometer 105  
Spring 2026


QB12.1 For each of the following statements, please tell me whether you totally agree, tend to agree, tend to disagree or totally disagree.

**Increasing customs tariffs harms the global economy (%)**

		Totally agree		Tend to agree		Tend to disagree		Totally disagree		Don't know		Total 'Agree'		Total 'Disagree'	
		Mar/Apr 2026	Diff. Mar/Apr 2026 - Oct/Nov 2025	Mar/Apr 2026	Diff. Mar/Apr 2026 - Oct/Nov 2025	Mar/Apr 2026	Diff. Mar/Apr 2026 - Oct/Nov 2025	Mar/Apr 2026	Diff. Mar/Apr 2026 - Oct/Nov 2025	Mar/Apr 2026	Diff. Mar/Apr 2026 - Oct/Nov 2025	Mar/Apr 2026	Diff. Mar/Apr 2026 - Oct/Nov 2025	Mar/Apr 2026	Diff. Mar/Apr 2026 - Oct/Nov 2025
EU27		40	0	42	0	9	-1	2	0	7	1	82	0	11	-1
EURO		42	-1	41	0	8	-1	2	0	7	2	83	-1	10	-1
NON EURO		34	2	46	-1	12	-1	2	0	6	0	80	1	14	-1
BE		37	1	44	3	14	-2	2	-2	3	0	81	4	16	-4
BG		34	1	44	6	8	-3	1	-1	13	-3	78	7	9	-4
CZ		38	-2	45	4	11	-3	1	-1	5	2	83	2	12	-4
DK		71	3	21	-2	3	-1	1	-1	4	1	92	1	4	-2
DE		47	-1	36	-5	6	0	1	0	10	6	83	-6	7	0
EE		37	-4	47	2	9	3	2	0	5	-1	84	-2	11	3
IE		41	-10	45	7	5	0	2	1	7	2	86	-3	7	1
EL		33	-3	47	7	12	-1	3	-2	5	-1	80	4	15	-3
ES		56	5	35	-1	3	-1	1	0	5	-3	91	4	4	-1
FR		36	6	41	-2	11	-3	4	-1	8	0	77	4	15	-4
HR		33	-1	51	5	10	-5	1	-2	5	3	84	4	11	-7
IT		37	-9	47	8	11	1	2	0	3	0	84	-1	13	1
CY		52	-7	32	3	8	1	4	2	4	1	84	-4	12	3
LV		31	-1	43	2	10	-4	2	-1	14	4	74	1	12	-5
LT		44	9	39	-3	6	-4	1	0	10	-2	83	6	7	-4
LU		45	-3	40	5	9	1	2	-2	4	-1	85	2	11	-1
HU		30	-7	54	5	11	1	2	1	3	0	84	-2	13	2
MT		30	-19	45	8	16	9	3	0	6	2	75	-11	19	9
NL		33	0	46	4	15	-3	2	0	4	-1	79	4	17	-3
AT		50	-4	37	5	8	0	1	-1	4	0	87	1	9	-1
PL		24	4	53	-4	14	0	2	0	7	0	77	0	16	0
PT		29	0	57	-1	3	0	1	0	10	1	86	-1	4	0
RO		25	2	46	-4	18	1	3	-1	8	2	71	-2	21	0
SI		55	-6	32	5	8	0	2	0	3	1	87	-1	10	0
SK		50	-5	39	4	4	-1	1	0	6	2	89	-1	5	-1
FI		58	3	31	-3	5	-1	1	-1	5	2	89	0	6	-2
SE		66	6	27	-2	3	-4	1	0	3	0	93	4	4	-4

QB12.1 For each of the following statements, please tell me whether you totally agree, tend to agree, tend to disagree or totally disagree.

**Increasing customs tariffs harms the global economy (%)**

	Totally agree		Tend to agree		Tend to disagree		Totally disagree		Don't know		Total 'Agree'		Total 'Disagree'	
	Mar/Apr 2026		Mar/Apr 2026		Mar/Apr 2026		Mar/Apr 2026		Mar/Apr 2026		Mar/Apr 2026		Mar/Apr 2026	
		Diff. Mar/Apr 2026 - Oct/Nov 2025		Diff. Mar/Apr 2026 - Oct/Nov 2025		Diff. Mar/Apr 2026 - Oct/Nov 2025		Diff. Mar/Apr 2026 - Oct/Nov 2025		Diff. Mar/Apr 2026 - Oct/Nov 2025		Diff. Mar/Apr 2026 - Oct/Nov 2025		Diff. Mar/Apr 2026 - Oct/Nov 2025
EU27 	40	0	42	0	9	-1	2	0	7	1	82	0	11	-1
EURO	42	-1	41	0	8	-1	2	0	7	2	83	-1	10	-1
NON EURO	34	2	46	-1	12	-1	2	0	6	0	80	1	14	-1
XK	60	-	28	-	5	-	2	-	5	-	88	-	7	-
TCC	33	-	42	-	19	-	5	-	1	-	75	-	24	-

Standard Eurobarometer 105  
Spring 2026

QB12.2 For each of the following statements, please tell me whether you totally agree, tend to agree, tend to disagree or totally disagree.

**The EU should impose customs tariffs in response to defend its interests (for example, if other countries increase their duties on imports from the EU) (%)**

		Totally agree		Tend to agree		Tend to disagree		Totally disagree		Don't know		Total 'Agree'		Total 'Disagree'	
		Mar/Apr 2026	Diff. Mar/Apr 2026 - Mar/Apr 2025	Mar/Apr 2026	Diff. Mar/Apr 2026 - Mar/Apr 2025	Mar/Apr 2026	Diff. Mar/Apr 2026 - Mar/Apr 2025	Mar/Apr 2026	Diff. Mar/Apr 2026 - Mar/Apr 2025	Mar/Apr 2026	Diff. Mar/Apr 2026 - Mar/Apr 2025	Mar/Apr 2026	Diff. Mar/Apr 2026 - Mar/Apr 2025	Mar/Apr 2026	Diff. Mar/Apr 2026 - Mar/Apr 2025
EU27		30	-7	44	1	14	3	4	1	8	2	74	-6	18	4
EURO		31	-8	42	0	15	5	4	1	8	2	73	-8	19	6
NON EURO		26	-4	48	-1	15	4	4	2	7	-1	74	-5	19	6
BE		29	-8	45	3	19	5	4	1	3	-1	74	-5	23	6
BG		34	0	40	-5	9	1	2	-1	15	5	74	-5	11	0
CZ		22	-6	48	2	18	2	3	1	9	1	70	-4	21	3
DK		33	-13	36	5	17	7	7	2	7	-1	69	-8	24	9
DE		27	-12	35	-5	18	6	7	4	13	7	62	-17	25	10
EE		25	-7	51	6	13	1	3	0	8	0	76	-1	16	1
IE		27	-7	43	3	17	4	3	0	10	0	70	-4	20	4
EL		27	-8	47	2	15	7	4	0	7	-1	74	-6	19	7
ES		38	-9	37	2	12	4	4	2	9	1	75	-7	16	6
FR		37	-7	43	4	9	2	4	1	7	0	80	-3	13	3
HR		28	-10	50	3	12	3	3	2	7	2	78	-7	15	5
IT		28	-2	49	0	15	2	3	-1	5	1	77	-2	18	1
CY		28	-5	36	-1	21	5	9	0	6	1	64	-6	30	5
LV		24	-9	42	1	15	2	4	2	15	4	66	-8	19	4
LT		30	0	41	0	11	0	5	3	13	-3	71	0	16	3
LU		38	-2	37	0	15	2	5	2	5	-2	75	-2	20	4
HU		24	-8	52	2	14	3	4	2	6	1	76	-6	18	5
MT		23	-24	35	2	28	15	8	3	6	4	58	-22	36	18
NL		19	-7	47	-1	25	6	5	2	4	0	66	-8	30	8
AT		35	-5	40	-1	15	4	6	4	4	-2	75	-6	21	8
PL		27	3	53	-5	10	2	3	2	7	-2	80	-2	13	4
PT		27	-7	60	10	2	-2	1	1	10	-2	87	3	3	-1
RO		24	-9	45	-1	17	5	4	2	10	3	69	-10	21	7
SI		39	-11	35	0	16	7	5	2	5	2	74	-11	21	9
SK		39	-4	39	-3	11	2	4	3	7	2	78	-7	15	5
FI		36	-9	45	3	11	3	2	1	6	2	81	-6	13	4
SE		23	-11	45	3	21	5	7	3	4	0	68	-8	28	8


QB12.3 For each of the following statements, please tell me whether you totally agree, tend to agree, tend to disagree or totally disagree.

**There should be more rules-based cooperation between countries and regions of the world (%)**

		Totally agree		Tend to agree		Tend to disagree		Totally disagree		Don't know		Total 'Agree'		Total 'Disagree'	
		Mar/Apr 2026	Diff. Mar/Apr 2026 - Oct/Nov 2025	Mar/Apr 2026	Diff. Mar/Apr 2026 - Oct/Nov 2025	Mar/Apr 2026	Diff. Mar/Apr 2026 - Oct/Nov 2025	Mar/Apr 2026	Diff. Mar/Apr 2026 - Oct/Nov 2025	Mar/Apr 2026	Diff. Mar/Apr 2026 - Oct/Nov 2025	Mar/Apr 2026	Diff. Mar/Apr 2026 - Oct/Nov 2025	Mar/Apr 2026	Diff. Mar/Apr 2026 - Oct/Nov 2025
EU27		39	4	49	-2	7	-1	1	-1	4	0	88	2	8	-2
EURO		40	3	48	-2	6	-1	1	-1	5	1	88	1	7	-2
NON EURO		32	2	52	-2	10	0	2	0	4	0	84	0	12	0
BE		38	5	51	-4	8	-1	1	-1	2	1	89	1	9	-2
BG		36	1	48	0	6	-1	2	1	8	-1	84	1	8	0
CZ		39	3	47	-1	9	-2	1	-2	4	2	86	2	10	-4
DK		43	3	42	3	6	-4	2	-1	7	-1	85	6	8	-5
DE		40	3	47	-6	5	-1	1	-1	7	5	87	-3	6	-2
EE		38	2	49	-1	6	-1	3	1	4	-1	87	1	9	0
IE		39	-4	51	6	3	-1	1	0	6	-1	90	2	4	-1
EL		54	2	36	-4	7	2	2	1	1	-1	90	-2	9	3
ES		57	9	36	-3	3	-2	0	-1	4	-3	93	6	3	-3
FR		37	3	52	1	5	-2	1	-1	5	-1	89	4	6	-3
HR		29	-3	59	4	6	-5	1	0	5	4	88	1	7	-5
IT		33	3	56	-1	8	-1	1	-1	2	0	89	2	9	-2
CY		62	-2	29	2	5	-1	1	-1	3	2	91	0	6	-2
LV		35	-5	50	4	5	-1	1	0	9	2	85	-1	6	-1
LT		54	7	36	-7	4	0	0	-1	6	1	90	0	4	-1
LU		49	2	46	4	2	-4	2	0	1	-2	95	6	4	-4
HU		28	-1	57	2	10	-1	1	0	4	0	85	1	11	-1
MT		55	1	38	-5	3	1	2	2	2	1	93	-4	5	3
NL		31	0	52	2	11	0	3	-1	3	-1	83	2	14	-1
AT		41	-4	48	4	6	-1	1	0	4	1	89	0	7	-1
PL		28	5	58	-6	9	-1	2	0	3	2	86	-1	11	-1
PT		27	2	64	0	1	-1	0	-1	8	0	91	2	1	-2
RO		27	-1	51	-3	14	2	2	0	6	2	78	-4	16	2
SI		61	-3	33	3	4	-1	1	1	1	0	94	0	5	0
SK		61	4	35	-3	3	-1	0	0	1	0	96	1	3	-1
FI		43	6	41	-4	8	-3	2	-1	6	2	84	2	10	-4
SE		52	4	37	0	6	-2	1	-1	4	-1	89	4	7	-3





























QB12.3 For each of the following statements, please tell me whether you totally agree, tend to agree, tend to disagree or totally disagree.

**There should be more rules-based cooperation between countries and regions of the world (%)**

		Totally agree		Tend to agree		Tend to disagree		Totally disagree		Don't know		Total 'Agree'		Total 'Disagree'	
		Mar/Apr 2026		Mar/Apr 2026		Mar/Apr 2026		Mar/Apr 2026		Mar/Apr 2026		Mar/Apr 2026		Mar/Apr 2026	
			Diff.		Diff.		Diff.		Diff.		Diff.		Diff.		Diff.
EU27		39	4	49	-2	7	-1	1	-1	4	0	88	2	8	-2
EURO		40	3	48	-2	6	-1	1	-1	5	1	88	1	7	-2
NON EURO		32	2	52	-2	10	0	2	0	4	0	84	0	12	0
XK		60	-	33	-	3	-	1	-	3	-	93	-	4	-
TCC		42	-	40	-	14	-	3	-	1	-	82	-	17	-





























Standard Eurobarometer 105  
Spring 2026

QB13 Please tell me how concerned you are about the EU's security and defence in the next five years. (%)

		Very concerned		Fairly concerned		Not very concerned		Not at all concerned		Don't know		Total 'Concerned'		Total 'Not concerned'	
		Mar/Apr 2026	Diff. Mar/Apr 2026 - Mar/Apr 2025	Mar/Apr 2026	Diff. Mar/Apr 2026 - Mar/Apr 2025	Mar/Apr 2026	Diff. Mar/Apr 2026 - Mar/Apr 2025	Mar/Apr 2026	Diff. Mar/Apr 2026 - Mar/Apr 2025	Mar/Apr 2026	Diff. Mar/Apr 2026 - Mar/Apr 2025	Mar/Apr 2026	Diff. Mar/Apr 2026 - Mar/Apr 2025	Mar/Apr 2026	Diff. Mar/Apr 2026 - Mar/Apr 2025
EU27		26	2	54	0	17	-1	2	-1	1	0	80	2	19	-2
EURO		27	1	53	0	17	0	2	-1	1	0	80	1	19	-1
NON EURO		21	2	56	0	19	-1	3	0	1	-1	77	2	22	-1
BE		26	-1	55	5	17	-3	1	-2	1	1	81	4	18	-5
BG		28	5	52	2	14	-3	3	-4	3	0	80	7	17	-7
CZ		19	3	54	3	20	-5	4	0	3	-1	73	6	24	-5
DK		18	-3	53	-1	25	5	3	0	1	-1	71	-4	28	5
DE		29	-6	46	-3	22	8	2	0	1	1	75	-9	24	8
EE		21	-5	48	4	22	-1	5	-1	4	3	69	-1	27	-2
IE		30	2	52	1	14	-2	3	0	1	-1	82	3	17	-2
EL		33	13	51	-3	14	-8	2	-2	0	0	84	10	16	-10
ES		36	7	48	1	13	-7	3	0	0	-1	84	8	16	-7
FR		28	4	52	-1	16	-1	3	-2	1	0	80	3	19	-3
HR		27	3	52	-2	18	-1	1	-2	2	2	79	1	19	-3
IT		20	5	66	0	11	-3	2	-2	1	0	86	5	13	-5
CY		28	-4	49	8	18	-1	4	-2	1	-1	77	4	22	-3
LV		41	5	37	-2	16	-1	5	-3	1	1	78	3	21	-4
LT		31	3	48	-1	16	0	5	-1	0	-1	79	2	21	-1
LU		41	8	45	-5	10	-3	4	1	0	-1	86	3	14	-2
HU		11	-4	65	6	21	-2	3	0	0	0	76	2	24	-2
MT		25	-12	56	15	14	0	4	-2	1	-1	81	3	18	-2
NL		16	-4	58	-1	23	5	2	-1	1	1	74	-5	25	4
AT		29	4	48	-1	19	-1	2	-2	2	0	77	3	21	-3
PL		27	2	58	-3	13	1	1	1	1	-1	85	-1	14	2
PT		21	-2	59	10	17	-6	1	-2	2	0	80	8	18	-8
RO		23	7	53	0	19	-7	4	0	1	0	76	7	23	-7
SI		15	-2	45	1	32	1	7	0	1	0	60	-1	39	1
SK		23	1	61	4	13	-4	3	0	0	-1	84	5	16	-4
FI		13	-5	56	2	27	2	3	0	1	1	69	-3	30	2
SE		7	-6	50	0	39	7	4	0	0	-1	57	-6	43	7

Standard Eurobarometer 105  
Spring 2026











QB14.1 As regards each of the following countries, do you have a positive or a negative view about it?  
**The USA (%)**

		Very positive view		Somewhat positive view		Somewhat negative view		Very negative view		Don't know	Total 'Positive'		Total 'Negative'		
		Mar/Apr 2026	Diff. Mar/Apr 2026 - Oct/Nov 2025	Mar/Apr 2026	Diff. Mar/Apr 2026 - Oct/Nov 2025	Mar/Apr 2026	Diff. Mar/Apr 2026 - Oct/Nov 2025	Mar/Apr 2026	Diff. Mar/Apr 2026 - Oct/Nov 2025		Mar/Apr 2026	Diff. Mar/Apr 2026 - Oct/Nov 2025	Mar/Apr 2026	Diff. Mar/Apr 2026 - Oct/Nov 2025	
EU27		3	-2	21	-11	40	2	33	12	3	-1	24	-13	73	14
EURO		3	-2	17	-11	41	0	36	13	3	0	20	-13	77	13
NON EURO		5	-4	34	-12	37	8	19	7	5	1	39	-16	56	15
BE		2	-3	14	-11	43	0	39	14	2	0	16	-14	82	14
BG		9	-1	26	-7	33	1	25	9	7	-2	35	-8	58	10
CZ		4	-2	30	-14	44	7	18	9	4	0	34	-16	62	16
DK		2	0	12	-8	38	-7	47	15	1	0	14	-8	85	8
DE		2	0	13	-6	47	-5	37	13	1	-2	15	-6	84	8
EE		3	-4	29	-16	46	13	17	9	5	-2	32	-20	63	22
IE		2	-2	19	-5	35	0	41	7	3	0	21	-7	76	7
EL		3	-3	15	-25	40	3	39	24	3	1	18	-28	79	27
ES		4	0	14	-10	31	-6	49	17	2	-1	18	-10	80	11
FR		2	-2	20	-11	43	2	28	9	7	2	22	-13	71	11
HR		4	-2	30	-11	33	1	30	12	3	0	34	-13	63	13
IT		4	-4	19	-16	40	3	35	18	2	-1	23	-20	75	21
CY		6	-5	28	-14	37	11	23	11	6	-3	34	-19	60	22
LV		4	-1	30	-20	44	14	11	8	11	-1	34	-21	55	22
LT		5	-7	36	-17	42	19	13	5	4	0	41	-24	55	24
LU		2	0	15	-1	46	-5	35	9	2	-3	17	-1	81	4
HU		4	-3	40	-13	40	9	14	7	2	0	44	-16	54	16
MT		3	0	16	-21	47	10	30	15	4	-4	19	-21	77	25
NL		1	-1	13	-7	40	-1	45	9	1	0	14	-8	85	8
AT		5	-4	20	-7	35	2	37	11	3	-2	25	-11	72	13
PL		5	-7	38	-16	34	14	16	7	7	2	43	-23	50	21
PT		1	-2	29	-14	32	6	36	12	2	-2	30	-16	68	18
RO		10	-4	44	-9	30	5	9	4	7	4	54	-13	39	9
SI		2	-2	17	-18	45	5	33	15	3	0	19	-20	78	20
SK		3	-3	17	-26	47	9	30	20	3	0	20	-29	77	29
FI		1	-2	18	-18	54	10	24	10	3	0	19	-20	78	20
SE		0	-1	16	-4	46	-2	38	8	0	-1	16	-5	84	6

Standard Eurobarometer 105  
Spring 2026

QB14.1 As regards each of the following countries, do you have a positive or a negative view about it?

**The USA (%)**

		Very positive view		Somewhat positive view		Somewhat negative view		Very negative view		Don't know	Total 'Positive'		Total 'Negative'		
		Mar/Apr 2026	Diff. Mar/Apr 2026 - Oct/Nov 2025	Mar/Apr 2026	Diff. Mar/Apr 2026 - Oct/Nov 2025	Mar/Apr 2026	Diff. Mar/Apr 2026 - Oct/Nov 2025	Mar/Apr 2026	Diff. Mar/Apr 2026 - Oct/Nov 2025		Mar/Apr 2026	Diff. Mar/Apr 2026 - Oct/Nov 2025	Mar/Apr 2026	Diff. Mar/Apr 2026 - Oct/Nov 2025	
EU27		3	-2	21	-11	40	2	33	12	3	-1	24	-13	73	14
EURO		3	-2	17	-11	41	0	36	13	3	0	20	-13	77	13
NON EURO		5	-4	34	-12	37	8	19	7	5	1	39	-16	56	15
TR		14	4	14	-15	22	-10	44	18	6	3	28	-11	66	8
MK		15	-6	42	-11	28	11	13	7	2	-1	57	-17	41	18
ME		12	-6	50	22	29	10	4	-14	5	-12	62	16	33	-4
RS		3	-3	16	-11	29	-3	50	16	2	1	19	-14	79	13
AL		30	-6	50	0	14	7	4	-2	2	1	80	-6	18	5
MD		11	-3	33	-8	21	6	17	9	18	-4	44	-11	38	15
UK		2	-4	26	-4	38	3	31	9	3	-4	28	-8	69	12
BA		4	-3	19	-10	39	-4	37	19	1	-2	23	-13	76	15
XK		73	-9	19	7	4	1	3	2	1	-1	92	-2	7	3
TCC		14	0	35	3	26	-3	25	0	0	0	49	3	51	-3
GE		18	-4	51	-1	12	0	12	6	7	-1	69	-5	24	6

QB14.2 As regards each of the following countries, do you have a positive or a negative view about it?











**Russia (%)**

		Very positive view		Somewhat positive view		Somewhat negative view		Very negative view		Don't know	Total 'Positive'		Total 'Negative'		
		Mar/Apr 2026	Diff. Mar/Apr 2026 - Oct/Nov 2025	Mar/Apr 2026	Diff. Mar/Apr 2026 - Oct/Nov 2025	Mar/Apr 2026	Diff. Mar/Apr 2026 - Oct/Nov 2025	Mar/Apr 2026	Diff. Mar/Apr 2026 - Oct/Nov 2025		Mar/Apr 2026	Diff. Mar/Apr 2026 - Oct/Nov 2025	Mar/Apr 2026	Diff. Mar/Apr 2026 - Oct/Nov 2025	
EU27		2	0	12	-1	33	-1	50	2	3	0	14	-1	83	1
EURO		3	1	12	0	35	-1	47	1	3	-1	15	1	82	0
NON EURO		2	0	12	-3	26	-1	58	4	2	0	14	-3	84	3
BE		2	-1	9	-1	34	1	53	1	2	0	11	-2	87	2
BG		12	-1	34	2	32	1	13	-1	9	-1	46	1	45	0
CZ		2	1	13	-3	34	-1	48	3	3	0	15	-2	82	2
DK		0	0	2	0	16	-3	81	3	1	0	2	0	97	0
DE		2	1	9	0	32	-2	56	3	1	-2	11	1	88	1
EE		4	-1	16	-2	20	-2	57	5	3	0	20	-3	77	3
IE		1	0	7	1	32	7	57	-8	3	0	8	1	89	-1
EL		5	0	35	-4	37	-2	19	4	4	2	40	-4	56	2
ES		1	1	9	-1	36	-4	51	5	3	-1	10	0	87	1
FR		3	1	13	2	39	-3	37	-2	8	2	16	3	76	-5
HR		2	1	13	-3	39	1	43	-1	3	2	15	-2	82	0
IT		3	0	13	-4	43	1	39	4	2	-1	16	-4	82	5
CY		9	-4	36	-3	31	3	18	4	6	0	45	-7	49	7
LV		4	1	15	-1	27	1	47	-1	7	0	19	0	74	0
LT		2	0	7	-1	19	1	68	-1	4	1	9	-1	87	0
LU		3	1	11	1	39	-2	43	1	4	-1	14	2	82	-1
HU		2	-1	24	-5	40	2	31	4	3	0	26	-6	71	6
MT		1	-1	11	1	39	1	45	1	4	-2	12	0	84	2
NL		1	0	6	-1	24	1	68	1	1	-1	7	-1	92	2
AT		7	0	16	0	25	2	50	-2	2	0	23	0	75	0
PL		2	1	7	-3	20	2	70	0	1	0	9	-2	90	2
PT		1	1	3	-1	23	-1	71	2	2	-1	4	0	94	1
RO		5	2	23	4	32	-6	36	0	4	0	28	6	68	-6
SI		3	-1	22	1	45	6	26	-7	4	1	25	0	71	-1
SK		6	2	21	0	34	-2	36	-1	3	1	27	2	70	-3
FI		0	0	2	0	23	1	74	0	1	-1	2	0	97	1
SE		0	0	3	0	18	0	78	0	1	0	3	0	96	0

Standard Eurobarometer 105  
Spring 2026





























QB14.2 As regards each of the following countries, do you have a positive or a negative view about it?

**Russia (%)**

		Very positive view		Somewhat positive view		Somewhat negative view		Very negative view		Don't know	Total 'Positive'		Total 'Negative'		
		Mar/Apr 2026	Diff. Mar/Apr 2026 - Oct/Nov 2025	Mar/Apr 2026	Diff. Mar/Apr 2026 - Oct/Nov 2025	Mar/Apr 2026	Diff. Mar/Apr 2026 - Oct/Nov 2025	Mar/Apr 2026	Diff. Mar/Apr 2026 - Oct/Nov 2025		Mar/Apr 2026	Diff. Mar/Apr 2026 - Oct/Nov 2025	Mar/Apr 2026	Diff. Mar/Apr 2026 - Oct/Nov 2025	
EU27		2	0	12	-1	33	-1	50	2	3	0	14	-1	83	1
EURO		3	1	12	0	35	-1	47	1	3	-1	15	1	82	0
NON EURO		2	0	12	-3	26	-1	58	4	2	0	14	-3	84	3
TR		14	5	17	-11	26	-7	37	10	6	3	31	-6	63	3
MK		10	-3	40	3	26	1	22	0	2	-1	50	0	48	1
ME		13	-11	53	13	29	16	2	-4	3	-14	66	2	31	12
RS		35	1	36	-4	19	2	9	1	1	0	71	-3	28	3
AL		2	1	19	8	43	4	35	-10	1	-3	21	9	78	-6
MD		18	0	34	-2	18	0	20	3	10	-1	52	-2	38	3
UK		2	0	13	4	35	4	44	-7	6	-1	15	4	79	-3
BA		20	0	25	3	37	3	16	-6	2	0	45	3	53	-3
XK		2	-2	4	-2	9	-2	83	8	2	-2	6	-4	92	6
TCC		15	-2	36	10	34	0	14	-9	1	1	51	8	48	-9
GE		6	1	23	1	19	-1	47	-1	5	0	29	2	66	-2











QB14.3 As regards each of the following countries, do you have a positive or a negative view about it?

**China (%)**

		Very positive view		Somewhat positive view		Somewhat negative view		Very negative view		Don't know	Total 'Positive'		Total 'Negative'		
		Mar/Apr 2026		Mar/Apr 2026		Mar/Apr 2026		Mar/Apr 2026			Mar/Apr 2026		Mar/Apr 2026		
			Diff. Mar/Apr 2026 - Oct/Nov 2025		Diff. Mar/Apr 2026 - Oct/Nov 2025		Diff. Mar/Apr 2026 - Oct/Nov 2025		Diff. Mar/Apr 2026 - Oct/Nov 2025			Diff. Mar/Apr 2026 - Oct/Nov 2025		Diff. Mar/Apr 2026 - Oct/Nov 2025	
EU27		4	0	29	0	42	-1	19	0	6	1	33	0	61	-1
EURO		4	0	29	1	42	-1	19	-1	6	1	33	1	61	-2
NON EURO		3	-1	31	-2	42	1	19	2	5	0	34	-3	61	3
BE		3	-1	27	2	47	0	20	-1	3	0	30	1	67	-1
BG		11	2	45	0	25	-1	5	-1	14	0	56	2	30	-2
CZ		2	-1	34	-1	41	2	20	1	3	-1	36	-2	61	3
DK		3	1	25	5	49	-6	21	0	2	0	28	6	70	-6
DE		2	0	21	1	48	-3	24	1	5	1	23	1	72	-2
EE		8	1	34	1	40	2	12	-4	6	0	42	2	52	-2
IE		5	2	37	7	35	-2	15	-8	8	1	42	9	50	-10
EL		4	-1	45	-4	30	-3	17	7	4	1	49	-5	47	4
ES		9	1	35	-2	37	2	13	-1	6	0	44	-1	50	1
FR		5	1	29	0	41	0	14	-4	11	3	34	1	55	-4
HR		7	3	38	5	31	-9	20	-1	4	2	45	8	51	-10
IT		4	0	29	-1	40	-2	24	3	3	0	33	-1	64	1
CY		14	-4	54	6	16	-2	7	2	9	-2	68	2	23	0
LV		7	0	35	-1	37	1	9	0	12	0	42	-1	46	1
LT		3	-2	27	1	43	-1	20	-1	7	3	30	-1	63	-2
LU		5	2	34	7	44	1	12	-7	5	-3	39	9	56	-6
HU		3	-1	42	0	40	2	13	-1	2	0	45	-1	53	1
MT		5	0	39	1	35	-2	13	1	8	0	44	1	48	-1
NL		1	-1	25	6	50	-2	22	-2	2	-1	26	5	72	-4
AT		6	1	25	3	35	0	28	-4	6	0	31	4	63	-4
PL		2	0	24	-3	44	1	24	2	6	0	26	-3	68	3
PT		1	-1	27	-4	39	0	27	5	6	0	28	-5	66	5
RO		7	-1	44	-3	30	-4	9	4	10	4	51	-4	39	0
SI		6	-1	46	3	31	-3	10	-2	7	3	52	2	41	-5
SK		4	-1	36	-8	36	1	16	4	8	4	40	-9	52	5
FI		1	0	24	3	56	-4	13	-1	6	2	25	3	69	-5
SE		2	1	19	1	53	-1	24	-1	2	0	21	2	77	-2





























QB14.3 As regards each of the following countries, do you have a positive or a negative view about it?

**China (%)**

		Very positive view		Somewhat positive view		Somewhat negative view		Very negative view		Don't know	Total 'Positive'		Total 'Negative'		
		Mar/Apr 2026	Diff. Mar/Apr 2026 - Oct/Nov 2025	Mar/Apr 2026	Diff. Mar/Apr 2026 - Oct/Nov 2025	Mar/Apr 2026	Diff. Mar/Apr 2026 - Oct/Nov 2025	Mar/Apr 2026	Diff. Mar/Apr 2026 - Oct/Nov 2025		Mar/Apr 2026	Diff. Mar/Apr 2026 - Oct/Nov 2025	Mar/Apr 2026	Diff. Mar/Apr 2026 - Oct/Nov 2025	
EU27		4	0	29	0	42	-1	19	0	6	1	33	0	61	-1
EURO		4	0	29	1	42	-1	19	-1	6	1	33	1	61	-2
NON EURO		3	-1	31	-2	42	1	19	2	5	0	34	-3	61	3
TR		14	2	16	-13	24	-4	40	13	6	2	30	-11	64	9
MK		17	-1	50	-1	21	2	10	1	2	-1	67	-2	31	3
ME		15	-14	65	14	17	10	1	-2	2	-8	80	0	18	8
RS		25	1	39	-3	24	1	11	1	1	0	64	-2	35	2
AL		5	0	47	8	35	3	11	-7	2	-4	52	8	46	-4
MD		16	-1	43	2	14	1	7	2	20	-4	59	1	21	3
UK		4	1	35	8	41	2	11	-6	9	-5	39	9	52	-4
BA		20	4	46	4	26	-3	6	-3	2	-2	66	8	32	-6
XK		10	3	14	0	24	0	47	-1	5	-2	24	3	71	-1
TCC		20	-3	38	6	30	3	11	-7	1	1	58	3	41	-4
GE		10	0	44	1	17	-1	19	4	10	-4	54	1	36	3











QB14.4 As regards each of the following countries, do you have a positive or a negative view about it?

**India (%)**





























		Very positive view	Somewhat positive view	Somewhat negative view	Very negative view	Don't know	Total 'Positive'	Total 'Negative'
EU27		5	43	32	9	11	48	41
EURO		5	42	32	10	11	47	42
NON EURO		5	44	32	9	10	49	41
BE		2	44	37	12	5	46	49
BG		8	43	21	5	23	51	26
CZ		4	46	30	10	10	50	40
DK		6	50	34	5	5	56	39
DE		4	52	28	8	8	56	36
EE		6	42	30	6	16	48	36
IE		10	51	22	7	10	61	29
EL		4	47	29	13	7	51	42
ES		3	39	37	8	13	42	45
FR		7	40	30	6	17	47	36
HR		7	43	28	16	6	50	44
IT		4	36	37	16	7	40	53
CY		9	46	20	8	17	55	28
LV		5	34	36	7	18	39	43
LT		4	35	38	10	13	39	48
LU		4	46	34	5	11	50	39
HU		3	39	36	14	8	42	50
MT		3	33	36	16	12	36	52
NL		5	52	34	5	4	57	39
AT		8	36	30	15	11	44	45
PL		4	39	34	12	11	43	46
PT		0	27	41	21	11	27	62
RO		7	47	26	5	15	54	31
SI		3	45	29	9	14	48	38
SK		3	40	30	14	13	43	44
FI		3	47	33	4	13	50	37
SE		2	56	33	4	5	58	37

QB14.4 As regards each of the following countries, do you have a positive or a negative view about it?











**India (%)**

		Very positive view	Somewhat positive view	Somewhat negative view	Very negative view	Don't know	Total 'Positive'	Total 'Negative'
EU27		5	43	32	9	11	48	41
EURO		5	42	32	10	11	47	42
NON EURO		5	44	32	9	10	49	41
TR		13	17	24	40	6	30	64
MK		8	45	29	9	9	53	38
ME		13	61	20	2	4	74	22
RS		11	45	26	10	8	56	36
AL		3	43	32	11	11	46	43
MD		9	36	20	7	28	45	27
UK		8	49	25	5	13	57	30
BA		6	40	33	14	7	46	47
XK		8	19	24	35	14	27	59
TCC		9	22	27	41	1	31	68
GE		4	36	23	25	12	40	48





























QC1.1 Please tell how attached you feel to...  
**Your city / town / village (%)**

		Very attached		Fairly attached		Not very attached		Not at all attached		Don't know		Total 'Attached'		Total 'Not Attached'	
		Mar/Apr 2026	Diff. Mar/Apr 2026 - Oct/Nov 2025	Mar/Apr 2026	Diff. Mar/Apr 2026 - Oct/Nov 2025	Mar/Apr 2026	Diff. Mar/Apr 2026 - Oct/Nov 2025	Mar/Apr 2026	Diff. Mar/Apr 2026 - Oct/Nov 2025	Mar/Apr 2026	Diff. Mar/Apr 2026 - Oct/Nov 2025	Mar/Apr 2026	Diff. Mar/Apr 2026 - Oct/Nov 2025	Mar/Apr 2026	Diff. Mar/Apr 2026 - Oct/Nov 2025
EU27		49	2	41	-1	9	0	1	-1	0	0	90	1	10	-1
EURO		49	1	40	-1	9	0	2	0	0	0	89	0	11	0
NON EURO		46	0	43	-1	9	0	2	1	0	0	89	-1	11	1
BE		35	2	47	1	15	-1	3	-2	0	0	82	3	18	-3
BG		71	0	25	1	3	-2	1	1	0	0	96	1	4	-1
CZ		34	-2	49	2	12	1	5	0	0	-1	83	0	17	1
DK		49	-1	35	-1	14	1	2	1	0	0	84	-2	16	2
DE		47	-2	43	3	9	-1	1	0	0	0	90	1	10	-1
EE		39	2	45	1	14	-3	1	-1	1	1	84	3	15	-4
IE		67	2	28	-1	4	-1	1	0	0	0	95	1	5	-1
EL		71	-1	26	1	3	0	0	0	0	0	97	0	3	0
ES		60	4	34	-3	5	-1	1	0	0	0	94	1	6	-1
FR		41	-1	44	0	13	3	2	-2	0	0	85	-1	15	1
HR		66	5	28	-1	5	-3	1	-1	0	0	94	4	6	-4
IT		48	4	45	-3	6	-1	1	0	0	0	93	1	7	-1
CY		62	6	30	-5	7	-1	0	-1	1	1	92	1	7	-2
LV		60	-2	30	1	8	1	2	0	0	0	90	-1	10	1
LT		53	8	36	-5	9	-3	2	0	0	0	89	3	11	-3
LU		45	3	42	0	9	-2	4	-1	0	0	87	3	13	-3
HU		52	4	40	-5	7	1	1	0	0	0	92	-1	8	1
MT		41	2	39	1	18	0	2	-3	0	0	80	3	20	-3
NL		31	1	43	1	23	-2	3	0	0	0	74	2	26	-2
AT		62	-1	32	1	5	0	1	0	0	0	94	0	6	0
PL		49	3	44	-4	6	0	1	1	0	0	93	-1	7	1
PT		63	18	36	-17	1	-1	0	0	0	0	99	1	1	-1
RO		44	2	44	0	11	0	1	-2	0	0	88	2	12	-2
SI		62	2	31	0	6	-2	1	0	0	0	93	2	7	-2
SK		52	-5	36	1	10	3	2	1	0	0	88	-4	12	4
FI		41	-2	43	0	15	3	1	-1	0	0	84	-2	16	2
SE		43	0	40	-1	14	0	3	1	0	0	83	-1	17	1











QC1.1 Please tell how attached you feel to...  
**Your city / town / village (%)**

		Very attached		Fairly attached		Not very attached		Not at all attached		Don't know		Total 'Attached'		Total 'Not Attached'	
		Mar/Apr 2026	Diff. Mar/Apr 2026 - Oct/Nov 2025	Mar/Apr 2026	Diff. Mar/Apr 2026 - Oct/Nov 2025	Mar/Apr 2026	Diff. Mar/Apr 2026 - Oct/Nov 2025	Mar/Apr 2026	Diff. Mar/Apr 2026 - Oct/Nov 2025	Mar/Apr 2026	Diff. Mar/Apr 2026 - Oct/Nov 2025	Mar/Apr 2026	Diff. Mar/Apr 2026 - Oct/Nov 2025	Mar/Apr 2026	Diff. Mar/Apr 2026 - Oct/Nov 2025
EU27		49	2	41	-1	9	0	1	-1	0	0	90	1	10	-1
EURO		49	1	40	-1	9	0	2	0	0	0	89	0	11	0
NON EURO		46	0	43	-1	9	0	2	1	0	0	89	-1	11	1
TR		40	-6	28	-9	11	0	20	14	1	1	68	-15	31	14
MK		62	9	32	-5	5	-2	1	-2	0	0	94	4	6	-4
ME		77	3	19	1	3	-1	1	-3	0	0	96	4	4	-4
RS		55	0	34	0	9	-1	2	1	0	0	89	0	11	0
AL		72	0	26	1	2	-1	0	0	0	0	98	1	2	-1
MD		67	2	26	-1	5	-1	2	0	0	0	93	1	7	-1
UK		41	2	46	2	10	-3	3	-1	0	0	87	4	13	-4
BA		45	-4	42	2	12	2	1	0	0	0	87	-2	13	2
XK		64	-15	31	11	4	3	1	1	0	0	95	-4	5	4
TCC		36	-19	46	14	15	6	3	-1	0	0	82	-5	18	5
GE		60	1	24	1	10	-2	6	0	0	0	84	2	16	-2





























QC1.2 Please tell how attached you feel to...  
**(OUR COUNTRY) (%)**

		Very attached		Fairly attached		Not very attached		Not at all attached		Don't know		Total 'Attached'		Total 'Not Attached'	
		Mar/Apr 2026	Diff. Mar/Apr 2026 - Oct/Nov 2025	Mar/Apr 2026	Diff. Mar/Apr 2026 - Oct/Nov 2025	Mar/Apr 2026	Diff. Mar/Apr 2026 - Oct/Nov 2025	Mar/Apr 2026	Diff. Mar/Apr 2026 - Oct/Nov 2025	Mar/Apr 2026	Diff. Mar/Apr 2026 - Oct/Nov 2025	Mar/Apr 2026	Diff. Mar/Apr 2026 - Oct/Nov 2025	Mar/Apr 2026	Diff. Mar/Apr 2026 - Oct/Nov 2025
EU27		52	2	40	-2	7	0	1	0	0	0	92	0	8	0
EURO		51	2	41	-2	7	0	1	0	0	0	92	0	8	0
NON EURO		53	-2	38	2	7	0	2	0	0	0	91	0	9	0
BE		32	2	51	1	13	-3	4	0	0	0	83	3	17	-3
BG		74	-2	22	3	3	-2	1	1	0	0	96	1	4	-1
CZ		41	1	47	0	8	-1	4	0	0	0	88	1	12	-1
DK		86	0	13	0	1	0	0	0	0	0	99	0	1	0
DE		41	-2	48	1	10	1	1	0	0	0	89	-1	11	1
EE		46	-1	43	1	9	-1	1	0	1	1	89	0	10	-1
IE		76	2	20	-3	3	1	1	0	0	0	96	-1	4	1
EL		73	-1	25	1	2	1	0	-1	0	0	98	0	2	0
ES		54	5	37	-5	7	0	2	0	0	0	91	0	9	0
FR		55	-1	40	2	4	-1	1	0	0	0	95	1	5	-1
HR		63	2	30	0	5	-3	2	1	0	0	93	2	7	-2
IT		48	6	45	-6	6	0	1	0	0	0	93	0	7	0
CY		71	11	24	-9	3	-4	1	1	1	1	95	2	4	-3
LV		67	-5	26	5	6	1	1	0	0	-1	93	0	7	1
LT		61	6	34	-5	4	-1	1	0	0	0	95	1	5	-1
LU		57	4	38	-3	5	1	0	-2	0	0	95	1	5	-1
HU		54	4	39	-4	7	1	0	-1	0	0	93	0	7	0
MT		53	4	37	2	9	-5	1	-1	0	0	90	6	10	-6
NL		38	0	48	1	12	-1	2	0	0	0	86	1	14	-1
AT		65	0	29	-2	5	1	1	1	0	0	94	-2	6	2
PL		53	0	41	1	5	-1	1	0	0	0	94	1	6	-1
PT		58	10	41	-8	1	-2	0	0	0	0	99	2	1	-2
RO		45	0	39	1	13	-1	3	0	0	0	84	1	16	-1
SI		61	-4	33	3	5	1	1	0	0	0	94	-1	6	1
SK		56	0	38	-2	6	2	0	0	0	0	94	-2	6	2
FI		72	3	25	-2	3	-1	0	0	0	0	97	1	3	-1
SE		62	-5	34	5	4	0	0	0	0	0	96	0	4	0











QC1.2 Please tell how attached you feel to...  
**(OUR COUNTRY) (%)**

		Very attached		Fairly attached		Not very attached		Not at all attached		Don't know		Total 'Attached'		Total 'Not Attached'	
		Mar/Apr 2026	Diff. Mar/Apr 2026 - Oct/Nov 2025	Mar/Apr 2026	Diff. Mar/Apr 2026 - Oct/Nov 2025	Mar/Apr 2026	Diff. Mar/Apr 2026 - Oct/Nov 2025	Mar/Apr 2026	Diff. Mar/Apr 2026 - Oct/Nov 2025	Mar/Apr 2026	Diff. Mar/Apr 2026 - Oct/Nov 2025	Mar/Apr 2026	Diff. Mar/Apr 2026 - Oct/Nov 2025	Mar/Apr 2026	Diff. Mar/Apr 2026 - Oct/Nov 2025
EU27		52	2	40	-2	7	0	1	0	0	0	92	0	8	0
EURO		51	2	41	-2	7	0	1	0	0	0	92	0	8	0
NON EURO		53	-2	38	2	7	0	2	0	0	0	91	0	9	0
TR		49	5	26	-14	5	-5	18	12	2	2	75	-9	23	7
MK		55	4	35	-2	7	-2	3	0	0	0	90	2	10	-2
ME		74	-2	23	7	3	-2	0	-3	0	0	97	5	3	-5
RS		58	0	31	-1	9	0	2	1	0	0	89	-1	11	1
AL		70	1	27	0	3	0	0	-1	0	0	97	1	3	-1
MD		68	2	26	-1	4	-1	2	0	0	0	94	1	6	-1
UK		42	2	44	0	11	-1	2	-2	1	1	86	2	13	-3
BA		37	-4	41	3	19	3	3	-2	0	0	78	-1	22	1
XK		60	-16	35	13	4	2	1	1	0	0	95	-3	5	3
TCC		30	-30	50	21	17	10	3	-1	0	0	80	-9	20	9
GE		81	4	16	-1	2	-3	1	0	0	0	97	3	3	-3

QC1.3 Please tell how attached you feel to...  
**The European Union (%)**





























		Very attached		Fairly attached		Not very attached		Not at all attached		Don't know		Total 'Attached'		Total 'Not Attached'	
		Mar/Apr 2026	Diff. Mar/Apr 2026 - Oct/Nov 2025	Mar/Apr 2026	Diff. Mar/Apr 2026 - Oct/Nov 2025	Mar/Apr 2026	Diff. Mar/Apr 2026 - Oct/Nov 2025	Mar/Apr 2026	Diff. Mar/Apr 2026 - Oct/Nov 2025	Mar/Apr 2026	Diff. Mar/Apr 2026 - Oct/Nov 2025	Mar/Apr 2026	Diff. Mar/Apr 2026 - Oct/Nov 2025	Mar/Apr 2026	Diff. Mar/Apr 2026 - Oct/Nov 2025
EU27		16	2	46	-1	28	0	9	-1	1	0	62	1	37	-1
EURO		17	3	45	-1	28	-1	9	-1	1	0	62	2	37	-2
NON EURO		16	1	49	0	25	0	9	0	1	-1	65	1	34	0
BE		15	1	43	3	32	-4	10	0	0	0	58	4	42	-4
BG		16	1	42	5	24	-3	17	-2	1	-1	58	6	41	-5
CZ		5	-1	39	2	34	-1	21	1	1	-1	44	1	55	0
DK		28	6	50	1	18	-4	4	-3	0	0	78	7	22	-7
DE		18	4	47	-3	26	-2	8	1	1	0	65	1	34	-1
EE		10	1	44	2	33	-2	11	-1	2	0	54	3	44	-3
IE		26	4	46	3	22	-4	5	-3	1	0	72	7	27	-7
EL		5	0	33	-1	44	2	18	-1	0	0	38	-1	62	1
ES		22	2	45	-2	26	2	7	-1	0	-1	67	0	33	1
FR		16	3	45	3	26	-6	12	0	1	0	61	6	38	-6
HR		22	1	37	-1	29	-2	11	2	1	0	59	0	40	0
IT		13	4	46	-3	32	3	8	-5	1	1	59	1	40	-2
CY		7	1	45	5	39	2	8	-9	1	1	52	6	47	-7
LV		34	-2	42	-2	18	4	5	0	1	0	76	-4	23	4
LT		23	5	49	-3	19	-3	8	1	1	0	72	2	27	-2
LU		34	5	49	-1	12	-4	5	0	0	0	83	4	17	-4
HU		24	1	44	-2	26	4	6	-2	0	-1	68	-1	32	2
MT		13	0	52	-4	28	1	6	2	1	1	65	-4	34	3
NL		14	3	42	-2	32	-1	11	0	1	0	56	1	43	-1
AT		19	1	35	-2	29	3	17	-1	0	-1	54	-1	46	2
PL		14	-1	57	2	22	-1	5	0	2	0	71	1	27	-1
PT		15	4	51	-3	31	0	3	-1	0	0	66	1	34	-1
RO		16	0	44	-5	26	1	12	3	2	1	60	-5	38	4
SI		16	-4	50	0	27	4	7	0	0	0	66	-4	34	4
SK		17	-6	45	-1	31	6	6	0	1	1	62	-7	37	6
FI		9	2	47	-1	33	0	9	0	2	-1	56	1	42	0
SE		15	2	47	-1	31	3	6	-4	1	0	62	1	37	-1

QC1.3 Please tell how attached you feel to...  
**The European Union (%)**











		Very attached		Fairly attached		Not very attached		Not at all attached		Don't know		Total 'Attached'		Total 'Not Attached'	
		Mar/Apr 2026		Mar/Apr 2026		Mar/Apr 2026		Mar/Apr 2026		Mar/Apr 2026		Mar/Apr 2026		Mar/Apr 2026	
			Diff. Mar/Apr 2026 - Oct/Nov 2025		Diff. Mar/Apr 2026 - Oct/Nov 2025		Diff. Mar/Apr 2026 - Oct/Nov 2025		Diff. Mar/Apr 2026 - Oct/Nov 2025		Diff. Mar/Apr 2026 - Oct/Nov 2025		Diff. Mar/Apr 2026 - Oct/Nov 2025		Diff. Mar/Apr 2026 - Oct/Nov 2025
EU27		16	2	46	-1	28	0	9	-1	1	0	62	1	37	-1
EURO		17	3	45	-1	28	-1	9	-1	1	0	62	2	37	-2
NON EURO		16	1	49	0	25	0	9	0	1	-1	65	1	34	0
TR		16	5	19	2	25	-17	37	8	3	2	35	7	62	-9
MK		15	0	50	3	20	-2	14	-1	1	0	65	3	34	-3
ME		35	13	33	19	20	5	12	-34	0	-3	68	32	32	-29
RS		7	3	18	-3	35	0	40	0	0	0	25	0	75	0
AL		19	3	51	3	24	-7	5	0	1	1	70	6	29	-7
MD		17	1	32	0	22	-3	24	4	5	-2	49	1	46	1
UK		11	3	31	-1	38	1	18	-2	2	-1	42	2	56	-1
BA		9	1	33	3	39	-4	19	1	0	-1	42	4	58	-3
XK		32	-6	38	6	16	-3	9	0	5	3	70	0	25	-3
TCC		12	-1	47	23	28	-10	13	-12	0	0	59	22	41	-22
GE		7	2	13	0	28	-2	50	0	2	0	20	2	78	-2

Standard Eurobarometer 105  
Spring 2026

QC1.4 Please tell how attached you feel to...  
**Europe (%)**

		Very attached		Fairly attached		Not very attached		Not at all attached		Don't know		Total 'Attached'		Total 'Not Attached'	
		Mar/Apr 2026	Diff. Mar/Apr 2026 - Oct/Nov 2025	Mar/Apr 2026	Diff. Mar/Apr 2026 - Oct/Nov 2025	Mar/Apr 2026	Diff. Mar/Apr 2026 - Oct/Nov 2025	Mar/Apr 2026	Diff. Mar/Apr 2026 - Oct/Nov 2025	Mar/Apr 2026	Diff. Mar/Apr 2026 - Oct/Nov 2025	Mar/Apr 2026	Diff. Mar/Apr 2026 - Oct/Nov 2025	Mar/Apr 2026	Diff. Mar/Apr 2026 - Oct/Nov 2025
EU27		19	2	51	-1	23	0	6	-1	1	0	70	1	29	-1
EURO		18	2	50	-1	24	-1	7	0	1	0	68	1	31	-1
NON EURO		21	2	53	-3	19	1	6	0	1	0	74	-1	25	1
BE		17	1	51	1	24	-2	8	0	0	0	68	2	32	-2
BG		19	1	46	4	22	-1	12	-3	1	-1	65	5	34	-4
CZ		13	1	49	-5	25	3	12	1	1	0	62	-4	37	4
DK		40	7	52	-3	7	-3	1	-1	0	0	92	4	8	-4
DE		21	2	54	-2	20	-1	4	1	1	0	75	0	24	0
EE		12	2	44	1	32	-2	10	-1	2	0	56	3	42	-3
IE		28	5	50	2	18	-3	4	-3	0	-1	78	7	22	-6
EL		5	2	40	1	38	-1	17	-2	0	0	45	3	55	-3
ES		22	2	47	-3	23	1	7	0	1	0	69	-1	30	1
FR		15	1	52	6	21	-7	10	0	2	0	67	7	31	-7
HR		23	2	40	1	25	-4	11	0	1	1	63	3	36	-4
IT		14	5	49	-3	29	0	7	-3	1	1	63	2	36	-3
CY		7	1	38	2	43	2	11	-5	1	0	45	3	54	-3
LV		37	-2	41	-2	16	3	5	1	1	0	78	-4	21	4
LT		24	4	51	-2	15	-4	9	2	1	0	75	2	24	-2
LU		42	8	49	-5	5	-4	3	0	1	1	91	3	8	-4
HU		30	1	51	-2	17	1	2	0	0	0	81	-1	19	1
MT		15	-2	57	-4	21	2	6	3	1	1	72	-6	27	5
NL		18	-1	53	0	22	-1	7	2	0	0	71	-1	29	1
AT		25	1	42	-5	25	4	7	0	1	0	67	-4	32	4
PL		16	2	59	-3	19	0	4	0	2	1	75	-1	23	0
PT		12	3	55	-2	30	0	3	-1	0	0	67	1	33	-1
RO		14	-4	47	-5	27	6	10	2	2	1	61	-9	37	8
SI		18	-4	54	3	22	1	6	0	0	0	72	-1	28	1
SK		24	-4	52	3	20	2	3	-1	1	0	76	-1	23	1
FI		26	5	53	-4	18	1	2	-1	1	-1	79	1	20	0
SE		37	5	54	-2	8	-2	1	-1	0	0	91	3	9	-3

QC1.4 Please tell how attached you feel to...  
**Europe (%)**

		Very attached		Fairly attached		Not very attached		Not at all attached		Don't know		Total 'Attached'		Total 'Not Attached'	
		Mar/Apr 2026		Mar/Apr 2026		Mar/Apr 2026		Mar/Apr 2026		Mar/Apr 2026		Mar/Apr 2026		Mar/Apr 2026	
			Diff. Mar/Apr 2026 - Oct/Nov 2025		Diff. Mar/Apr 2026 - Oct/Nov 2025		Diff. Mar/Apr 2026 - Oct/Nov 2025		Diff. Mar/Apr 2026 - Oct/Nov 2025		Diff. Mar/Apr 2026 - Oct/Nov 2025		Diff. Mar/Apr 2026 - Oct/Nov 2025		Diff. Mar/Apr 2026 - Oct/Nov 2025
EU27		19	2	51	-1	23	0	6	-1	1	0	70	1	29	-1
EURO		18	2	50	-1	24	-1	7	0	1	0	68	1	31	-1
NON EURO		21	2	53	-3	19	1	6	0	1	0	74	-1	25	1
TR		16	6	18	2	25	-13	38	3	3	2	34	8	63	-10
MK		19	1	52	2	19	-1	10	-1	0	-1	71	3	29	-2
ME		32	16	37	19	18	4	13	-36	0	-3	69	35	31	-32
RS		9	0	25	-3	37	1	29	2	0	0	34	-3	66	3
AL		16	2	54	0	23	-5	6	2	1	1	70	2	29	-3
MD		17	2	34	-1	22	-1	23	3	4	-3	51	1	45	2
UK		16	4	41	0	30	0	12	-3	1	-1	57	4	42	-3
BA		10	0	34	3	34	-4	21	0	1	1	44	3	55	-4
XK		30	-9	41	7	17	1	9	0	3	1	71	-2	26	1
TCC		16	3	42	20	26	-11	15	-13	1	1	58	23	41	-24
GE		8	3	17	-1	26	-2	47	-1	2	1	25	2	73	-3





























QC2.1 For each of the following statements, please tell to what extent it corresponds or not to your own opinion.

**You feel you are a citizen of the EU (%)**

		Yes, definitely		Yes, to some extent		No, not really		No, definitely not		Don't know		Total 'Yes'		Total 'No'	
		Mar/Apr 2026	Diff. Mar/Apr 2026 - Oct/Nov 2025	Mar/Apr 2026	Diff. Mar/Apr 2026 - Oct/Nov 2025	Mar/Apr 2026	Diff. Mar/Apr 2026 - Oct/Nov 2025	Mar/Apr 2026	Diff. Mar/Apr 2026 - Oct/Nov 2025	Mar/Apr 2026	Diff. Mar/Apr 2026 - Oct/Nov 2025	Mar/Apr 2026	Diff. Mar/Apr 2026 - Oct/Nov 2025	Mar/Apr 2026	Diff. Mar/Apr 2026 - Oct/Nov 2025
EU27		29	2	46	0	19	-1	6	-1	0	0	75	2	25	-2
EURO		30	2	45	1	19	-1	6	-1	0	-1	75	3	25	-2
NON EURO		24	3	51	-2	18	-1	6	0	1	0	75	1	24	-1
BE		27	0	47	1	22	-1	4	0	0	0	74	1	26	-1
BG		18	3	39	2	26	0	17	-4	0	-1	57	5	43	-4
CZ		18	-3	44	2	22	1	16	1	0	-1	62	-1	38	2
DK		47	2	37	1	11	-3	4	0	1	0	84	3	15	-3
DE		36	1	45	2	15	-1	4	-1	0	-1	81	3	19	-2
EE		31	0	44	-2	20	3	4	-1	1	0	75	-2	24	2
IE		43	3	43	0	13	-1	1	-2	0	0	86	3	14	-3
EL		12	-2	44	0	29	2	15	0	0	0	56	-2	44	2
ES		42	5	44	0	10	-2	4	-2	0	-1	86	5	14	-4
FR		22	3	43	3	23	-5	11	-1	1	0	65	6	34	-6
HR		25	1	43	-5	22	1	10	3	0	0	68	-4	32	4
IT		20	1	47	2	28	-2	5	-1	0	0	67	3	33	-3
CY		27	2	49	-1	18	3	6	-3	0	-1	76	1	24	0
LV		41	0	39	-3	16	3	4	1	0	-1	80	-3	20	4
LT		40	3	39	-3	14	-2	6	1	1	1	79	0	20	-1
LU		54	5	38	-4	5	-1	2	-1	1	1	92	1	7	-2
HU		30	7	50	-4	17	-2	3	-1	0	0	80	3	20	-3
MT		31	-7	52	1	15	6	2	0	0	0	83	-6	17	6
NL		34	4	40	-6	18	1	8	1	0	0	74	-2	26	2
AT		32	1	40	-2	21	5	7	-4	0	0	72	-1	28	1
PL		17	2	59	-6	18	1	5	3	1	0	76	-4	23	4
PT		25	2	64	-2	10	2	1	-1	0	-1	89	0	11	1
RO		16	2	52	-3	22	0	9	1	1	0	68	-1	31	1
SI		30	-2	48	1	17	1	5	0	0	0	78	-1	22	1
SK		40	-1	41	0	14	1	5	0	0	0	81	-1	19	1
FI		40	-3	43	3	13	0	3	0	1	0	83	0	16	0
SE		49	4	34	-4	14	1	3	-1	0	0	83	0	17	0

QC2.2 For each of the following statements, please tell to what extent it corresponds or not to your own opinion.

**You know what your rights are as a citizen of the EU (%)**





























		Yes, definitely		Yes, to some extent		No, not really		No, definitely not		Don't know		Total 'Yes'		Total 'No'	
		Mar/Apr 2026	Diff. Mar/Apr 2026 - Oct/Nov 2025	Mar/Apr 2026	Diff. Mar/Apr 2026 - Oct/Nov 2025	Mar/Apr 2026	Diff. Mar/Apr 2026 - Oct/Nov 2025	Mar/Apr 2026	Diff. Mar/Apr 2026 - Oct/Nov 2025	Mar/Apr 2026	Diff. Mar/Apr 2026 - Oct/Nov 2025	Mar/Apr 2026	Diff. Mar/Apr 2026 - Oct/Nov 2025	Mar/Apr 2026	Diff. Mar/Apr 2026 - Oct/Nov 2025
EU27		15	2	47	0	29	-1	8	-1	1	0	62	2	37	-2
EURO		15	3	46	0	30	-1	9	-1	0	-1	61	3	39	-2
NON EURO		16	2	50	-2	26	-1	7	1	1	0	66	0	33	0
BE		13	1	48	1	34	-2	5	0	0	0	61	2	39	-2
BG		11	3	39	0	34	0	16	-3	0	0	50	3	50	-3
CZ		12	1	40	3	36	1	12	-4	0	-1	52	4	48	-3
DK		20	1	53	-1	20	-1	6	1	1	0	73	0	26	0
DE		18	4	55	-4	21	0	5	-1	1	1	73	0	26	-1
EE		15	1	53	0	26	0	5	-1	1	0	68	1	31	-1
IE		20	1	50	-1	26	1	4	-1	0	0	70	0	30	0
EL		4	-2	37	-4	45	7	14	-1	0	0	41	-6	59	6
ES		20	4	45	0	24	-4	11	0	0	0	65	4	35	-4
FR		12	4	36	5	37	-5	14	-4	1	0	48	9	51	-9
HR		12	0	40	-3	35	0	13	3	0	0	52	-3	48	3
IT		10	1	38	2	42	2	10	-4	0	-1	48	3	52	-2
CY		12	0	58	7	23	-5	6	-2	1	0	70	7	29	-7
LV		23	1	47	-3	25	2	5	0	0	0	70	-2	30	2
LT		21	3	49	-1	21	-4	8	1	1	1	70	2	29	-3
LU		24	-3	60	6	14	-2	2	-1	0	0	84	3	16	-3
HU		17	-1	52	8	26	-4	5	-3	0	0	69	7	31	-7
MT		14	-2	50	-4	31	3	5	3	0	0	64	-6	36	6
NL		13	2	54	-1	28	-2	4	0	1	1	67	1	32	-2
AT		16	-2	53	1	23	-1	8	3	0	-1	69	-1	31	2
PL		16	2	51	-7	27	3	5	3	1	-1	67	-5	32	6
PT		9	1	64	2	22	-2	5	0	0	-1	73	3	27	-2
RO		15	3	48	-3	24	-6	12	5	1	1	63	0	36	-1
SI		12	-5	59	5	23	1	6	-1	0	0	71	0	29	0
SK		23	0	51	3	21	-3	5	0	0	0	74	3	26	-3
FI		19	2	59	-2	19	1	2	-1	1	0	78	0	21	0
SE		18	0	59	-2	19	0	3	1	1	1	77	-2	22	1

QC2.3 For each of the following statements, please tell to what extent it corresponds or not to your own opinion.





























**You would like to know more about your rights as a citizen of the EU (%)**

		Yes, definitely		Yes, to some extent		No, not really		No, definitely not		Don't know		Total 'Yes'		Total 'No'	
		Mar/Apr 2026	Diff. Mar/Apr 2026 - Oct/Nov 2025	Mar/Apr 2026	Diff. Mar/Apr 2026 - Oct/Nov 2025	Mar/Apr 2026	Diff. Mar/Apr 2026 - Oct/Nov 2025	Mar/Apr 2026	Diff. Mar/Apr 2026 - Oct/Nov 2025	Mar/Apr 2026	Diff. Mar/Apr 2026 - Oct/Nov 2025	Mar/Apr 2026	Diff. Mar/Apr 2026 - Oct/Nov 2025	Mar/Apr 2026	Diff. Mar/Apr 2026 - Oct/Nov 2025
EU27		25	2	45	-1	22	-1	7	0	1	0	70	1	29	-1
EURO		26	2	45	0	22	-1	6	-1	1	0	71	2	28	-2
NON EURO		21	1	45	-2	25	1	8	0	1	0	66	-1	33	1
BE		21	-3	48	0	27	3	4	0	0	0	69	-3	31	3
BG		30	0	45	6	15	-4	8	-2	2	0	75	6	23	-6
CZ		22	1	41	2	21	-1	15	-1	1	-1	63	3	36	-2
DK		26	-2	37	-1	27	-1	8	2	2	2	63	-3	35	1
DE		21	4	44	-1	26	-2	8	-1	1	0	65	3	34	-3
EE		17	0	39	-1	33	3	9	-1	2	-1	56	-1	42	2
IE		33	2	41	3	23	-4	3	-1	0	0	74	5	26	-5
EL		42	4	35	-7	18	3	5	0	0	0	77	-3	23	3
ES		37	5	38	-5	19	1	6	-1	0	0	75	0	25	0
FR		26	2	44	3	19	-1	9	-4	2	0	70	5	28	-5
HR		26	0	44	2	22	-2	7	0	1	0	70	2	29	-2
IT		25	-1	56	2	16	0	2	-1	1	0	81	1	18	-1
CY		84	12	8	-12	5	1	2	-1	1	0	92	0	7	0
LV		22	-3	41	-1	31	6	5	-2	1	0	63	-4	36	4
LT		25	0	45	2	21	-2	9	1	0	-1	70	2	30	-1
LU		31	0	47	0	18	-2	4	2	0	0	78	0	22	0
HU		24	2	43	0	22	0	11	-1	0	-1	67	2	33	-1
MT		57	0	33	-2	8	1	2	1	0	0	90	-2	10	2
NL		21	-2	40	-2	35	3	4	1	0	0	61	-4	39	4
AT		26	-1	44	2	24	0	6	-1	0	0	70	1	30	-1
PL		16	3	49	-4	29	0	5	1	1	0	65	-1	34	1
PT		25	4	48	0	24	-3	2	-1	1	0	73	4	26	-4
RO		22	4	46	-5	19	-2	12	3	1	0	68	-1	31	1
SI		17	-3	44	4	28	-2	11	1	0	0	61	1	39	-1
SK		39	2	45	0	11	-2	5	1	0	-1	84	2	16	-1
FI		17	1	41	-2	36	2	5	-1	1	0	58	-1	41	1
SE		33	0	39	-1	23	1	5	1	0	-1	72	-1	28	2





























QC3a Which of the following do you think is the most positive result of the EU?  
Firstly? (%)

		Peace among the Member States of the EU		The free movement of people, goods and services within the EU		The euro		Education exchange programmes such as Erasmus+		The Common Agricultural Policy		The growth and economic power of the EU		The political and diplomatic influence of the EU in the rest of the world		The level of social welfare (healthcare, education, pensions) in the EU		Solidarity among Member States of the EU		The protection of the environment	
		Mar/Apr 2026		Mar/Apr 2026		Mar/Apr 2026		Mar/Apr 2026		Mar/Apr 2026		Mar/Apr 2026		Mar/Apr 2026		Mar/Apr 2026		Mar/Apr 2026		Mar/Apr 2026	
		2026	Diff. Mar/Apr 2026 - Oct/Nov 2025	2026	Diff. Mar/Apr 2026 - Oct/Nov 2025	2026	Diff. Mar/Apr 2026 - Oct/Nov 2025	2026	Diff. Mar/Apr 2026 - Oct/Nov 2025	2026	Diff. Mar/Apr 2026 - Oct/Nov 2025	2026	Diff. Mar/Apr 2026 - Oct/Nov 2025	2026	Diff. Mar/Apr 2026 - Oct/Nov 2025	2026	Diff. Mar/Apr 2026 - Oct/Nov 2025	2026	Diff. Mar/Apr 2026 - Oct/Nov 2025	2026	Diff. Mar/Apr 2026 - Oct/Nov 2025
EU27		26	1	25	-1	9	0	5	0	3	0	6	-1	5	0	4	0	8	1	2	0
EURO		27	1	24	-1	10	-1	5	0	2	0	6	0	5	0	4	1	8	1	2	0
NON EURO		23	3	29	-1	3	-1	6	1	4	0	7	-2	6	0	5	0	9	0	2	0
BE		29	4	15	-2	14	-1	4	-1	2	-2	8	2	4	-2	7	2	8	1	3	0
BG		25	4	38	-3	3	0	3	-1	2	0	6	1	4	0	3	-2	5	-1	1	0
CZ		27	1	32	-4	3	0	6	2	1	-1	5	-1	4	1	3	0	8	0	2	0
DK		34	1	21	0	2	1	3	1	1	-1	7	0	7	-1	3	0	10	1	3	0
DE		32	-1	30	0	11	-1	4	1	1	0	3	0	2	-1	2	1	7	0	1	-1
EE		13	-2	37	-3	11	-1	8	-1	2	1	5	1	4	0	5	1	4	0	1	0
IE		17	-1	34	-4	14	0	4	2	4	0	12	4	2	0	3	1	4	-1	1	-1
EL		25	2	37	3	4	0	4	-3	2	1	3	-3	5	-4	1	0	14	4	1	0
ES		22	1	25	-7	8	1	4	1	2	0	9	1	6	-1	8	4	7	0	1	0
FR		31	0	15	0	13	0	6	-1	3	0	3	-1	3	-1	4	0	7	2	4	0
HR		24	3	34	4	4	-3	8	-1	2	-1	6	0	4	-2	4	-2	6	0	1	-2
IT		24	4	20	-1	6	-3	7	-1	2	0	7	0	7	0	5	1	11	0	3	1
CY		27	-3	31	-1	3	0	8	3	1	0	6	0	1	0	2	0	8	3	1	-1
LV		22	-2	39	2	9	2	9	0	2	0	4	0	1	-1	3	-1	4	-1	1	-1
LT		28	5	42	-5	5	0	3	-1	2	1	6	1	2	1	2	-1	4	-1	0	-1
LU		35	1	26	-5	14	3	4	1	1	0	2	-2	3	0	5	2	5	-1	2	2
HU		13	-1	26	-2	11	1	10	1	3	-1	9	0	6	-1	4	0	8	1	3	1
MT		20	-2	16	-3	16	3	7	-5	2	2	7	1	6	0	12	4	5	0	3	-1
NL		27	1	23	-4	14	2	2	-1	1	-1	6	-1	6	0	5	1	5	0	2	0
AT		22	4	22	0	10	1	3	-1	3	0	8	0	6	0	8	-1	7	0	2	1
PL		25	5	31	2	2	-1	5	0	5	-1	8	-2	5	1	5	0	11	0	1	-2
PT		17	-2	24	2	13	2	4	-1	1	-1	16	-6	8	4	1	-1	9	3	1	0
RO		13	0	24	-2	3	-2	8	3	7	2	10	-2	9	-1	7	-1	9	1	2	-1
SI		30	0	27	1	14	-1	3	-3	2	0	8	0	2	0	4	2	5	0	1	0
SK		19	-3	43	1	8	-1	4	3	2	0	5	0	3	1	3	-1	8	0	1	-1
FI		25	1	31	-1	13	0	2	1	1	-1	3	1	6	-1	2	-1	3	0	1	-1
SE		29	2	33	-3	0	-1	3	-1	1	0	3	1	7	0	3	2	6	0	3	-1

QC3a Which of the following do you think is the most positive result of the EU?  
Firstly? (%)

		Respect for the rule of law, democracy and fundamental rights		Other (SPONTANEOUS)		None (SPONTANEOUS)		Don't know	
		Mar/Apr 2026	Diff. Mar/Apr 2026 - Oct/Nov 2025	Mar/Apr 2026	Diff. Mar/Apr 2026 - Oct/Nov 2025	Mar/Apr 2026	Diff. Mar/Apr 2026 - Oct/Nov 2025	Mar/Apr 2026	Diff. Mar/Apr 2026 - Oct/Nov 2025
EU27		4	0	0	0	2	0	1	0
EURO		4	0	0	0	2	0	1	-1
NON EURO		4	0	0	0	1	0	1	0
BE		5	-1	0	0	1	0	0	0
BG		4	2	1	1	3	-1	2	0
CZ		3	1	0	0	2	1	4	0
DK		8	1	0	0	0	-2	1	-1
DE		5	1	0	0	2	1	0	0
EE		4	1	2	1	2	1	2	1
IE		2	-1	0	0	1	0	2	1
EL		1	-1	0	0	3	1	0	0
ES		4	1	0	0	2	0	2	-1
FR		4	1	0	0	4	0	3	0
HR		2	-1	1	1	2	2	2	2
IT		5	2	0	-1	2	-2	1	0
CY		8	3	0	0	1	-1	3	-3
LV		2	1	0	0	2	1	2	0
LT		2	0	0	0	2	1	2	0
LU		2	0	0	0	1	0	0	-1
HU		4	0	0	0	2	1	1	0
MT		4	-1	0	0	1	1	1	1
NL		6	2	0	0	2	1	1	0
AT		6	0	0	-1	3	-2	0	-1
PL		1	-2	0	0	1	1	0	-1
PT		3	1	0	0	1	0	2	-1
RO		3	1	0	0	2	1	3	1
SI		3	1	0	0	1	0	0	0
SK		2	0	0	0	1	0	1	1
FI		11	1	0	0	1	1	1	0
SE		11	1	0	0	0	-1	1	1





























QC3b And then? (MAX. 2 ANSWERS) (%)

		Peace among the Member States of the EU		The free movement of people, goods and services within the EU		The euro		Solidarity among Member States of the EU		Education exchange programmes such as Erasmus+		The Common Agricultural Policy		The growth and economic power of the EU		The political and diplomatic influence of the EU in the rest of the world	
		Mar/Apr 2026	Diff. Mar/Apr 2026 - Oct/Nov 2025	Mar/Apr 2026	Diff. Mar/Apr 2026 - Oct/Nov 2025	Mar/Apr 2026	Diff. Mar/Apr 2026 - Oct/Nov 2025	Mar/Apr 2026	Diff. Mar/Apr 2026 - Oct/Nov 2025	Mar/Apr 2026	Diff. Mar/Apr 2026 - Oct/Nov 2025	Mar/Apr 2026	Diff. Mar/Apr 2026 - Oct/Nov 2025	Mar/Apr 2026	Diff. Mar/Apr 2026 - Oct/Nov 2025	Mar/Apr 2026	Diff. Mar/Apr 2026 - Oct/Nov 2025
EU27		28	0	34	-2	17	0	20	1	15	1	7	-1	16	-1	14	-1
EURO		30	1	36	-1	20	0	20	1	14	0	7	0	15	-1	13	-1
NON EURO		23	-1	30	-3	6	0	20	0	18	2	9	-2	21	2	18	2
BE		28	0	31	2	23	-5	20	1	11	-3	7	0	15	-1	12	-1
BG		36	4	45	-4	10	1	22	-1	13	-1	7	0	16	-1	15	-2
CZ		30	1	40	3	4	0	22	4	22	-3	5	-1	16	0	11	0
DK		30	2	36	1	3	-1	21	-2	7	-4	7	0	24	2	26	3
DE		41	-2	44	-5	27	2	20	2	11	0	5	-1	13	0	10	-2
EE		27	-1	43	3	30	-2	9	1	20	3	4	-1	13	1	9	-2
IE		22	-1	47	2	31	-7	14	2	14	1	12	1	21	-4	9	1
EL		45	1	48	-5	9	-2	26	2	16	1	9	1	19	-3	24	0
ES		23	0	32	-2	14	1	20	1	10	0	6	0	20	-2	14	-5
FR		31	4	29	1	24	1	17	1	16	1	7	-2	9	-2	10	0
HR		32	3	46	6	9	-1	23	3	24	1	10	0	19	-3	13	-4
IT		20	0	30	-3	12	-1	24	2	21	1	10	0	17	-3	19	3
CY		36	5	41	4	11	4	23	-2	30	7	6	2	13	2	8	-1
LV		23	0	44	-5	21	-6	11	1	21	-2	7	0	12	0	7	0
LT		28	-4	53	3	10	-2	12	-1	15	2	5	-4	26	0	14	3
LU		43	11	42	-6	25	-2	23	5	13	-3	5	0	13	4	9	2
HU		13	-3	31	2	18	5	12	-3	23	0	16	0	22	1	17	2
MT		16	-1	30	7	25	5	14	3	18	-2	4	-4	16	-1	12	0
NL		27	0	33	-2	27	-1	19	2	9	1	5	0	19	2	16	-3
AT		31	2	35	2	19	-2	18	2	15	2	7	-2	19	0	18	1
PL		23	-2	27	-7	3	0	23	1	16	2	9	-4	21	-1	17	5
PT		21	4	37	3	13	-4	21	0	18	-1	4	-1	21	-2	17	-2
RO		18	2	19	-6	8	-2	18	-2	19	4	14	-1	24	4	21	0
SI		29	5	42	2	26	-5	17	-1	18	2	6	0	21	1	5	-2
SK		32	6	53	0	26	-1	15	-6	18	2	6	-2	20	0	9	-1
FI		36	7	43	3	27	-2	11	0	9	2	3	0	10	1	18	0
SE		36	6	46	5	4	-1	20	3	16	-2	3	-2	15	1	20	-6





























QC3b And then? (MAX. 2 ANSWERS) (%)

		The level of social welfare (healthcare, education, pensions) in the EU		The protection of the environment		Respect for the rule of law, democracy and fundamental rights		Other (SPONTANEOUS)		None (SPONTANEOUS)		Don't know	
		Mar/Apr 2026	Diff. Mar/Apr 2026 - Oct/Nov 2025	Mar/Apr 2026	Diff. Mar/Apr 2026 - Oct/Nov 2025	Mar/Apr 2026	Diff. Mar/Apr 2026 - Oct/Nov 2025	Mar/Apr 2026	Diff. Mar/Apr 2026 - Oct/Nov 2025	Mar/Apr 2026	Diff. Mar/Apr 2026 - Oct/Nov 2025	Mar/Apr 2026	Diff. Mar/Apr 2026 - Oct/Nov 2025
EU27		13	1	9	1	15	1	0	0	2	0	1	0
EURO		12	1	9	1	15	1	0	0	2	0	1	0
NON EURO		14	-1	9	0	12	0	0	0	1	0	1	0
BE		14	0	10	3	16	3	0	0	2	1	0	0
BG		12	1	6	-1	13	3	1	1	3	1	2	-1
CZ		16	0	10	1	12	1	0	0	2	1	1	-1
DK		16	0	15	2	24	2	0	0	1	-1	1	0
DE		7	0	6	0	17	3	1	0	2	0	1	0
EE		17	1	5	0	10	1	1	-1	2	1	3	1
IE		12	2	7	0	10	0	0	0	1	0	1	0
EL		6	1	6	2	6	-1	1	1	1	-1	1	0
ES		20	5	5	0	15	1	0	0	4	1	1	-1
FR		13	1	12	-1	16	0	0	0	4	0	3	0
HR		13	-5	6	1	11	1	0	0	1	1	1	1
IT		14	1	12	2	16	2	1	1	2	1	1	0
CY		14	-5	10	1	12	-5	0	0	2	0	1	0
LV		12	3	6	-1	9	1	1	0	3	1	3	0
LT		17	-1	7	2	9	-2	0	-1	1	-1	1	0
LU		14	-1	7	3	11	-3	0	0	1	-1	0	-1
HU		16	-2	13	0	10	1	0	0	1	0	1	0
MT		31	7	11	-3	21	1	0	0	0	-2	1	0
NL		13	3	9	-1	19	3	0	0	1	0	0	-1
AT		18	0	12	-1	13	-5	2	1	3	1	0	-1
PL		14	-1	6	0	7	-1	0	0	1	1	1	0
PT		11	-2	8	1	14	2	0	0	0	0	1	0
RO		16	-3	7	-4	9	-1	0	0	1	-1	1	0
SI		16	5	7	-1	9	-1	0	0	2	1	0	0
SK		12	1	5	1	11	4	0	0	1	0	1	0
FI		11	1	10	0	25	-1	0	0	1	0	1	-3
SE		7	-1	15	1	32	0	0	0	2	-2	0	0

QC3ab Which of the following do you think is the most positive result of the EU?  
Firstly? And then? (MAX. 3 ANSWERS) (%)

		Peace among the Member States of the EU		The free movement of people, goods and services within the EU		The euro		Solidarity among Member States of the EU		Education exchange programmes such as Erasmus+		The Common Agricultural Policy		The growth and economic power of the EU		The political and diplomatic influence of the EU in the rest of the world	
		Mar/Apr 2026	Diff. Mar/Apr 2026 - Oct/Nov 2025	Mar/Apr 2026	Diff. Mar/Apr 2026 - Oct/Nov 2025	Mar/Apr 2026	Diff. Mar/Apr 2026 - Oct/Nov 2025	Mar/Apr 2026	Diff. Mar/Apr 2026 - Oct/Nov 2025	Mar/Apr 2026	Diff. Mar/Apr 2026 - Oct/Nov 2025	Mar/Apr 2026	Diff. Mar/Apr 2026 - Oct/Nov 2025	Mar/Apr 2026	Diff. Mar/Apr 2026 - Oct/Nov 2025	Mar/Apr 2026	Diff. Mar/Apr 2026 - Oct/Nov 2025
		EU27		46	1	50	-2	23	-1	25	1	18	0	9	-1	21	-1
EURO		48	2	50	-2	27	-1	25	1	18	0	8	-1	20	-1	17	-1
NON EURO		40	1	49	-4	9	0	27	0	22	2	13	-1	26	0	22	1
BE		48	2	41	0	34	-5	25	0	15	-3	9	-1	22	1	15	-3
BG		50	6	64	-3	13	1	25	-2	16	0	8	0	21	1	18	-1
CZ		47	1	56	-2	7	0	27	3	25	-2	6	-2	19	-1	13	-1
DK		54	4	49	2	4	-1	29	0	9	-3	8	-1	29	2	31	2
DE		59	-3	60	-4	35	2	25	2	14	0	6	0	15	0	12	-3
EE		35	-3	62	-1	36	-3	12	1	26	3	5	-1	17	2	12	-3
IE		35	-1	64	-1	40	-5	17	1	17	3	15	1	31	0	10	0
EL		58	2	66	-2	12	-3	35	3	19	-2	10	2	21	-5	28	-3
ES		39	1	48	-5	21	3	25	1	14	2	8	0	26	-1	19	-4
FR		50	2	38	1	32	1	21	2	19	-1	9	-2	12	-2	12	-1
HR		47	3	63	5	13	-3	27	2	29	-1	12	-1	24	-3	16	-5
IT		39	4	43	-2	17	-3	31	1	25	0	12	0	23	-1	24	4
CY		52	3	58	3	14	4	29	3	34	9	7	3	18	2	9	-1
LV		40	-1	64	-2	27	-4	14	0	27	-2	9	1	16	1	7	-1
LT		47	1	71	-1	14	-2	15	-2	17	1	7	-3	30	1	15	3
LU		62	8	56	-7	35	1	27	4	17	-1	6	0	15	2	11	1
HU		24	-3	48	0	26	5	18	-3	29	0	18	-1	28	0	21	0
MT		32	-3	41	4	37	6	19	4	23	-7	6	-2	21	-1	17	-1
NL		46	1	47	-4	36	0	23	2	10	0	6	0	24	1	20	-4
AT		46	7	48	3	26	-1	23	3	18	3	10	-1	25	0	22	2
PL		42	2	50	-2	5	-1	31	0	21	3	14	-3	27	-2	21	6
PT		34	2	51	4	24	-1	27	1	20	-2	5	-2	34	-5	23	2
RO		28	2	38	-6	11	-3	24	-1	25	6	20	1	31	2	27	-1
SI		50	4	57	2	36	-6	20	-2	20	0	8	0	27	1	7	-1
SK		44	2	72	-1	32	-2	21	-6	21	4	8	-2	23	-1	12	0
FI		51	6	60	1	36	-2	13	-1	10	2	4	-1	13	3	22	-2
SE		54	5	63	1	4	-1	24	2	19	-3	4	-1	17	2	26	-4





























QC3ab Which of the following do you think is the most positive result of the EU?  
Firstly? And then? (MAX. 3 ANSWERS) (%)

		The level of social welfare (healthcare, education, pensions) in the EU		The protection of the environment		Respect for the rule of law, democracy and fundamental rights		Other (SPONTANEOUS)		None (SPONTANEOUS)		Don't know	
		Mar/Apr 2026	Diff. Mar/Apr 2026 - Oct/Nov 2025	Mar/Apr 2026	Diff. Mar/Apr 2026 - Oct/Nov 2025	Mar/Apr 2026	Diff. Mar/Apr 2026 - Oct/Nov 2025	Mar/Apr 2026	Diff. Mar/Apr 2026 - Oct/Nov 2025	Mar/Apr 2026	Diff. Mar/Apr 2026 - Oct/Nov 2025	Mar/Apr 2026	Diff. Mar/Apr 2026 - Oct/Nov 2025
EU27		16	1	10	0	18	2	1	1	2	0	1	0
EURO		16	2	10	0	19	2	1	1	2	0	1	-1
NON EURO		18	-1	11	0	15	0	0	0	1	0	1	0
BE		20	2	13	3	20	2	0	0	1	0	0	0
BG		14	-1	7	0	16	5	1	1	3	-1	2	0
CZ		17	0	11	1	13	0	0	0	2	1	5	1
DK		18	0	17	1	30	3	0	0	0	-2	1	-1
DE		9	1	7	0	21	3	1	0	2	1	1	1
EE		20	1	6	0	13	1	3	0	2	1	2	1
IE		14	2	8	0	11	-1	0	0	1	0	1	0
EL		7	1	7	3	6	-2	1	1	3	1	0	0
ES		25	8	6	0	17	2	1	0	2	0	2	-1
FR		15	1	15	0	19	2	0	0	4	0	3	0
HR		16	-7	7	0	13	0	1	1	2	2	2	2
IT		17	1	15	4	19	3	1	0	2	-2	1	0
CY		16	-4	11	1	18	-2	0	0	1	-1	3	-3
LV		14	1	8	0	10	1	1	0	2	1	2	0
LT		18	-2	7	2	10	-2	0	-1	2	1	2	0
LU		18	1	9	4	13	-3	0	0	1	0	1	0
HU		19	-2	15	1	13	0	0	0	2	1	1	0
MT		39	9	13	-4	23	-1	0	0	1	1	1	0
NL		16	3	11	0	23	4	0	0	2	1	1	0
AT		24	-1	13	0	18	-4	2	0	3	-2	0	-1
PL		18	-1	8	0	8	-2	0	0	1	1	0	0
PT		12	-2	8	0	17	3	0	0	1	0	2	-1
RO		21	-4	8	-5	11	0	0	0	2	1	3	1
SI		19	6	8	-1	12	1	0	0	1	0	0	0
SK		14	0	7	1	13	3	0	0	1	0	1	1
FI		13	1	11	-1	33	0	0	0	1	0	1	0
SE		10	1	18	1	39	1	0	0	0	-1	1	1

Standard Eurobarometer 105  
Spring 2026











QC4.1 For each of the following statements, please tell whether you totally agree, tend to agree, tend to disagree or totally disagree.

**People in (OUR COUNTRY) have a lot of things in common (%)**

		Totally agree		Tend to agree		Tend to disagree		Totally disagree		Don't know		Total 'Agree'		Total 'Disagree'	
		Mar/Apr 2026	Diff. Mar/Apr 2026 - Oct/Nov 2025	Mar/Apr 2026	Diff. Mar/Apr 2026 - Oct/Nov 2025	Mar/Apr 2026	Diff. Mar/Apr 2026 - Oct/Nov 2025	Mar/Apr 2026	Diff. Mar/Apr 2026 - Oct/Nov 2025	Mar/Apr 2026	Diff. Mar/Apr 2026 - Oct/Nov 2025	Mar/Apr 2026	Diff. Mar/Apr 2026 - Oct/Nov 2025	Mar/Apr 2026	Diff. Mar/Apr 2026 - Oct/Nov 2025
EU27		26	2	56	-2	15	0	2	0	1	0	82	0	17	0
EURO		25	2	56	-2	16	0	2	0	1	0	81	0	18	0
NON EURO		30	-1	56	0	11	0	2	1	1	0	86	-1	13	1
BE		13	4	58	-5	26	3	3	-1	0	-1	71	-1	29	2
BG		51	10	39	-7	7	-3	2	0	1	0	90	3	9	-3
CZ		30	-3	46	-3	17	4	5	1	2	1	76	-6	22	5
DK		46	-1	49	2	4	-1	0	0	1	0	95	1	4	-1
DE		21	1	58	-4	19	3	1	-1	1	1	79	-3	20	2
EE		14	-2	62	3	18	-3	4	1	2	1	76	1	22	-2
IE		54	-3	41	3	4	1	0	-1	1	0	95	0	4	0
EL		52	-4	42	2	4	1	2	1	0	0	94	-2	6	2
ES		33	7	53	-3	12	-2	1	-1	1	-1	86	4	13	-3
FR		17	2	54	-2	21	-1	5	0	3	1	71	0	26	-1
HR		41	4	49	0	6	-5	3	0	1	1	90	4	9	-5
IT		24	1	59	1	16	-1	1	-1	0	0	83	2	17	-2
CY		45	-1	45	-1	7	1	2	1	1	0	90	-2	9	2
LV		24	-1	51	-2	21	3	2	-1	2	1	75	-3	23	2
LT		35	6	55	-6	7	0	1	0	2	0	90	0	8	0
LU		19	8	53	-3	21	-3	5	-2	2	0	72	5	26	-5
HU		27	5	59	-4	10	-3	4	2	0	0	86	1	14	-1
MT		26	3	62	-5	10	2	1	-1	1	1	88	-2	11	1
NL		14	-6	62	2	20	3	3	0	1	1	76	-4	23	3
AT		37	2	53	0	9	0	1	-1	0	-1	90	2	10	-1
PL		20	-5	65	3	12	0	2	2	1	0	85	-2	14	2
PT		21	0	72	-2	6	2	0	-1	1	1	93	-2	6	1
RO		34	6	51	-3	13	-2	2	0	0	-1	85	3	15	-2
SI		23	-1	53	0	21	1	2	0	1	0	76	-1	23	1
SK		37	-1	50	0	12	2	0	0	1	-1	87	-1	12	2
FI		27	-4	63	3	8	1	1	0	1	0	90	-1	9	1
SE		48	0	49	1	3	-1	0	0	0	0	97	1	3	-1

QC4.1 For each of the following statements, please tell whether you totally agree, tend to agree, tend to disagree or totally disagree.

**People in (OUR COUNTRY) have a lot of things in common (%)**

		Totally agree		Tend to agree		Tend to disagree		Totally disagree		Don't know		Total 'Agree'		Total 'Disagree'	
		Mar/Apr 2026	Diff. Mar/Apr 2026 - Oct/Nov 2025	Mar/Apr 2026	Diff. Mar/Apr 2026 - Oct/Nov 2025	Mar/Apr 2026	Diff. Mar/Apr 2026 - Oct/Nov 2025	Mar/Apr 2026	Diff. Mar/Apr 2026 - Oct/Nov 2025	Mar/Apr 2026	Diff. Mar/Apr 2026 - Oct/Nov 2025	Mar/Apr 2026	Diff. Mar/Apr 2026 - Oct/Nov 2025	Mar/Apr 2026	Diff. Mar/Apr 2026 - Oct/Nov 2025
EU27		26	2	56	-2	15	0	2	0	1	0	82	0	17	0
EURO		25	2	56	-2	16	0	2	0	1	0	81	0	18	0
NON EURO		30	-1	56	0	11	0	2	1	1	0	86	-1	13	1
TR		25	0	39	-4	11	-12	23	15	2	1	64	-4	34	3
MK		37	10	49	-2	10	-6	4	-2	0	0	86	8	14	-8
ME		43	16	42	0	12	-5	3	-10	0	-1	85	16	15	-15
RS		43	-1	42	-1	13	2	2	0	0	0	85	-2	15	2
AL		35	5	60	-1	4	-4	0	-1	1	1	95	4	4	-5
MD		42	3	39	-2	10	0	5	0	4	-1	81	1	15	0
UK		16	3	65	5	14	-6	2	-2	3	0	81	8	16	-8
BA		36	-3	46	3	17	1	1	-1	0	0	82	0	18	0
XK		47	-10	42	8	7	1	3	1	1	0	89	-2	10	2
TCC		37	-21	43	12	18	9	2	0	0	0	80	-9	20	9
GE		62	11	31	-7	3	-2	2	-2	2	0	93	4	5	-4











QC4.2 For each of the following statements, please tell whether you totally agree, tend to agree, tend to disagree or totally disagree.

**People in the EU have a lot of things in common (%)**

		Totally agree		Tend to agree		Tend to disagree		Totally disagree		Don't know		Total 'Agree'		Total 'Disagree'	
		Mar/Apr 2026	Diff. Mar/Apr 2026 - Oct/Nov 2025	Mar/Apr 2026	Diff. Mar/Apr 2026 - Oct/Nov 2025	Mar/Apr 2026	Diff. Mar/Apr 2026 - Oct/Nov 2025	Mar/Apr 2026	Diff. Mar/Apr 2026 - Oct/Nov 2025	Mar/Apr 2026	Diff. Mar/Apr 2026 - Oct/Nov 2025	Mar/Apr 2026	Diff. Mar/Apr 2026 - Oct/Nov 2025	Mar/Apr 2026	Diff. Mar/Apr 2026 - Oct/Nov 2025
EU27		12	0	51	-1	28	1	6	0	3	0	63	-1	34	1
EURO		12	2	49	-2	30	1	6	-1	3	0	61	0	36	0
NON EURO		15	-1	56	-2	21	1	6	2	2	0	71	-3	27	3
BE		8	3	46	-4	40	3	6	-1	0	-1	54	-1	46	2
BG		22	4	47	-1	19	-3	5	-1	7	1	69	3	24	-4
CZ		9	-1	50	1	29	-2	9	1	3	1	59	0	38	-1
DK		11	0	58	-3	23	0	5	2	3	1	69	-3	28	2
DE		11	3	54	-2	29	-1	4	-1	2	1	65	1	33	-2
EE		4	-2	45	-2	35	2	10	2	6	0	49	-4	45	4
IE		26	1	55	0	16	2	1	-1	2	-2	81	1	17	1
EL		20	4	50	-1	21	-1	7	-1	2	-1	70	3	28	-2
ES		13	2	48	-3	28	2	7	1	4	-2	61	-1	35	3
FR		10	3	43	1	32	-4	10	0	5	0	53	4	42	-4
HR		18	-1	51	2	19	-3	10	1	2	1	69	1	29	-2
IT		12	-1	51	2	31	3	5	-4	1	0	63	1	36	-1
CY		11	-1	48	-1	30	3	6	-2	5	1	59	-2	36	1
LV		11	0	47	-5	31	4	5	0	6	1	58	-5	36	4
LT		20	5	53	-7	19	2	3	1	5	-1	73	-2	22	3
LU		11	3	48	-1	30	-3	8	0	3	1	59	2	38	-3
HU		17	2	54	-4	22	0	5	1	2	1	71	-2	27	1
MT		11	6	52	-8	29	-1	5	2	3	1	63	-2	34	1
NL		5	-1	47	-3	39	4	7	0	2	0	52	-4	46	4
AT		23	-3	41	-1	25	6	7	-2	4	0	64	-4	32	4
PL		16	-1	56	-6	21	4	5	3	2	0	72	-7	26	7
PT		10	0	54	-16	31	17	1	0	4	-1	64	-16	32	17
RO		14	-3	53	2	22	-1	7	2	4	0	67	-1	29	1
SI		9	0	42	-1	39	1	8	0	2	0	51	-1	47	1
SK		19	-3	51	-4	24	6	4	1	2	0	70	-7	28	7
FI		6	0	54	-3	30	1	5	1	5	1	60	-3	35	2
SE		18	-2	67	1	13	1	2	1	0	-1	85	-1	15	2











QC4.2 For each of the following statements, please tell whether you totally agree, tend to agree, tend to disagree or totally disagree.

**People in the EU have a lot of things in common (%)**

		Totally agree		Tend to agree		Tend to disagree		Totally disagree		Don't know		Total 'Agree'		Total 'Disagree'	
		Mar/Apr 2026		Mar/Apr 2026		Mar/Apr 2026		Mar/Apr 2026		Mar/Apr 2026		Mar/Apr 2026		Mar/Apr 2026	
			Diff.		Diff.		Diff.		Diff.		Diff.		Diff.		Diff.
EU27		12	0	51	-1	28	1	6	0	3	0	63	-1	34	1
EURO		12	2	49	-2	30	1	6	-1	3	0	61	0	36	0
NON EURO		15	-1	56	-2	21	1	6	2	2	0	71	-3	27	3
TR		24	9	35	-6	14	-17	24	12	3	2	59	3	38	-5
MK		22	4	46	0	23	0	7	-4	2	0	68	4	30	-4
ME		32	13	43	13	19	1	5	-20	1	-7	75	26	24	-19
RS		15	-2	43	-2	29	2	11	1	2	1	58	-4	40	3
AL		18	8	62	2	16	-4	2	-4	2	-2	80	10	18	-8
MD		25	3	37	-2	15	1	8	0	15	-2	62	1	23	1
UK		11	3	56	5	20	-5	4	0	9	-3	67	8	24	-5
BA		18	0	43	0	31	4	7	-4	1	0	61	0	38	0
XK		30	-8	35	-1	12	0	12	6	11	3	65	-9	24	6
TCC		25	-13	46	10	24	6	5	-3	0	0	71	-3	29	3
GE		28	4	39	3	12	-2	10	-1	11	-4	67	7	22	-3

QC4.3 For each of the following statements, please tell whether you totally agree, tend to agree, tend to disagree or totally disagree.











**People in Europe have a lot of things in common (%)**

		Totally agree		Tend to agree		Tend to disagree		Totally disagree		Don't know		Total 'Agree'		Total 'Disagree'	
		Mar/Apr 2026	Diff. Mar/Apr 2026 - Oct/Nov 2025	Mar/Apr 2026	Diff. Mar/Apr 2026 - Oct/Nov 2025	Mar/Apr 2026	Diff. Mar/Apr 2026 - Oct/Nov 2025	Mar/Apr 2026	Diff. Mar/Apr 2026 - Oct/Nov 2025	Mar/Apr 2026	Diff. Mar/Apr 2026 - Oct/Nov 2025	Mar/Apr 2026	Diff. Mar/Apr 2026 - Oct/Nov 2025	Mar/Apr 2026	Diff. Mar/Apr 2026 - Oct/Nov 2025
TR		23	10	34	-6	14	-18	25	11	4	3	57	4	39	-7
MK		19	3	55	4	19	-4	6	-3	1	0	74	7	25	-7
ME		31	14	45	16	18	-1	5	-21	1	-8	76	30	23	-22
RS		13	-3	44	-2	31	5	11	0	1	0	57	-5	42	5
AL		18	10	62	2	16	-7	1	-5	3	0	80	12	17	-12
MD		24	1	38	0	14	1	8	0	16	-2	62	1	22	1
UK		11	4	59	6	19	-5	2	-2	9	-3	70	10	21	-7
BA		14	-4	43	2	33	7	8	-4	2	-1	57	-2	41	3
XK		31	-8	36	-1	11	1	11	5	11	3	67	-9	22	6
TCC		22	-15	49	12	25	7	4	-4	0	0	71	-3	29	3
GE		31	4	40	1	11	-1	7	-1	11	-3	71	5	18	-2

QC5 In the following list, which are the most important values for you personally?  
(MAX. 3 ANSWERS) (%)

		The rule of law		Respect for human life		Human rights		Individual freedom		Democracy		Peace		Equality		Solidarity, support for others	
		Mar/Apr 2026	Diff. Mar/Apr 2026 - Mar/Apr 2025	Mar/Apr 2026	Diff. Mar/Apr 2026 - Mar/Apr 2025	Mar/Apr 2026	Diff. Mar/Apr 2026 - Mar/Apr 2025	Mar/Apr 2026	Diff. Mar/Apr 2026 - Mar/Apr 2025	Mar/Apr 2026	Diff. Mar/Apr 2026 - Mar/Apr 2025	Mar/Apr 2026	Diff. Mar/Apr 2026 - Mar/Apr 2025	Mar/Apr 2026	Diff. Mar/Apr 2026 - Mar/Apr 2025	Mar/Apr 2026	Diff. Mar/Apr 2026 - Mar/Apr 2025
EU27		17	-2	30	-1	32	-3	25	-1	31	0	49	0	17	1	15	0
EURO		19	-1	31	-1	33	-1	25	-1	31	0	50	0	17	1	14	-1
NON EURO		13	-3	25	-1	32	-3	23	-2	29	0	45	-1	16	-1	16	2
BE		16	1	37	7	36	0	23	-3	27	-2	44	-2	18	-1	15	0
BG		23	-1	34	4	31	2	34	2	16	0	51	3	11	1	19	0
CZ		15	-3	26	-1	27	-3	32	-4	22	-1	56	1	12	0	12	2
DK		23	1	28	1	42	1	17	0	44	1	42	-6	25	-2	9	0
DE		25	-4	20	1	32	-1	25	-1	42	-3	61	-5	8	2	10	0
EE		14	-3	26	-7	27	-2	21	1	15	-1	59	0	10	-1	12	3
IE		19	-1	44	-2	32	-5	25	-2	23	1	41	0	21	0	9	1
EL		34	6	37	-2	36	1	25	2	42	5	52	-6	19	1	20	-3
ES		17	-1	38	-6	42	3	20	2	25	0	39	0	24	1	15	-2
FR		14	0	36	0	29	-4	24	-1	23	0	50	2	23	0	19	-2
HR		15	-2	32	2	31	4	38	4	15	-3	59	6	18	2	21	-5
IT		13	-3	31	-6	26	-8	30	-3	35	6	46	5	13	2	13	0
CY		34	5	46	1	47	1	29	6	29	4	49	3	16	-3	11	-3
LV		12	-3	33	-1	40	-4	32	-3	16	-2	60	5	14	0	7	-1
LT		8	-4	36	-3	40	0	38	-2	17	0	55	3	9	1	12	-1
LU		14	-4	37	2	36	0	23	1	28	2	51	6	19	0	19	0
HU		7	-2	28	-7	29	-2	37	2	25	2	49	5	19	-3	15	2
MT		24	2	41	-9	40	3	20	2	20	-11	48	3	14	-2	15	3
NL		24	-4	22	-1	31	-1	24	0	34	-3	50	3	21	2	16	1
AT		20	3	30	2	33	6	43	-1	25	-3	49	0	20	3	16	-1
PL		12	-2	27	3	29	-8	20	-2	25	-4	45	-1	13	-3	16	4
PT		11	-4	31	1	37	3	19	-1	25	-2	44	-3	26	-7	16	-1
RO		8	-4	22	1	25	-1	21	-3	21	-2	40	0	20	1	18	-3
SI		15	-3	40	0	42	-2	30	3	14	-2	62	3	15	0	14	-1
SK		20	2	26	0	32	-14	30	1	22	3	48	-6	10	2	13	-2
FI		31	-4	35	4	39	-5	21	3	25	-3	50	-3	27	-2	11	3
SE		22	-4	22	-2	54	-4	18	4	55	0	39	-4	20	-1	19	6

QC5 In the following list, which are the most important values for you personally?  
(MAX. 3 ANSWERS) (%)










		The rule of law		Respect for human life		Human rights		Individual freedom		Democracy		Peace		Equality		Solidarity, support for others	
		Mar/Apr 2026	Diff. Mar/Apr 2026 - Mar/Apr 2025	Mar/Apr 2026	Diff. Mar/Apr 2026 - Mar/Apr 2025	Mar/Apr 2026	Diff. Mar/Apr 2026 - Mar/Apr 2025	Mar/Apr 2026	Diff. Mar/Apr 2026 - Mar/Apr 2025	Mar/Apr 2026	Diff. Mar/Apr 2026 - Mar/Apr 2025	Mar/Apr 2026	Diff. Mar/Apr 2026 - Mar/Apr 2025	Mar/Apr 2026	Diff. Mar/Apr 2026 - Mar/Apr 2025	Mar/Apr 2026	Diff. Mar/Apr 2026 - Mar/Apr 2025
EU27		17	-2	30	-1	32	-3	25	-1	31	0	49	0	17	1	15	0
EURO		19	-1	31	-1	33	-1	25	-1	31	0	50	0	17	1	14	-1
NON EURO		13	-3	25	-1	32	-3	23	-2	29	0	45	-1	16	-1	16	2
TR		26	14	20	-11	31	-10	27	-20	35	7	25	2	30	-4	19	6
MK		43	-9	33	3	40	4	21	3	19	0	41	6	15	-5	15	4
ME		8	-7	34	0	53	10	31	-6	21	-17	29	6	16	-3	18	-5
RS		16	-2	36	2	29	-3	32	2	17	-2	58	6	18	-2	21	-2
AL		16	-8	39	6	43	-7	21	2	30	-2	26	0	23	0	18	5
MD		17	3	27	-5	49	-3	18	-2	20	4	60	-1	15	0	8	2
UK		24	1	39	0	39	-3	25	6	25	2	38	0	24	-3	9	4
BA		11	-5	28	2	33	-2	24	1	20	2	48	0	29	4	23	4
XK		42	-1	28	1	40	-1	16	-3	22	-3	33	-5	17	-5	16	3
TCC		21	18	37	21	47	9	28	-3	23	-9	17	-4	25	6	12	3
GE		45	2	55	5	49	-7	9	1	19	-1	58	0	15	-2	6	0

QC5 In the following list, which are the most important values for you personally?  
(MAX. 3 ANSWERS) (%)

		Tolerance, non-discrimination		Self-fulfilment		Respect for other cultures		Respect for the planet		None (SPONTANEOUS)		Don't know	
		Mar/Apr 2026	Diff. Mar/Apr 2026 - Mar/Apr 2025	Mar/Apr 2026	Diff. Mar/Apr 2026 - Mar/Apr 2025	Mar/Apr 2026	Diff. Mar/Apr 2026 - Mar/Apr 2025	Mar/Apr 2026	Diff. Mar/Apr 2026 - Mar/Apr 2025	Mar/Apr 2026	Diff. Mar/Apr 2026 - Mar/Apr 2025	Mar/Apr 2026	Diff. Mar/Apr 2026 - Mar/Apr 2025
EU27		12	-1	9	0	9	1	11	0	0	0	0	-1
EURO		12	-1	9	0	9	1	12	0	0	0	0	0
NON EURO		11	1	8	-1	6	0	8	0	0	0	1	-1
BE		10	-3	12	0	10	3	14	-2	0	0	0	0
BG		13	-2	10	-3	9	2	3	-1	0	0	0	0
CZ		9	1	7	-1	4	1	11	3	1	1	4	-1
DK		12	1	3	2	18	5	22	-3	0	0	1	-1
DE		13	0	7	1	9	1	8	1	0	0	0	0
EE		17	2	17	3	13	-1	12	0	2	1	1	0
IE		9	-2	8	1	11	1	9	-3	0	0	1	0
EL		4	-1	4	-1	8	3	9	0	0	0	0	0
ES		12	-1	9	1	7	-1	7	-1	0	0	0	0
FR		16	-3	10	1	12	2	20	3	0	0	0	0
HR		14	-3	6	-3	7	-3	3	0	0	0	0	0
IT		10	0	13	0	11	3	10	-3	0	0	0	0
CY		1	-2	1	0	7	-2	6	-1	0	0	0	-3
LV		10	-1	6	1	13	2	7	2	0	0	0	0
LT		15	1	8	-1	5	0	7	0	0	0	0	-1
LU		15	-2	4	-3	12	3	16	5	0	0	0	0
HU		11	0	12	-1	6	-1	6	2	0	0	0	0
MT		8	1	13	6	6	1	14	9	0	0	0	0
NL		15	-2	11	3	9	1	21	-2	0	0	0	0
AT		9	-3	11	-1	5	-2	9	-4	0	0	0	0
PL		11	3	5	1	4	0	2	-1	0	0	0	-2
PT		5	-7	11	0	5	-2	9	-2	0	0	1	0
RO		13	1	16	-3	6	-1	4	-1	0	0	1	0
SI		12	-1	3	1	5	0	6	-2	0	0	0	0
SK		14	0	15	2	5	0	8	-3	0	0	0	0
FI		14	0	8	2	5	0	18	0	0	0	0	0
SE		10	1	3	1	8	2	23	-1	0	0	0	0

Standard Eurobarometer 105  
Spring 2026












QC5 In the following list, which are the most important values for you personally?  
(MAX. 3 ANSWERS) (%)

		Tolerance, non-discrimination		Self-fulfilment		Respect for other cultures		Respect for the planet		None (SPONTANEOUS)		Don't know	
		Mar/Apr 2026	Diff. Mar/Apr 2026 - Mar/Apr 2025	Mar/Apr 2026	Diff. Mar/Apr 2026 - Mar/Apr 2025	Mar/Apr 2026	Diff. Mar/Apr 2026 - Mar/Apr 2025	Mar/Apr 2026	Diff. Mar/Apr 2026 - Mar/Apr 2025	Mar/Apr 2026	Diff. Mar/Apr 2026 - Mar/Apr 2025	Mar/Apr 2026	Diff. Mar/Apr 2026 - Mar/Apr 2025
EU27		12	-1	9	0	9	1	11	0	0	0	0	-1
EURO		12	-1	9	0	9	1	12	0	0	0	0	0
NON EURO		11	1	8	-1	6	0	8	0	0	0	1	-1
TR		15	-1	4	-3	3	-1	1	1	0	0	1	1
MK		12	2	7	1	6	1	2	-1	0	0	0	0
ME		11	0	4	-2	5	-3	0	0	0	0	0	0
RS		11	-8	10	-1	6	0	4	-1	0	0	1	1
AL		18	6	5	1	7	3	2	-1	0	0	0	0
MD		6	-1	8	0	8	-1	10	-1	0	0	2	0
UK		17	3	7	2	11	-3	16	1	0	0	0	0
BA		16	-1	11	-1	5	-3	1	-1	0	0	0	0
XK		9	1	3	-1	3	1	2	1	0	0	0	-1
TCC		12	4	3	-1	5	2	1	0	0	0	0	0
GE		5	0	6	1	6	1	6	2	0	0	0	-1

QC6 In the following list, which values best represent the EU? (MAX. 3 ANSWERS) (%)

		The rule of law		Respect for human life		Respect for rule of law, democracy and fundamental rights		Individual freedom		Democracy		Peace		Equality		Solidarity, support for others	
		Mar/Apr 2026	Diff. Mar/Apr 2026 - Mar/Apr 2025	Mar/Apr 2026	Diff. Mar/Apr 2026 - Mar/Apr 2025	Mar/Apr 2026	Diff. Mar/Apr 2026 - Mar/Apr 2025	Mar/Apr 2026	Diff. Mar/Apr 2026 - Mar/Apr 2025	Mar/Apr 2026	Diff. Mar/Apr 2026 - Mar/Apr 2025	Mar/Apr 2026	Diff. Mar/Apr 2026 - Mar/Apr 2025	Mar/Apr 2026	Diff. Mar/Apr 2026 - Mar/Apr 2025	Mar/Apr 2026	Diff. Mar/Apr 2026 - Mar/Apr 2025
EU27		18	-2	15	0	28	0	18	1	32	-1	41	0	13	0	22	-1
EURO		20	-1	15	-1	28	-1	18	1	32	-1	43	1	13	1	22	-2
NON EURO		13	-2	13	-1	26	0	17	0	31	-2	37	0	14	-1	21	-1
BE		23	2	18	0	33	3	20	2	36	-3	37	-1	12	-3	19	-2
BG		21	0	14	-2	26	2	16	-3	26	-2	41	0	6	0	22	-2
CZ		16	-5	12	0	22	-2	15	-3	28	-1	37	2	7	-3	21	-2
DK		25	3	14	1	43	0	8	-1	50	1	39	0	18	1	27	2
DE		22	-1	10	-3	29	-5	19	3	38	1	51	0	8	1	25	-5
EE		14	-2	10	-4	26	-1	12	-2	25	-4	34	-2	7	-2	22	3
IE		20	-6	19	-3	28	-2	20	3	36	5	33	-2	18	1	21	-2
EL		13	-4	24	1	20	0	23	0	29	-6	43	-11	12	1	32	5
ES		22	-4	16	-2	29	4	11	-3	31	0	33	5	16	1	20	-1
FR		17	-3	17	4	28	5	16	2	24	-4	47	2	11	-1	20	2
HR		14	1	21	3	34	-2	25	3	24	3	41	0	17	1	29	-8
IT		18	2	17	-3	22	-4	24	0	35	1	37	-2	15	2	19	0
CY		20	0	18	2	28	5	27	4	40	9	36	0	16	-3	20	3
LV		16	-2	14	-3	20	-7	24	2	26	-3	37	3	11	-2	19	-1
LT		9	-2	16	0	20	0	24	-1	39	6	46	2	9	2	21	-5
LU		23	-2	17	-2	30	8	15	-3	38	3	48	3	15	0	26	3
HU		12	2	18	0	27	0	28	0	29	3	28	-4	16	0	20	3
MT		31	11	13	-6	38	9	18	1	29	-3	25	-6	17	-3	31	8
NL		20	-4	10	-1	42	-4	12	0	35	-4	51	4	16	1	29	-1
AT		20	-2	20	3	31	2	23	-1	25	-6	36	-1	22	8	26	-2
PL		8	-3	11	-2	21	3	17	2	28	-7	39	1	17	-3	19	-1
PT		15	-8	21	0	30	6	9	-1	32	-1	35	-3	13	-7	26	-6
RO		11	-2	13	1	17	-2	16	1	24	-2	29	-2	17	0	21	-4
SI		18	-1	16	-5	20	-5	20	3	31	1	52	4	18	3	18	-5
SK		14	-1	12	-3	29	-6	20	3	31	3	36	-2	11	2	26	-1
FI		32	-4	12	-1	48	-1	13	-1	41	-3	38	-5	16	-1	14	2
SE		20	-4	17	3	54	0	13	-3	45	-3	48	-2	6	-1	25	2

QC6 In the following list, which values best represent the EU? (MAX. 3 ANSWERS) (%)

		The rule of law		Respect for human life		Respect for rule of law, democracy and fundamental rights		Individual freedom		Democracy		Peace		Equality		Solidarity, support for others	
		Mar/Apr 2026	Diff. Mar/Apr 2026 - Mar/Apr 2025	Mar/Apr 2026	Diff. Mar/Apr 2026 - Mar/Apr 2025	Mar/Apr 2026	Diff. Mar/Apr 2026 - Mar/Apr 2025	Mar/Apr 2026	Diff. Mar/Apr 2026 - Mar/Apr 2025	Mar/Apr 2026	Diff. Mar/Apr 2026 - Mar/Apr 2025	Mar/Apr 2026	Diff. Mar/Apr 2026 - Mar/Apr 2025	Mar/Apr 2026	Diff. Mar/Apr 2026 - Mar/Apr 2025	Mar/Apr 2026	Diff. Mar/Apr 2026 - Mar/Apr 2025
EU27		18	-2	15	0	28	0	18	1	32	-1	41	0	13	0	22	-1
EURO		20	-1	15	-1	28	-1	18	1	32	-1	43	1	13	1	22	-2
NON EURO		13	-2	13	-1	26	0	17	0	31	-2	37	0	14	-1	21	-1
TR		11	-9	14	-18	21	-10	28	-8	24	-7	16	-4	17	-11	12	-7
MK		31	-7	16	-2	27	0	19	-1	30	6	25	-1	17	1	22	3
ME		12	-1	31	-5	39	-20	24	-5	27	-11	21	2	19	-2	18	0
RS		20	0	12	0	22	-1	16	-6	27	-4	20	1	14	0	16	0
AL		24	-2	23	3	32	0	19	-4	46	3	25	7	26	5	20	5
MD		20	1	17	-3	12	0	17	-1	27	0	43	4	17	1	10	0
UK		19	0	18	1	32	5	16	2	28	-2	25	-1	17	-3	18	1
BA		13	-4	20	4	33	-2	21	4	28	5	26	5	21	1	22	2
XK		46	1	23	-3	19	-10	16	-3	32	1	23	-4	15	-9	10	1
TCC		23	11	39	18	36	7	26	-1	29	3	16	2	18	2	13	4
GE		35	-1	33	1	19	-3	15	0	23	-7	34	-2	22	0	10	0











Standard Eurobarometer 105  
Spring 2026

QC6 In the following list, which values best represent the EU? (MAX. 3 ANSWERS) (%)

		Tolerance, non-discrimination		Religion		Self-fulfilment		Respect for other cultures		Respect for the planet		None (SPONTANEOUS)		Don't know	
		Mar/Apr 2026	Diff. Mar/Apr 2026 - Mar/Apr 2025	Mar/Apr 2026	Diff. Mar/Apr 2026 - Mar/Apr 2025	Mar/Apr 2026	Diff. Mar/Apr 2026 - Mar/Apr 2025	Mar/Apr 2026	Diff. Mar/Apr 2026 - Mar/Apr 2025	Mar/Apr 2026	Diff. Mar/Apr 2026 - Mar/Apr 2025	Mar/Apr 2026	Diff. Mar/Apr 2026 - Mar/Apr 2025	Mar/Apr 2026	Diff. Mar/Apr 2026 - Mar/Apr 2025
EU27		11	-1	4	0	5	-1	14	0	8	0	3	0	3	0
EURO		10	-2	4	0	5	-1	15	0	8	0	4	1	3	0
NON EURO		12	0	4	-1	5	-1	10	0	7	0	2	0	2	-2
BE		10	2	3	-2	7	1	13	-2	8	-1	2	0	1	-1
BG		16	0	6	-1	9	0	14	0	5	0	5	3	4	1
CZ		11	0	2	-1	3	-2	13	1	13	5	5	2	6	0
DK		8	0	3	1	1	0	12	-1	10	-1	1	-1	3	-2
DE		9	-1	3	0	4	-1	13	-2	3	0	3	1	2	1
EE		13	-2	6	2	7	1	13	-3	7	-2	5	2	8	2
IE		10	0	2	-2	4	-1	17	0	9	-2	1	-1	3	-1
EL		13	0	5	-1	14	6	14	2	7	0	4	1	3	1
ES		10	1	2	-1	3	0	15	0	7	0	3	-1	3	-1
FR		9	-3	4	0	3	-2	17	1	13	0	6	0	5	-1
HR		13	-5	9	2	4	-3	17	0	3	-2	1	1	3	2
IT		12	-3	6	0	8	-1	17	0	10	-1	5	3	2	0
CY		5	-2	6	-5	1	-2	14	1	8	-4	4	0	4	0
LV		10	1	5	2	4	-1	16	3	7	1	3	1	5	0
LT		15	-2	2	-2	3	-1	14	-3	4	-1	3	0	3	-2
LU		13	-3	5	0	3	-1	14	-1	9	2	2	0	0	-1
HU		13	-5	5	0	8	0	13	-4	6	0	4	1	1	-2
MT		14	-1	7	2	10	5	21	7	8	2	1	-1	3	1
NL		10	2	3	-2	4	1	15	3	11	0	2	1	1	1
AT		15	3	7	1	7	-1	17	5	7	-2	3	-2	1	0
PL		14	3	3	1	5	1	8	0	4	-1	1	0	1	-4
PT		10	-7	2	0	5	-3	17	0	10	-2	1	0	3	0
RO		14	-1	8	-4	9	-3	10	-2	8	0	2	-1	3	0
SI		10	1	3	0	3	1	11	-2	6	-1	3	1	1	0
SK		16	2	6	0	7	-2	10	-1	9	3	2	0	2	0
FI		9	3	2	0	2	-2	11	2	10	3	1	0	3	0
SE		5	-1	1	0	2	-1	9	2	8	0	3	1	2	-1





























Standard Eurobarometer 105  
Spring 2026

QC6 In the following list, which values best represent the EU? (MAX. 3 ANSWERS) (%)

		Tolerance, non-discrimination		Religion		Self-fulfilment		Respect for other cultures		Respect for the planet		None (SPONTANEOUS)		Don't know	
		Mar/Apr 2026	Diff. Mar/Apr 2026 - Mar/Apr 2025	Mar/Apr 2026	Diff. Mar/Apr 2026 - Mar/Apr 2025	Mar/Apr 2026	Diff. Mar/Apr 2026 - Mar/Apr 2025	Mar/Apr 2026	Diff. Mar/Apr 2026 - Mar/Apr 2025	Mar/Apr 2026	Diff. Mar/Apr 2026 - Mar/Apr 2025	Mar/Apr 2026	Diff. Mar/Apr 2026 - Mar/Apr 2025	Mar/Apr 2026	Diff. Mar/Apr 2026 - Mar/Apr 2025
EU27		11	-1	4	0	5	-1	14	0	8	0	3	0	3	0
EURO		10	-2	4	0	5	-1	15	0	8	0	4	1	3	0
NON EURO		12	0	4	-1	5	-1	10	0	7	0	2	0	2	-2
TR		10	-7	4	1	18	11	2	0	2	1	5	4	3	1
MK		17	2	4	-1	9	0	11	-1	4	-1	3	2	1	-1
ME		14	1	7	3	4	-1	6	3	0	-1	1	1	1	1
RS		17	2	8	0	18	0	16	-1	8	-1	6	1	4	-1
AL		16	2	3	-1	2	-1	10	2	3	-3	0	0	0	-1
MD		7	-2	8	0	4	0	11	2	10	1	4	1	14	-3
UK		16	4	6	1	6	2	15	-1	9	2	2	0	12	-1
BA		12	-1	7	2	14	-1	8	-6	5	0	1	-1	1	-1
XK		9	1	2	-3	2	0	5	0	1	-2	2	2	8	4
TCC		10	3	2	-2	6	0	6	3	3	3	0	0	0	0
GE		7	-1	10	3	7	1	10	4	4	0	3	1	10	-1





























Standard Eurobarometer 105  
Spring 2026

QC7 Do you see yourself as...? (%)

		(NATIONALITY) only		(NATIONALITY) and European		European and (NATIONALITY)		European only		None (SPONTANEOUS)		Don't know	
		Mar/Apr 2026	Diff. Mar/Apr 2026 - Mar/Apr 2025	Mar/Apr 2026	Diff. Mar/Apr 2026 - Mar/Apr 2025	Mar/Apr 2026	Diff. Mar/Apr 2026 - Mar/Apr 2025	Mar/Apr 2026	Diff. Mar/Apr 2026 - Mar/Apr 2025	Mar/Apr 2026	Diff. Mar/Apr 2026 - Mar/Apr 2025	Mar/Apr 2026	Diff. Mar/Apr 2026 - Mar/Apr 2025
EU27		31	0	59	0	7	0	2	1	1	0	0	-1
EURO		30	0	61	0	6	0	2	0	1	0	0	0
NON EURO		36	-1	54	1	8	0	1	0	0	0	1	0
BE		28	3	61	2	9	-3	2	-1	0	-1	0	0
BG		43	4	52	2	4	-3	0	-1	0	-2	1	0
CZ		52	0	35	0	8	1	1	0	1	1	3	-2
DK		31	-2	63	2	5	2	1	0	0	-1	0	-1
DE		20	-4	66	2	9	0	3	1	1	0	1	1
EE		41	0	49	0	5	-1	2	0	1	0	2	1
IE		34	-2	60	1	3	-1	2	1	1	1	0	0
EL		42	-2	57	3	1	0	0	-1	0	0	0	0
ES		26	3	65	-1	5	0	2	0	2	-1	0	-1
FR		41	4	52	-6	4	2	1	0	1	0	1	0
HR		39	2	52	0	8	-1	1	0	0	0	0	-1
IT		31	-2	60	1	7	1	1	-1	1	1	0	0
CY		38	0	56	1	5	0	1	0	0	0	0	-1
LV		44	6	46	-4	7	-1	2	0	1	0	0	-1
LT		39	6	55	-5	5	-2	1	1	0	0	0	0
LU		19	3	65	0	11	-3	5	1	0	-1	0	0
HU		22	-3	64	4	11	0	2	-2	1	1	0	0
MT		24	-9	69	14	6	-3	0	-2	1	0	0	0
NL		31	5	57	-5	10	0	2	1	0	-1	0	0
AT		44	-1	47	2	7	0	1	-1	1	0	0	0
PL		36	0	57	0	6	0	1	0	0	0	0	0
PT		14	-4	85	8	1	-3	0	0	0	-1	0	0
RO		36	-6	49	3	11	0	2	1	1	1	1	1
SI		35	-3	61	2	3	1	1	0	0	0	0	0
SK		29	0	59	-2	11	2	1	1	0	-1	0	0
FI		32	0	63	0	4	-1	0	0	1	1	0	0
SE		34	6	60	-4	5	-1	1	0	0	-1	0	0











SD20a.1 For each of the following statements about the EU could you please tell whether you think it is true or false?

**The Euro area currently consists of 21 Member States (%)**

		True		False		Don't know	
		Mar/Apr 2026	Diff. Mar/Apr 2026 - Oct/Nov 2025	Mar/Apr 2026	Diff. Mar/Apr 2026 - Oct/Nov 2025	Mar/Apr 2026	Diff. Mar/Apr 2026 - Oct/Nov 2025
EU27		50	6	37	-6	13	0
EURO		48	7	39	-6	13	-1
NON EURO		60	6	29	-6	11	0
BE		56	12	39	-10	5	-2
BG		54	5	22	-4	24	-1
CZ		50	3	42	-1	8	-2
DK		56	2	20	-5	24	3
DE		43	6	47	-4	10	-2
EE		45	6	39	-7	16	1
IE		49	9	37	-13	14	4
EL		61	5	23	-5	16	0
ES		45	10	34	-12	21	2
FR		43	10	41	-8	16	-2
HR		46	4	43	-6	11	2
IT		58	2	36	0	6	-2
CY		60	2	12	-5	28	3
LV		42	5	26	-4	32	-1
LT		48	-4	27	-1	25	5
LU		63	18	29	-12	8	-6
HU		57	11	38	-12	5	1
MT		46	-6	32	2	22	4
NL		56	13	33	-11	11	-2
AT		36	-5	53	5	11	0
PL		67	9	25	-9	8	0
PT		37	-2	44	3	19	-1
RO		55	0	28	-3	17	3
SI		48	7	38	-6	14	-1
SK		54	7	38	-7	8	0
FI		54	12	22	-10	24	-2
SE		60	6	26	-9	14	3





























SD20a.1 For each of the following statements about the EU could you please tell whether you think it is true or false?

**The Euro area currently consists of 21 Member States (%)**

		True		False		Don't know	
		Mar/Apr 2026	Diff. Mar/Apr 2026 - Oct/Nov 2025	Mar/Apr 2026	Diff. Mar/Apr 2026 - Oct/Nov 2025	Mar/Apr 2026	Diff. Mar/Apr 2026 - Oct/Nov 2025
EU27		50	6	37	-6	13	0
EURO		48	7	39	-6	13	-1
NON EURO		60	6	29	-6	11	0
TR		42	1	46	2	12	-3
MK		43	-1	46	0	11	1
ME		61	36	37	-30	2	-6
RS		54	-2	38	1	8	1
AL		38	8	52	-2	10	-6
MD		30	-1	25	-5	45	6
UK		41	4	33	-5	26	1
BA		49	1	46	0	5	-1
XK		44	-8	27	5	29	3
TCC		77	8	22	-8	1	0
GE		32	5	27	-5	41	0











SD20a.2 For each of the following statements about the EU could you please tell whether you think it is true or false?

**The members of the European Parliament are directly elected by the citizens of each Member State (%)**

		True		False		Don't know	
		Mar/Apr 2026	Diff. Mar/Apr 2026 - Oct/Nov 2025	Mar/Apr 2026	Diff. Mar/Apr 2026 - Oct/Nov 2025	Mar/Apr 2026	Diff. Mar/Apr 2026 - Oct/Nov 2025
EU27		71	1	22	0	7	-1
EURO		69	3	24	-1	7	-2
NON EURO		80	-2	15	1	5	1
BE		65	5	33	-2	2	-3
BG		90	3	6	-1	4	-2
CZ		69	-1	24	3	7	-2
DK		85	0	10	2	5	-2
DE		65	2	29	0	6	-2
EE		74	-1	18	2	8	-1
IE		79	-5	11	1	10	4
EL		92	-1	4	-1	4	2
ES		71	4	18	-3	11	-1
FR		61	3	26	0	13	-3
HR		78	-2	14	-3	8	5
IT		72	2	24	-2	4	0
CY		91	-1	4	0	5	1
LV		71	-2	17	2	12	0
LT		86	-1	7	0	7	1
LU		71	-4	21	5	8	-1
HU		79	-2	19	2	2	0
MT		88	-4	6	0	6	4
NL		57	-1	39	2	4	-1
AT		60	-4	33	3	7	1
PL		85	0	11	-1	4	1
PT		79	2	13	-2	8	0
RO		76	-4	16	0	8	4
SI		85	4	11	-3	4	-1
SK		91	3	7	-3	2	0
FI		77	3	13	2	10	-5
SE		76	-1	21	1	3	0

SD20a.2 For each of the following statements about the EU could you please tell whether you think it is true or false?





























**The members of the European Parliament are directly elected by the citizens of each Member State (%)**

		True		False		Don't know	
		Mar/Apr 2026	Diff. Mar/Apr 2026 - Oct/Nov 2025	Mar/Apr 2026	Diff. Mar/Apr 2026 - Oct/Nov 2025	Mar/Apr 2026	Diff. Mar/Apr 2026 - Oct/Nov 2025
EU27		71	1	22	0	7	-1
EURO		69	3	24	-1	7	-2
NON EURO		80	-2	15	1	5	1
TR		50	6	37	-3	13	-3
MK		71	3	22	-1	7	-2
ME		75	24	23	-18	2	-6
RS		59	-3	32	1	9	2
AL		62	12	26	-8	12	-4
MD		47	4	23	-2	30	-2
UK		53	2	27	-1	20	-1
BA		59	2	36	0	5	-2
XK		52	-4	21	1	27	3
TCC		82	6	17	-6	1	0
GE		32	-4	32	1	36	3

Standard Eurobarometer 105  
Spring 2026











SD20a.3 For each of the following statements about the EU could you please tell whether you think it is true or false?

**Switzerland is a Member State of the EU (%)**

		True		False		Don't know	
		Mar/Apr 2026	Diff. Mar/Apr 2026 - Oct/Nov 2025	Mar/Apr 2026	Diff. Mar/Apr 2026 - Oct/Nov 2025	Mar/Apr 2026	Diff. Mar/Apr 2026 - Oct/Nov 2025
EU27		17	1	77	-2	6	1
EURO		15	2	80	-2	5	0
NON EURO		27	3	66	-3	7	0
BE		13	0	86	1	1	-1
BG		19	-2	65	2	16	0
CZ		19	0	74	2	7	-2
DK		16	-1	76	2	8	-1
DE		6	0	92	-1	2	1
EE		22	4	71	-4	7	0
IE		24	4	67	-4	9	0
EL		32	7	60	-4	8	-3
ES		24	1	63	-2	13	1
FR		14	2	80	-3	6	1
HR		14	-2	82	1	4	1
IT		15	3	83	-2	2	-1
CY		15	0	69	-2	16	2
LV		32	6	51	-7	17	1
LT		22	3	63	-2	15	-1
LU		5	-2	95	5	0	-3
HU		16	-1	80	1	4	0
MT		18	3	74	-5	8	2
NL		17	3	81	-1	2	-2
AT		6	-1	93	1	1	0
PL		35	5	60	-6	5	1
PT		12	-2	79	1	9	1
RO		31	5	55	-9	14	4
SI		11	-2	86	1	3	1
SK		15	-2	82	2	3	0
FI		24	2	67	1	9	-3
SE		17	1	81	-1	2	0

SD20a.3 For each of the following statements about the EU could you please tell whether you think it is true or false?

**Switzerland is a Member State of the EU (%)**

		True		False		Don't know	
		Mar/Apr 2026	Diff. Mar/Apr 2026 - Oct/Nov 2025	Mar/Apr 2026	Diff. Mar/Apr 2026 - Oct/Nov 2025	Mar/Apr 2026	Diff. Mar/Apr 2026 - Oct/Nov 2025
EU27		17	1	77	-2	6	1
EURO		15	2	80	-2	5	0
NON EURO		27	3	66	-3	7	0
TR		35	-6	53	9	12	-3
MK		15	0	82	1	3	-1
ME		58	36	40	-30	2	-6
RS		16	-2	81	1	3	1
AL		25	5	69	-3	6	-2
MD		27	-1	37	0	36	1
UK		30	4	55	-3	15	-1
BA		21	2	78	0	1	-2
XK		36	-4	41	1	23	3
TCC		66	28	33	-28	1	0
GE		32	-3	37	3	31	0











QD1.1 In general, how satisfied are you with the response to Russia's invasion of Ukraine by ...?

**The (NATIONALITY) government (%)**

		Very satisfied		Fairly satisfied		Not very satisfied		Not at all satisfied		Don't know		Total 'Satisfied'		Total 'Not Satisfied'	
		Mar/Apr 2026	Diff. Mar/Apr 2026 - Oct/Nov 2025	Mar/Apr 2026	Diff. Mar/Apr 2026 - Oct/Nov 2025	Mar/Apr 2026	Diff. Mar/Apr 2026 - Oct/Nov 2025	Mar/Apr 2026	Diff. Mar/Apr 2026 - Oct/Nov 2025	Mar/Apr 2026	Diff. Mar/Apr 2026 - Oct/Nov 2025	Mar/Apr 2026	Diff. Mar/Apr 2026 - Oct/Nov 2025	Mar/Apr 2026	Diff. Mar/Apr 2026 - Oct/Nov 2025
EU27		10	1	44	2	29	-2	13	-1	4	0	54	3	42	-3
EURO		8	0	44	4	31	-2	13	-2	4	0	52	4	44	-4
NON EURO		17	2	47	0	22	-2	11	0	3	0	64	2	33	-2
BE		6	2	46	-1	34	3	11	-4	3	0	52	1	45	-1
BG		7	1	29	2	35	4	23	-5	6	-2	36	3	58	-1
CZ		6	-4	46	10	32	0	14	-6	2	0	52	6	46	-6
DK		50	11	35	-2	9	-8	3	-2	3	1	85	9	12	-10
DE		6	0	45	4	34	-3	14	0	1	-1	51	4	48	-3
EE		13	-1	47	0	20	1	13	-2	7	2	60	-1	33	-1
IE		21	1	50	3	17	-4	6	-1	6	1	71	4	23	-5
EL		3	0	22	-2	29	0	41	1	5	1	25	-2	70	1
ES		9	1	39	7	31	-5	16	-1	5	-2	48	8	47	-6
FR		5	2	44	10	28	-8	13	-6	10	2	49	12	41	-14
HR		14	3	53	3	20	-3	8	-4	5	1	67	6	28	-7
IT		10	1	42	-2	36	4	11	-2	1	-1	52	-1	47	2
CY		4	0	23	-1	36	3	26	-2	11	0	27	-1	62	1
LV		18	-2	39	0	27	2	10	1	6	-1	57	-2	37	3
LT		20	-1	50	-1	19	2	9	1	2	-1	70	-2	28	3
LU		17	4	51	2	18	-2	7	0	7	-4	68	6	25	-2
HU		19	3	36	-2	24	-4	18	3	3	0	55	1	42	-1
MT		15	5	49	2	21	-9	5	-2	10	4	64	7	26	-11
NL		15	3	49	-2	25	-2	10	1	1	0	64	1	35	-1
AT		16	-2	34	2	28	2	19	-1	3	-1	50	0	47	1
PL		15	1	57	-3	17	-1	8	3	3	0	72	-2	25	2
PT		4	1	71	-1	15	1	4	0	6	-1	75	0	19	1
RO		10	1	39	-5	29	-2	20	8	2	-2	49	-4	49	6
SI		4	1	34	-1	39	-3	14	-1	9	4	38	0	53	-4
SK		7	1	43	3	32	-3	15	-1	3	0	50	4	47	-4
FI		30	-3	55	4	11	0	1	-1	3	0	85	1	12	-1
SE		27	3	47	1	20	-1	5	-2	1	-1	74	4	25	-3





























QD1.1 In general, how satisfied are you with the response to Russia's invasion of Ukraine by ...?

**The (NATIONALITY) government (%)**

		Very satisfied		Fairly satisfied		Not very satisfied		Not at all satisfied		Don't know		Total 'Satisfied'		Total 'Not Satisfied'	
		Mar/Apr 2026	Diff. Mar/Apr 2026 - Oct/Nov 2025	Mar/Apr 2026	Diff. Mar/Apr 2026 - Oct/Nov 2025	Mar/Apr 2026	Diff. Mar/Apr 2026 - Oct/Nov 2025	Mar/Apr 2026	Diff. Mar/Apr 2026 - Oct/Nov 2025	Mar/Apr 2026	Diff. Mar/Apr 2026 - Oct/Nov 2025	Mar/Apr 2026	Diff. Mar/Apr 2026 - Oct/Nov 2025	Mar/Apr 2026	Diff. Mar/Apr 2026 - Oct/Nov 2025
EU27		10	1	44	2	29	-2	13	-1	4	0	54	3	42	-3
EURO		8	0	44	4	31	-2	13	-2	4	0	52	4	44	-4
NON EURO		17	2	47	0	22	-2	11	0	3	0	64	2	33	-2
TR		26	4	22	-12	22	-7	27	13	3	2	48	-8	49	6
MK		8	-1	42	3	32	1	14	-3	4	0	50	2	46	-2
ME		25	8	38	12	33	10	3	-23	1	-7	63	20	36	-13
RS		20	1	29	-4	29	1	19	2	3	0	49	-3	48	3
AL		14	-2	60	2	18	0	7	0	1	0	74	0	25	0
MD		11	-3	25	-3	30	3	23	3	11	0	36	-6	53	6
UK		8	0	48	9	26	-9	12	2	6	-2	56	9	38	-7
BA		7	-1	38	0	42	4	10	0	3	-3	45	-1	52	4
XK		30	0	41	0	15	0	7	0	7	0	71	0	22	0
TCC		27	0	51	0	20	0	2	0	0	0	78	0	22	0
GE		26	-2	25	1	20	-2	21	0	8	3	51	-1	41	-2

QD1.2 In general, how satisfied are you with the response to Russia's invasion of Ukraine by ...?











**The European Union (%)**

		Very satisfied		Fairly satisfied		Not very satisfied		Not at all satisfied		Don't know		Total 'Satisfied'		Total 'Not Satisfied'	
		Mar/Apr 2026	Diff. Mar/Apr 2026 - Oct/Nov 2025	Mar/Apr 2026	Diff. Mar/Apr 2026 - Oct/Nov 2025	Mar/Apr 2026	Diff. Mar/Apr 2026 - Oct/Nov 2025	Mar/Apr 2026	Diff. Mar/Apr 2026 - Oct/Nov 2025	Mar/Apr 2026	Diff. Mar/Apr 2026 - Oct/Nov 2025	Mar/Apr 2026	Diff. Mar/Apr 2026 - Oct/Nov 2025	Mar/Apr 2026	Diff. Mar/Apr 2026 - Oct/Nov 2025
EU27		9	1	46	1	28	-2	12	0	5	0	55	2	40	-2
EURO		8	1	46	3	29	-3	12	-1	5	0	54	4	41	-4
NON EURO		14	2	50	-1	23	-1	10	1	3	-1	64	1	33	0
BE		5	1	44	-4	34	3	14	0	3	0	49	-3	48	3
BG		10	2	39	7	27	-1	18	-6	6	-2	49	9	45	-7
CZ		6	-2	46	4	31	-1	15	0	2	-1	52	2	46	-1
DK		22	2	52	4	15	-7	7	0	4	1	74	6	22	-7
DE		5	1	46	1	35	-1	12	0	2	-1	51	2	47	-1
EE		6	1	43	5	27	-6	14	-2	10	2	49	6	41	-8
IE		19	1	48	4	21	-4	6	-2	6	1	67	5	27	-6
EL		3	0	24	-6	32	1	35	4	6	1	27	-6	67	5
ES		8	1	42	6	31	-5	13	-1	6	-1	50	7	44	-6
FR		5	2	46	6	25	-8	12	-3	12	3	51	8	37	-11
HR		13	3	53	1	21	-3	7	-2	6	1	66	4	28	-5
IT		11	1	48	3	31	1	8	-4	2	-1	59	4	39	-3
CY		4	-2	24	-2	38	5	22	0	12	-1	28	-4	60	5
LV		8	1	39	-1	34	0	11	0	8	0	47	0	45	0
LT		12	1	47	1	29	-2	9	0	3	0	59	2	38	-2
LU		13	2	46	4	28	-2	10	-2	3	-2	59	6	38	-4
HU		10	1	42	-4	27	2	19	3	2	-2	52	-3	46	5
MT		8	1	44	-5	28	-1	9	-1	11	6	52	-4	37	-2
NL		11	-1	51	4	25	-4	11	1	2	0	62	3	36	-3
AT		19	-2	32	-1	26	4	21	0	2	-1	51	-3	47	4
PL		17	4	57	-2	18	-3	4	0	4	1	74	2	22	-3
PT		6	1	75	3	11	-2	2	-1	6	-1	81	4	13	-3
RO		12	1	45	-8	25	3	15	5	3	-1	57	-7	40	8
SI		3	-1	34	2	40	-3	14	-2	9	4	37	1	54	-5
SK		13	-2	45	-2	25	3	14	1	3	0	58	-4	39	4
FI		8	-2	50	-1	31	3	5	-2	6	2	58	-3	36	1
SE		14	1	46	-1	28	2	10	-1	2	-1	60	0	38	1

QD2.1 The EU has taken a series of actions as a response to Russia's invasion of Ukraine. To what extent you agree or disagree with each of these actions taken?  
**Imposing economic sanctions on Russian government, companies and individuals (including use of immobilised Russian assets to finance support for Ukraine) (%)**

		Totally agree		Tend to agree		Tend to disagree		Totally disagree		Don't know		Total 'Agree'		Total 'Disagree'	
		Mar/Apr 2026		Mar/Apr 2026		Mar/Apr 2026		Mar/Apr 2026		Mar/Apr 2026		Mar/Apr 2026		Mar/Apr 2026	
			Diff.		Diff.		Diff.		Diff.		Diff.		Diff.		Diff.
EU27		34	-2	36	-1	16	2	7	-1	7	2	70	-3	23	1
EURO		33	-3	35	-2	16	2	8	1	8	2	68	-5	24	3
NON EURO		36	1	39	1	15	-1	7	0	3	-1	75	2	22	-1
BE		36	-2	37	0	15	-1	8	1	4	2	73	-2	23	0
BG		14	1	28	2	27	4	18	-5	13	-2	42	3	45	-1
CZ		33	-1	32	1	21	-2	9	1	5	1	65	0	30	-1
DK		70	3	21	-1	4	-1	1	-1	4	0	91	2	5	-2
DE		40	0	27	-8	17	6	7	-2	9	4	67	-8	24	4
EE		35	-2	38	7	11	-4	9	0	7	-1	73	5	20	-4
IE		51	-7	34	4	7	2	2	0	6	1	85	-3	9	2
EL		14	-2	26	-6	32	3	20	4	8	1	40	-8	52	7
ES		33	-5	37	2	15	2	5	0	10	1	70	-3	20	2
FR		30	-4	37	0	13	0	9	1	11	3	67	-4	22	1
HR		31	0	44	-1	15	-1	4	-1	6	3	75	-1	19	-2
IT		20	-3	46	1	21	1	7	0	6	1	66	-2	28	1
CY		12	2	18	-2	29	-4	33	4	8	0	30	0	62	0
LV		41	-6	27	2	14	2	8	1	10	1	68	-4	22	3
LT		48	3	33	-4	9	-1	5	2	5	0	81	-1	14	1
LU		37	-3	32	-3	14	2	11	5	6	-1	69	-6	25	7
HU		14	1	35	-1	29	1	17	-2	5	1	49	0	46	-1
MT		22	-8	47	3	22	8	5	-3	4	0	69	-5	27	5
NL		54	-4	29	3	10	1	5	1	2	-1	83	-1	15	2
AT		36	-2	30	-1	18	5	13	-1	3	-1	66	-3	31	4
PL		34	-5	49	2	11	2	4	1	2	0	83	-3	15	3
PT		28	-2	61	2	3	-1	1	1	7	0	89	0	4	0
RO		22	8	42	-4	21	-2	9	-1	6	-1	64	4	30	-3
SI		23	-2	31	-2	28	5	13	-3	5	2	54	-4	41	2
SK		29	-6	29	-4	25	9	13	1	4	0	58	-10	38	10
FI		63	-5	25	4	6	1	2	0	4	0	88	-1	8	1
SE		70	0	21	0	6	2	2	-1	1	-1	91	0	8	1











QD2.1 The EU has taken a series of actions as a response to Russia's invasion of Ukraine. To what extent you agree or disagree with each of these actions taken?  
**Imposing economic sanctions on Russian government, companies and individuals (including use of immobilised Russian assets to finance support for Ukraine) (%)**

		Totally agree		Tend to agree		Tend to disagree		Totally disagree		Don't know		Total 'Agree'		Total 'Disagree'	
		Mar/Apr 2026		Mar/Apr 2026		Mar/Apr 2026		Mar/Apr 2026		Mar/Apr 2026		Mar/Apr 2026		Mar/Apr 2026	
			Diff.		Diff.		Diff.		Diff.		Diff.		Diff.		Diff.
EU27		34	-2	36	-1	16	2	7	-1	7	2	70	-3	23	1
EURO		33	-3	35	-2	16	2	8	1	8	2	68	-5	24	3
NON EURO		36	1	39	1	15	-1	7	0	3	-1	75	2	22	-1
TR		19	-4	22	-19	25	1	28	21	6	1	41	-23	53	22
MK		14	-1	28	-5	32	4	21	2	5	0	42	-6	53	6
ME		21	5	36	17	30	7	10	-21	3	-8	57	22	40	-14
RS		10	-1	19	0	27	-1	40	1	4	1	29	-1	67	0
AL		33	-9	50	14	11	-3	2	0	4	-2	83	5	13	-3
MD		24	-4	21	3	19	4	24	0	12	-3	45	-1	43	4
UK		34	-4	44	8	12	-1	2	-2	8	-1	78	4	14	-3
BA		12	-9	37	0	30	2	19	6	2	1	49	-9	49	8
XK		55	-7	31	11	5	1	2	0	7	-5	86	4	7	1
TCC		19	-3	48	19	27	-4	6	-12	0	0	67	16	33	-16
GE		36	-2	25	-1	11	2	15	2	13	-1	61	-3	26	4

QD2.2 The EU has taken a series of actions as a response to Russia's invasion of Ukraine. To what extent you agree or disagree with each of these actions taken?  
**Financing the purchase and supply of military equipment to Ukraine (%)**

		Totally agree		Tend to agree		Tend to disagree		Totally disagree		Don't know		Total 'Agree'		Total 'Disagree'	
		Mar/Apr 2026	Diff. Mar/Apr 2026 - Oct/Nov 2025	Mar/Apr 2026	Diff. Mar/Apr 2026 - Oct/Nov 2025	Mar/Apr 2026	Diff. Mar/Apr 2026 - Oct/Nov 2025	Mar/Apr 2026	Diff. Mar/Apr 2026 - Oct/Nov 2025	Mar/Apr 2026	Diff. Mar/Apr 2026 - Oct/Nov 2025	Mar/Apr 2026	Diff. Mar/Apr 2026 - Oct/Nov 2025	Mar/Apr 2026	Diff. Mar/Apr 2026 - Oct/Nov 2025
EU27		18	0	38	-1	23	1	16	-1	5	1	56	-1	39	0
EURO		18	0	37	-2	23	1	17	1	5	0	55	-2	40	2
NON EURO		21	1	39	-1	22	1	15	-1	3	0	60	0	37	0
BE		15	0	41	-3	26	0	15	3	3	0	56	-3	41	3
BG		7	1	20	-1	30	3	36	-3	7	0	27	0	66	0
CZ		9	-1	23	-1	32	0	32	1	4	1	32	-2	64	1
DK		54	-3	34	2	7	1	3	1	2	-1	88	-1	10	2
DE		22	1	37	-5	22	2	13	0	6	2	59	-4	35	2
EE		22	-1	42	1	18	-1	11	-1	7	2	64	0	29	-2
IE		27	-3	41	2	20	4	6	-2	6	-1	68	-1	26	2
EL		4	0	23	0	31	4	38	-5	4	1	27	0	69	-1
ES		16	0	39	5	21	-5	18	1	6	-1	55	5	39	-4
FR		13	-2	39	1	25	2	16	0	7	-1	52	-1	41	2
HR		19	-2	47	-1	21	0	8	0	5	3	66	-3	29	0
IT		11	2	38	-1	28	1	20	-2	3	0	49	1	48	-1
CY		5	0	13	-3	26	-3	52	7	4	-1	18	-3	78	4
LV		34	-4	32	3	17	0	10	1	7	0	66	-1	27	1
LT		34	-1	41	-1	15	2	7	1	3	-1	75	-2	22	3
LU		22	-5	36	3	21	1	17	0	4	1	58	-2	38	1
HU		7	-2	27	-5	31	-1	30	5	5	3	34	-7	61	4
MT		11	-4	31	-7	25	-3	30	13	3	1	42	-11	55	10
NL		42	2	36	-3	12	-1	9	2	1	0	78	-1	21	1
AT		19	-3	29	-4	18	4	31	4	3	-1	48	-7	49	8
PL		17	1	53	-5	19	3	8	1	3	0	70	-4	27	4
PT		13	0	55	-11	21	11	3	-1	8	1	68	-11	24	10
RO		9	2	36	-1	29	0	22	-1	4	0	45	1	51	-1
SI		8	-4	28	-2	36	7	24	-2	4	1	36	-6	60	5
SK		12	-1	23	-8	31	5	31	3	3	1	35	-9	62	8
FI		50	-4	38	4	7	0	3	0	2	0	88	0	10	0
SE		68	-1	25	1	4	0	2	0	1	0	93	0	6	0











QD2.2 The EU has taken a series of actions as a response to Russia's invasion of Ukraine. To what extent you agree or disagree with each of these actions taken?  
**Financing the purchase and supply of military equipment to Ukraine (%)**

		Totally agree		Tend to agree		Tend to disagree		Totally disagree		Don't know		Total 'Agree'		Total 'Disagree'	
		Mar/Apr 2026	Diff. Mar/Apr 2026 - Oct/Nov 2025	Mar/Apr 2026	Diff. Mar/Apr 2026 - Oct/Nov 2025	Mar/Apr 2026	Diff. Mar/Apr 2026 - Oct/Nov 2025	Mar/Apr 2026	Diff. Mar/Apr 2026 - Oct/Nov 2025	Mar/Apr 2026	Diff. Mar/Apr 2026 - Oct/Nov 2025	Mar/Apr 2026	Diff. Mar/Apr 2026 - Oct/Nov 2025	Mar/Apr 2026	Diff. Mar/Apr 2026 - Oct/Nov 2025
EU27		18	0	38	-1	23	1	16	-1	5	1	56	-1	39	0
EURO		18	0	37	-2	23	1	17	1	5	0	55	-2	40	2
NON EURO		21	1	39	-1	22	1	15	-1	3	0	60	0	37	0
TR		15	1	22	-19	27	0	30	17	6	1	37	-18	57	17
MK		8	-3	19	-8	34	8	37	2	2	1	27	-11	71	10
ME		20	5	35	10	27	2	16	-6	2	-11	55	15	43	-4
RS		4	0	14	-2	29	1	51	0	2	1	18	-2	80	1
AL		28	-13	60	18	9	-2	2	0	1	-3	88	5	11	-2
MD		23	-1	20	1	17	1	30	-1	10	0	43	0	47	0
UK		24	-2	49	7	15	-1	5	-1	7	-3	73	5	20	-2
BA		6	-7	31	0	34	2	27	4	2	1	37	-7	61	6
XK		47	-10	34	8	6	1	4	1	9	0	81	-2	10	2
TCC		12	-21	48	13	33	13	6	-6	1	1	60	-8	39	7
GE		36	3	26	-4	9	1	16	-1	13	1	62	-1	25	0

QD2.3 The EU has taken a series of actions as a response to Russia's invasion of Ukraine. To what extent you agree or disagree with each of these actions taken?  
**Welcoming into the EU people fleeing the war (%)**

		Totally agree		Tend to agree		Tend to disagree		Totally disagree		Don't know		Total 'Agree'		Total 'Disagree'	
		Mar/Apr 2026		Mar/Apr 2026		Mar/Apr 2026		Mar/Apr 2026		Mar/Apr 2026		Mar/Apr 2026		Mar/Apr 2026	
			Diff.		Diff.		Diff.		Diff.		Diff.		Diff.		Diff.
EU27		33	0	47	-1	12	0	5	0	3	1	80	-1	17	0
EURO		35	0	47	-1	11	1	4	-1	3	1	82	-1	15	0
NON EURO		27	1	46	-2	17	0	7	1	3	0	73	-1	24	1
BE		29	1	50	-2	14	0	5	0	2	1	79	-1	19	0
BG		16	-3	47	3	22	3	9	-1	6	-2	63	0	31	2
CZ		10	-1	41	1	31	2	13	-4	5	2	51	0	44	-2
DK		73	9	22	-7	2	-2	1	0	2	0	95	2	3	-2
DE		29	1	48	-4	14	2	5	0	4	1	77	-3	19	2
EE		21	-3	55	-1	15	5	6	-1	3	0	76	-4	21	4
IE		37	-3	49	4	7	-1	3	-2	4	2	86	1	10	-3
EL		29	-3	50	-2	15	4	4	1	2	0	79	-5	19	5
ES		58	2	33	-2	6	-1	1	0	2	1	91	0	7	-1
FR		32	-1	50	4	9	-1	5	-2	4	0	82	3	14	-3
HR		31	4	50	-3	13	-2	4	1	2	0	81	1	17	-1
IT		26	1	54	1	14	2	4	-5	2	1	80	2	18	-3
CY		38	8	39	-6	11	0	9	-4	3	2	77	2	20	-4
LV		38	-4	48	3	8	1	2	-1	4	1	86	-1	10	0
LT		36	-1	49	-2	10	2	2	0	3	1	85	-3	12	2
LU		48	-5	40	3	6	0	3	0	3	2	88	-2	9	0
HU		20	1	49	-3	20	3	10	-1	1	0	69	-2	30	2
MT		26	-7	52	-3	16	8	5	2	1	0	78	-10	21	10
NL		48	-2	39	1	8	0	4	1	1	0	87	-1	12	1
AT		34	-1	36	1	14	-1	15	1	1	0	70	0	29	0
PL		21	2	56	-4	16	2	4	0	3	0	77	-2	20	2
PT		21	0	71	-1	3	0	0	0	5	1	92	-1	3	0
RO		14	-1	47	-1	22	-4	14	6	3	0	61	-2	36	2
SI		23	-4	45	0	21	1	9	2	2	1	68	-4	30	3
SK		34	-5	48	0	12	3	4	1	2	1	82	-5	16	4
FI		65	2	30	-2	2	-1	1	0	2	1	95	0	3	-1
SE		76	-2	20	0	3	2	0	0	1	0	96	-2	3	2











QD2.3 The EU has taken a series of actions as a response to Russia's invasion of Ukraine. To what extent you agree or disagree with each of these actions taken?  
**Welcoming into the EU people fleeing the war (%)**

		Totally agree		Tend to agree		Tend to disagree		Totally disagree		Don't know		Total 'Agree'		Total 'Disagree'	
		Mar/Apr 2026		Mar/Apr 2026		Mar/Apr 2026		Mar/Apr 2026		Mar/Apr 2026		Mar/Apr 2026		Mar/Apr 2026	
			Diff.		Diff.		Diff.		Diff.		Diff.		Diff.		Diff.
EU27		33	0	47	-1	12	0	5	0	3	1	80	-1	17	0
EURO		35	0	47	-1	11	1	4	-1	3	1	82	-1	15	0
NON EURO		27	1	46	-2	17	0	7	1	3	0	73	-1	24	1
TR		18	0	25	-16	22	-5	29	18	6	3	43	-16	51	13
MK		29	-8	44	2	18	4	8	2	1	0	73	-6	26	6
ME		27	5	46	20	20	-2	6	-12	1	-11	73	25	26	-14
RS		28	-13	41	1	19	7	10	4	2	1	69	-12	29	11
AL		38	-14	54	12	6	2	1	0	1	0	92	-2	7	2
MD		39	-3	33	4	11	0	11	-1	6	0	72	1	22	-1
UK		31	-4	53	8	9	0	3	-1	4	-3	84	4	12	-1
BA		20	-11	40	-4	29	9	9	5	2	1	60	-15	38	14
XK		54	-12	34	10	5	2	2	1	5	-1	88	-2	7	3
TCC		17	-30	40	12	34	18	8	-1	1	1	57	-18	42	17
GE		60	2	28	-2	2	-2	4	0	6	2	88	0	6	-2

QD2.4 The EU has taken a series of actions as a response to Russia's invasion of Ukraine. To what extent you agree or disagree with each of these actions taken?  
**Providing financial and humanitarian support to Ukraine (%)**

		Totally agree		Tend to agree		Tend to disagree		Totally disagree		Don't know		Total 'Agree'		Total 'Disagree'	
		Mar/Apr 2026		Mar/Apr 2026		Mar/Apr 2026		Mar/Apr 2026		Mar/Apr 2026		Mar/Apr 2026		Mar/Apr 2026	
			Diff.		Diff.		Diff.		Diff.		Diff.		Diff.		Diff.
EU27		28	-2	47	0	15	2	7	-1	3	1	75	-2	22	1
EURO		29	-2	47	0	14	1	7	0	3	1	76	-2	21	1
NON EURO		26	1	45	-3	17	1	9	0	3	1	71	-2	26	1
BE		23	0	45	-4	20	2	10	1	2	1	68	-4	30	3
BG		14	-2	42	-3	23	4	16	1	5	0	56	-5	39	5
CZ		12	-3	46	6	26	1	13	-4	3	0	58	3	39	-3
DK		70	1	24	-1	4	0	0	-1	2	1	94	0	4	-1
DE		31	-3	47	-1	13	2	7	1	2	1	78	-4	20	3
EE		23	-1	48	0	15	-2	8	0	6	3	71	-1	23	-2
IE		40	-1	48	1	6	-1	3	0	3	1	88	0	9	-1
EL		23	3	47	-3	20	1	8	0	2	-1	70	0	28	1
ES		39	-3	46	5	9	-1	4	-1	2	0	85	2	13	-2
FR		23	-3	46	-1	17	4	10	0	4	0	69	-4	27	4
HR		27	0	52	0	15	0	4	-1	2	1	79	0	19	-1
IT		18	-1	55	1	18	3	6	-4	3	1	73	0	24	-1
CY		32	6	38	1	13	-4	15	-3	2	0	70	7	28	-7
LV		36	-8	41	2	14	7	5	-1	4	0	77	-6	19	6
LT		37	0	44	-4	11	0	5	3	3	1	81	-4	16	3
LU		38	-10	45	10	8	0	7	1	2	-1	83	0	15	1
HU		15	-1	40	-10	25	5	17	4	3	2	55	-11	42	9
MT		21	-11	57	3	14	4	7	4	1	0	78	-8	21	8
NL		50	1	33	-3	11	2	6	1	0	-1	83	-2	17	3
AT		36	-2	34	0	13	2	16	0	1	0	70	-2	29	2
PL		20	0	56	-5	15	2	5	1	4	2	76	-5	20	3
PT		19	-2	68	0	8	2	1	1	4	-1	87	-2	9	3
RO		11	4	45	-2	24	-2	17	1	3	-1	56	2	41	-1
SI		20	-7	46	1	22	4	10	1	2	1	66	-6	32	5
SK		28	-8	44	-1	18	6	8	1	2	2	72	-9	26	7
FI		58	-5	35	5	4	-1	1	0	2	1	93	0	5	-1
SE		73	-1	23	0	2	0	1	0	1	1	96	-1	3	0

QD2.4 The EU has taken a series of actions as a response to Russia's invasion of Ukraine. To what extent you agree or disagree with each of these actions taken?  
**Providing financial and humanitarian support to Ukraine (%)**

		Totally agree		Tend to agree		Tend to disagree		Totally disagree		Don't know		Total 'Agree'		Total 'Disagree'	
		Mar/Apr 2026	Diff. Mar/Apr 2026 - Oct/Nov 2025	Mar/Apr 2026	Diff. Mar/Apr 2026 - Oct/Nov 2025	Mar/Apr 2026	Diff. Mar/Apr 2026 - Oct/Nov 2025	Mar/Apr 2026	Diff. Mar/Apr 2026 - Oct/Nov 2025	Mar/Apr 2026	Diff. Mar/Apr 2026 - Oct/Nov 2025	Mar/Apr 2026	Diff. Mar/Apr 2026 - Oct/Nov 2025	Mar/Apr 2026	Diff. Mar/Apr 2026 - Oct/Nov 2025
EU27		28	-2	47	0	15	2	7	-1	3	1	75	-2	22	1
EURO		29	-2	47	0	14	1	7	0	3	1	76	-2	21	1
NON EURO		26	1	45	-3	17	1	9	0	3	1	71	-2	26	1
TR		15	-3	27	-15	23	-2	30	18	5	2	42	-18	53	16
MK		23	-15	50	5	17	5	10	5	0	0	73	-10	27	10
ME		24	0	39	11	27	8	8	-10	2	-9	63	11	35	-2
RS		19	-9	38	-3	22	5	19	6	2	1	57	-12	41	11
AL		36	-16	58	16	5	1	0	-1	1	0	94	0	5	0
MD		37	-5	33	1	11	1	13	3	6	0	70	-4	24	4
UK		31	-7	51	7	10	0	4	1	4	-1	82	0	14	1
BA		19	-12	46	9	24	2	10	1	1	0	65	-3	34	3
XK		50	-16	39	15	4	1	2	1	5	-1	89	-1	6	2
TCC		19	-28	49	14	26	16	5	-3	1	1	68	-14	31	13
GE		55	-3	29	-1	4	2	6	1	6	1	84	-4	10	3

QD2.5 The EU has taken a series of actions as a response to Russia's invasion of Ukraine. To what extent you agree or disagree with each of these actions taken?  
**Granting Ukraine candidate status as a potential Member of the EU (%)**

		Totally agree		Tend to agree		Tend to disagree		Totally disagree		Don't know		Total 'Agree'		Total 'Disagree'	
		Mar/Apr 2026		Mar/Apr 2026		Mar/Apr 2026		Mar/Apr 2026		Mar/Apr 2026		Mar/Apr 2026		Mar/Apr 2026	
			Diff.		Diff.		Diff.		Diff.		Diff.		Diff.		Diff.
EU27		20	0	37	-2	22	0	14	1	7	1	57	-2	36	1
EURO		20	0	37	-1	22	0	14	1	7	0	57	-1	36	1
NON EURO		20	2	39	-1	22	0	14	0	5	-1	59	1	36	0
BE		20	5	38	-4	24	0	15	-1	3	0	58	1	39	-1
BG		13	5	30	1	25	0	20	-5	12	-1	43	6	45	-5
CZ		6	-2	23	4	32	1	32	-4	7	1	29	2	64	-3
DK		44	0	30	0	14	1	7	-1	5	0	74	0	21	0
DE		16	1	33	-3	27	0	17	1	7	1	49	-2	44	1
EE		17	-2	42	3	19	2	15	-3	7	0	59	1	34	-1
IE		35	4	41	1	13	-1	6	-2	5	-2	76	5	19	-3
EL		8	-3	33	-3	31	3	20	3	8	0	41	-6	51	6
ES		35	1	39	4	12	-3	7	-1	7	-1	74	5	19	-4
FR		16	-2	30	-5	25	4	19	3	10	0	46	-7	44	7
HR		28	3	46	-1	15	-4	6	0	5	2	74	2	21	-4
IT		16	2	45	-1	24	0	10	-1	5	0	61	1	34	-1
CY		11	-1	30	2	24	-3	27	-1	8	3	41	1	51	-4
LV		30	-1	34	0	16	0	10	0	10	1	64	-1	26	0
LT		31	1	41	0	14	-2	8	1	6	0	72	1	22	-1
LU		22	-6	34	0	21	5	18	0	5	1	56	-6	39	5
HU		9	0	30	-2	27	1	30	1	4	0	39	-2	57	2
MT		13	-7	40	-4	25	4	12	3	10	4	53	-11	37	7
NL		28	1	39	1	19	-4	12	2	2	0	67	2	31	-2
AT		21	-5	28	-1	22	6	26	1	3	-1	49	-6	48	7
PL		17	1	48	-5	22	2	7	1	6	1	65	-4	29	3
PT		13	-6	64	3	12	4	2	0	9	-1	77	-3	14	4
RO		13	1	43	1	22	-7	18	8	4	-3	56	2	40	1
SI		12	-5	34	0	28	2	19	0	7	3	46	-5	47	2
SK		13	-7	26	-12	27	7	30	12	4	0	39	-19	57	19
FI		32	-5	39	2	16	3	5	0	8	0	71	-3	21	3
SE		52	-2	32	3	9	1	4	0	3	-2	84	1	13	1

QD3.1 Please tell to what extent you agree or disagree with each of the following statements.





























**Russia's invasion of Ukraine is a threat to the security of the EU (%)**

		Totally agree		Tend to agree		Tend to disagree		Totally disagree		Don't know		Total 'Agree'		Total 'Disagree'	
		Mar/Apr 2026		Mar/Apr 2026		Mar/Apr 2026		Mar/Apr 2026		Mar/Apr 2026		Mar/Apr 2026		Mar/Apr 2026	
			Diff.		Diff.		Diff.		Diff.		Diff.		Diff.		Diff.
EU27		36	-1	40	0	15	1	6	0	3	0	76	-1	21	1
EURO		35	-3	40	0	15	2	6	0	4	1	75	-3	21	2
NON EURO		37	4	39	-2	16	-1	6	0	2	-1	76	2	22	-1
BE		31	-5	44	0	17	4	5	0	3	1	75	-5	22	4
BG		18	0	35	2	25	-1	13	-2	9	1	53	2	38	-3
CZ		31	-4	36	2	21	1	8	0	4	1	67	-2	29	1
DK		72	-2	19	0	4	-1	2	1	3	2	91	-2	6	0
DE		41	-2	36	-3	14	2	5	1	4	2	77	-5	19	3
EE		31	-9	40	9	17	1	8	0	4	-1	71	0	25	1
IE		48	-2	38	-1	7	2	1	-1	6	2	86	-3	8	1
EL		14	-4	39	-5	26	5	18	5	3	-1	53	-9	44	10
ES		41	-3	41	4	9	-1	5	0	4	0	82	1	14	-1
FR		29	-5	39	-2	18	5	9	1	5	1	68	-7	27	6
HR		30	0	44	-4	15	-2	6	3	5	3	74	-4	21	1
IT		30	4	43	-2	19	0	6	-3	2	1	73	2	25	-3
CY		15	-1	31	4	27	-3	23	0	4	0	46	3	50	-3
LV		45	-1	30	4	13	-1	7	0	5	-2	75	3	20	-1
LT		45	-5	36	3	12	2	3	0	4	0	81	-2	15	2
LU		38	-8	39	6	13	-1	7	2	3	1	77	-2	20	1
HU		19	1	43	-4	26	4	9	-2	3	1	62	-3	35	2
MT		31	-3	47	-2	18	7	2	-2	2	0	78	-5	20	5
NL		51	-4	34	8	10	-2	5	0	0	-2	85	4	15	-2
AT		35	-3	35	5	17	2	10	-2	3	-2	70	2	27	0
PL		35	5	45	-7	15	1	3	0	2	1	80	-2	18	1
PT		29	4	63	-4	5	1	0	0	3	-1	92	0	5	1
RO		23	7	43	0	20	-6	11	2	3	-3	66	7	31	-4
SI		26	-7	44	3	20	1	8	2	2	1	70	-4	28	3
SK		34	-10	40	3	17	4	6	1	3	2	74	-7	23	5
FI		63	-6	30	6	4	0	2	1	1	-1	93	0	6	1
SE		74	-4	20	4	3	0	2	0	1	0	94	0	5	0

Standard Eurobarometer 105  
Spring 2026



QD3.2 Please tell to what extent you agree or disagree with each of the following statements.

**Russia's invasion of Ukraine is a threat to the security of (OUR COUNTRY) (%)**

		Totally agree		Tend to agree		Tend to disagree		Totally disagree		Don't know		Total 'Agree'		Total 'Disagree'	
		Mar/Apr 2026		Mar/Apr 2026		Mar/Apr 2026		Mar/Apr 2026		Mar/Apr 2026		Mar/Apr 2026		Mar/Apr 2026	
			Diff.		Diff.		Diff.		Diff.		Diff.		Diff.		Diff.
EU27		31	-2	39	-1	19	3	8	0	3	0	70	-3	27	3
EURO		29	-4	39	-1	20	4	9	1	3	0	68	-5	29	5
NON EURO		36	3	41	1	15	-2	6	-1	2	-1	77	4	21	-3
BE		25	-3	41	-3	24	5	8	1	2	0	66	-6	32	6
BG		17	1	32	1	26	0	17	-3	8	1	49	2	43	-3
CZ		33	-3	32	4	23	-1	8	-1	4	1	65	1	31	-2
DK		53	-3	32	3	10	0	3	-1	2	1	85	0	13	-1
DE		36	-3	36	-2	18	4	6	0	4	1	72	-5	24	4
EE		32	-8	38	8	16	-1	9	1	5	0	70	0	25	0
IE		32	-4	41	8	18	-2	4	-1	5	-1	73	4	22	-3
EL		12	-3	36	-7	28	3	22	8	2	-1	48	-10	50	11
ES		30	-8	42	7	17	1	7	0	4	0	72	-1	24	1
FR		23	-7	39	-2	23	8	11	1	4	0	62	-9	34	9
HR		27	1	40	-7	20	1	9	4	4	1	67	-6	29	5
IT		27	2	43	-2	21	3	8	-3	1	0	70	0	29	0
CY		5	-1	22	4	30	-4	40	2	3	-1	27	3	70	-2
LV		46	-3	27	4	13	-1	8	0	6	0	73	1	21	-1
LT		48	-5	34	4	11	1	4	1	3	-1	82	-1	15	2
LU		26	-7	37	1	22	2	12	3	3	1	63	-6	34	5
HU		20	1	41	-4	26	3	10	-1	3	1	61	-3	36	2
MT		16	2	40	-11	33	11	9	-2	2	0	56	-9	42	9
NL		36	-1	39	1	18	2	6	-1	1	-1	75	0	24	1
AT		30	1	31	-2	20	3	13	-2	6	0	61	-1	33	1
PL		40	3	45	-3	10	-1	4	1	1	0	85	0	14	0
PT		23	3	59	-9	14	7	1	-1	3	0	82	-6	15	6
RO		24	6	43	1	21	-4	9	0	3	-3	67	7	30	-4
SI		17	-6	40	-2	31	6	10	1	2	1	57	-8	41	7
SK		34	-9	37	1	21	6	6	1	2	1	71	-8	27	7
FI		51	-4	35	1	9	3	3	0	2	0	86	-3	12	3
SE		54	-5	33	5	9	2	4	-2	0	0	87	0	13	0

QD3.2 Please tell to what extent you agree or disagree with each of the following statements.

**Russia's invasion of Ukraine is a threat to the security of (OUR COUNTRY) (%)**

		Totally agree		Tend to agree		Tend to disagree		Totally disagree		Don't know		Total 'Agree'		Total 'Disagree'	
		Mar/Apr 2026		Mar/Apr 2026		Mar/Apr 2026		Mar/Apr 2026		Mar/Apr 2026		Mar/Apr 2026		Mar/Apr 2026	
			Diff.		Diff.		Diff.		Diff.		Diff.		Diff.		Diff.
EU27		31	-2	39	-1	19	3	8	0	3	0	70	-3	27	3
EURO		29	-4	39	-1	20	4	9	1	3	0	68	-5	29	5
NON EURO		36	3	41	1	15	-2	6	-1	2	-1	77	4	21	-3
UK		26	-4	51	8	15	1	4	-1	4	-4	77	4	19	0
XK		48	0	37	6	6	0	4	-2	5	-4	85	6	10	-2
TCC		18	4	44	23	32	2	6	-29	0	0	62	27	38	-27

Standard Eurobarometer 105  
Spring 2026

QD3.3 Please tell to what extent you agree or disagree with each of the following statements.

**The EU should support Ukraine until a lasting and just peace is achieved (%)**

		Totally agree		Tend to agree		Tend to disagree		Totally disagree		Don't know		Total 'Agree'		Total 'Disagree'	
		Mar/Apr 2026		Mar/Apr 2026		Mar/Apr 2026		Mar/Apr 2026		Mar/Apr 2026		Mar/Apr 2026		Mar/Apr 2026	
			Diff.		Diff.		Diff.		Diff.		Diff.		Diff.		Diff.
EU27		32	-1	44	0	13	0	7	0	4	1	76	-1	20	0
EURO		31	-3	45	1	13	1	7	0	4	1	76	-2	20	1
NON EURO		32	1	41	-2	16	1	8	0	3	0	73	-1	24	1
BE		28	2	47	-3	17	1	6	0	2	0	75	-1	23	1
BG		18	-1	40	2	18	-2	13	-1	11	2	58	1	31	-3
CZ		18	0	32	2	28	3	17	-4	5	-1	50	2	45	-1
DK		73	-1	20	-2	3	1	1	0	3	2	93	-3	4	1
DE		31	-3	41	-2	14	1	9	2	5	2	72	-5	23	3
EE		32	-5	40	7	14	1	8	-2	6	-1	72	2	22	-1
IE		46	0	36	-4	9	3	4	1	5	0	82	-4	13	4
EL		17	-6	47	1	25	1	8	4	3	0	64	-5	33	5
ES		45	-1	40	4	9	0	3	-1	3	-2	85	3	12	-1
FR		28	-4	46	0	13	1	8	2	5	1	74	-4	21	3
HR		31	2	47	-5	12	-2	4	1	6	4	78	-3	16	-1
IT		21	-1	56	5	14	-3	6	-2	3	1	77	4	20	-5
CY		15	1	33	-1	25	2	24	-1	3	-1	48	0	49	1
LV		44	-6	32	4	12	3	6	0	6	-1	76	-2	18	3
LT		41	-4	38	2	10	0	7	2	4	0	79	-2	17	2
LU		38	-8	38	4	14	4	8	0	2	0	76	-4	22	4
HU		16	-2	41	-8	25	6	14	3	4	1	57	-10	39	9
MT		23	-9	54	3	14	1	7	4	2	1	77	-6	21	5
NL		47	-5	36	4	11	0	5	1	1	0	83	-1	16	1
AT		33	-2	32	-1	14	4	18	-1	3	0	65	-3	32	3
PL		28	2	53	-5	13	2	4	1	2	0	81	-3	17	3
PT		22	-5	71	4	2	0	1	0	4	1	93	-1	3	0
RO		15	3	47	0	22	-2	12	0	4	-1	62	3	34	-2
SI		20	-13	40	1	25	8	11	2	4	2	60	-12	36	10
SK		27	-8	31	-5	20	7	16	3	6	3	58	-13	36	10
FI		71	-3	23	2	3	1	1	0	2	0	94	-1	4	1
SE		87	-1	10	3	2	0	1	-1	0	-1	97	2	3	-1

QD3.4 Please tell to what extent you agree or disagree with each of the following statements.

**Cooperation in defence matters at EU level should be increased (%)**

		Totally agree		Tend to agree		Tend to disagree		Totally disagree		Don't know		Total 'Agree'		Total 'Disagree'	
		Mar/Apr 2026		Mar/Apr 2026		Mar/Apr 2026		Mar/Apr 2026		Mar/Apr 2026		Mar/Apr 2026		Mar/Apr 2026	
			Diff.		Diff.		Diff.		Diff.		Diff.		Diff.		Diff.
EU27		34	-1	46	1	10	0	5	0	5	0	80	0	15	0
EURO		35	-1	46	1	9	0	4	-1	6	1	81	0	13	-1
NON EURO		33	2	46	0	13	0	5	-1	3	-1	79	2	18	-1
BE		38	1	48	0	10	0	3	0	1	-1	86	1	13	0
BG		24	2	47	4	12	-3	7	-1	10	-2	71	6	19	-4
CZ		27	2	44	2	17	-2	7	-2	5	0	71	4	24	-4
DK		66	3	24	-2	5	0	2	0	3	-1	90	1	7	0
DE		43	-4	41	1	7	0	3	0	6	3	84	-3	10	0
EE		36	-4	38	3	10	0	7	0	9	1	74	-1	17	0
IE		37	-2	45	3	7	2	2	-2	9	-1	82	1	9	0
EL		23	-5	50	-1	17	4	7	2	3	0	73	-6	24	6
ES		39	-1	46	7	7	-2	3	-1	5	-3	85	6	10	-3
FR		29	-4	48	0	9	2	5	0	9	2	77	-4	14	2
HR		29	0	54	0	8	-4	4	1	5	3	83	0	12	-3
IT		23	4	53	2	14	-2	5	-3	5	-1	76	6	19	-5
CY		44	2	40	3	5	-5	7	-1	4	1	84	5	12	-6
LV		48	-5	34	3	6	-1	4	1	8	2	82	-2	10	0
LT		49	0	36	-3	7	0	3	2	5	1	85	-3	10	2
LU		42	-10	48	11	5	0	3	1	2	-2	90	1	8	1
HU		26	-1	48	-3	17	3	6	1	3	0	74	-4	23	4
MT		28	-4	50	0	14	3	5	0	3	1	78	-4	19	3
NL		53	0	35	1	7	0	4	0	1	-1	88	1	11	0
AT		35	-4	39	1	12	3	9	1	5	-1	74	-3	21	4
PL		32	2	53	-1	9	-1	4	0	2	0	85	1	13	-1
PT		20	4	72	2	2	-1	0	0	6	-5	92	6	2	-1
RO		21	4	47	1	21	-1	7	-2	4	-2	68	5	28	-3
SI		19	-6	49	5	20	2	9	-2	3	1	68	-1	29	0
SK		32	0	47	5	12	-1	4	-4	5	0	79	5	16	-5
FI		53	-5	37	3	4	1	2	0	4	1	90	-2	6	1
SE		53	-3	35	3	7	1	2	-2	3	1	88	0	9	-1

Standard Eurobarometer 105  
Spring 2026


QD3.5 Please tell to what extent you agree or disagree with each of the following statements.

**More money should be spent on defence in the EU (%)**

		Totally agree		Tend to agree		Tend to disagree		Totally disagree		Don't know		Total 'Agree'		Total 'Disagree'	
		Mar/Apr 2026		Mar/Apr 2026		Mar/Apr 2026		Mar/Apr 2026		Mar/Apr 2026		Mar/Apr 2026		Mar/Apr 2026	
			Diff.		Diff.		Diff.		Diff.		Diff.		Diff.		Diff.
EU27		22	-2	42	1	20	2	9	-1	7	0	64	-1	29	1
EURO		21	-3	41	1	21	2	10	0	7	0	62	-2	31	2
NON EURO		26	4	45	0	17	-1	7	-3	5	0	71	4	24	-4
BE		19	-2	45	-2	25	4	8	0	3	0	64	-4	33	4
BG		14	2	34	2	23	-2	15	-1	14	-1	48	4	38	-3
CZ		16	1	37	4	25	-3	16	-2	6	0	53	5	41	-5
DK		47	-1	33	-1	11	1	4	1	5	0	80	-2	15	2
DE		25	-7	37	-1	21	5	10	2	7	1	62	-8	31	7
EE		21	-1	38	1	18	0	13	0	10	0	59	0	31	0
IE		30	-2	43	5	13	-1	6	-1	8	-1	73	3	19	-2
EL		10	-4	37	0	29	7	19	-1	5	-2	47	-4	48	6
ES		22	-3	42	5	17	1	12	0	7	-3	64	2	29	1
FR		23	0	41	4	18	-1	7	-1	11	-2	64	4	25	-2
HR		23	1	44	-2	18	-4	7	1	8	4	67	-1	25	-3
IT		12	-1	45	4	27	0	11	-3	5	0	57	3	38	-3
CY		36	5	36	1	15	-3	10	-3	3	0	72	6	25	-6
LV		27	-3	36	4	18	-1	10	0	9	0	63	1	28	-1
LT		34	1	37	-6	14	1	8	2	7	2	71	-5	22	3
LU		32	1	41	3	14	0	9	0	4	-4	73	4	23	0
HU		23	1	40	-8	24	4	9	2	4	1	63	-7	33	6
MT		19	-1	45	-4	17	-2	15	6	4	1	64	-5	32	4
NL		34	-1	40	-1	16	0	8	2	2	0	74	-2	24	2
AT		28	-1	33	-2	18	5	16	1	5	-3	61	-3	34	6
PL		28	4	52	-3	12	-1	4	-1	4	1	80	1	16	-2
PT		14	4	60	-6	14	6	2	-1	10	-3	74	-2	16	5
RO		16	3	45	3	23	0	11	-5	5	-1	61	6	34	-5
SI		11	-6	35	4	33	3	18	-1	3	0	46	-2	51	2
SK		22	5	35	-3	25	2	12	-3	6	-1	57	2	37	-1
FI		33	-1	39	-2	15	1	2	-1	11	3	72	-3	17	0
SE		33	3	41	-1	14	-1	5	-4	7	3	74	2	19	-5


QD3.6 Please tell to what extent you agree or disagree with each of the following statements.

**You have recently taken action to reduce your own energy consumption or you plan to do so in the near future (%)**

		Totally agree		Tend to agree		Tend to disagree		Totally disagree		Don't know		Total 'Agree'		Total 'Disagree'	
		Mar/Apr 2026	Diff. Mar/Apr 2026 - Mar/Apr 2025	Mar/Apr 2026	Diff. Mar/Apr 2026 - Mar/Apr 2025	Mar/Apr 2026	Diff. Mar/Apr 2026 - Mar/Apr 2025	Mar/Apr 2026	Diff. Mar/Apr 2026 - Mar/Apr 2025	Mar/Apr 2026	Diff. Mar/Apr 2026 - Mar/Apr 2025	Mar/Apr 2026	Diff. Mar/Apr 2026 - Mar/Apr 2025	Mar/Apr 2026	Diff. Mar/Apr 2026 - Mar/Apr 2025
UK		22	-4	55	3	16	1	4	1	3	-1	77	-1	20	2
XK		58	9	33	-7	5	-1	2	0	2	-1	91	2	7	-1
TCC		17	-9	45	1	31	12	6	-4	1	0	62	-8	37	8


QD4.1 Thinking about the consequences of the war in Ukraine, please tell to what extent you agree or disagree with the following statements.

**The war in Ukraine has serious financial consequences for you personally (%)**

		Totally agree		Tend to agree		Tend to disagree		Totally disagree		Don't know	Total 'Agree'		Total 'Disagree'		
		Mar/Apr 2026	Diff. Mar/Apr 2026 - Mar/Apr 2025	Mar/Apr 2026	Diff. Mar/Apr 2026 - Mar/Apr 2025	Mar/Apr 2026	Diff. Mar/Apr 2026 - Mar/Apr 2025	Mar/Apr 2026	Diff. Mar/Apr 2026 - Mar/Apr 2025		Mar/Apr 2026	Diff. Mar/Apr 2026 - Mar/Apr 2025	Mar/Apr 2026	Diff. Mar/Apr 2026 - Mar/Apr 2025	
UK		11	1	39	-1	35	2	10	-2	5	0	50	0	45	0
XK		46	1	35	-3	10	2	7	1	2	-1	81	-2	17	3
TCC		16	-5	37	-3	36	12	10	-4	1	0	53	-8	46	8





























QD4.2 Thinking about the consequences of the war in Ukraine, please tell to what extent you agree or disagree with the following statements.

**The war in Ukraine has serious economic consequences for (OUR COUNTRY) (%)**

		Totally agree		Tend to agree		Tend to disagree		Totally disagree		Don't know	Total 'Agree'		Total 'Disagree'		
		Mar/Apr 2026	Diff. Mar/Apr 2026 - Mar/Apr 2025	Mar/Apr 2026	Diff. Mar/Apr 2026 - Mar/Apr 2025	Mar/Apr 2026	Diff. Mar/Apr 2026 - Mar/Apr 2025	Mar/Apr 2026	Diff. Mar/Apr 2026 - Mar/Apr 2025		Mar/Apr 2026	Diff. Mar/Apr 2026 - Mar/Apr 2025	Mar/Apr 2026	Diff. Mar/Apr 2026 - Mar/Apr 2025	
UK		22	-5	56	0	14	4	2	0	6	1	78	-5	16	4
XK		54	2	35	-1	5	-3	3	1	3	1	89	1	8	-2
TCC		16	-3	40	-6	34	14	8	-7	2	2	56	-9	42	7

Standard Eurobarometer 105  
Spring 2026

QE1 With which of the following two statements do you most agree? (%)

		The EU should have greater financial means given its political objectives		The EU's financial means match its political objectives		Don't know	
		Mar/Apr 2026	Diff. Mar/Apr 2026 - Oct/Nov 2025	Mar/Apr 2026	Diff. Mar/Apr 2026 - Oct/Nov 2025	Mar/Apr 2026	Diff. Mar/Apr 2026 - Oct/Nov 2025
EU27		48	1	42	0	10	-1
EURO		47	1	43	1	10	-2
NON EURO		51	1	41	-1	8	0
BE		43	-1	50	-1	7	2
BG		45	1	39	0	16	-1
CZ		36	0	52	-1	12	1
DK		25	-2	64	3	11	-1
DE		43	4	49	-2	8	-2
EE		43	0	44	2	13	-2
IE		50	-5	38	7	12	-2
EL		49	-3	45	5	6	-2
ES		53	-5	38	10	9	-5
FR		45	7	37	-6	18	-1
HR		66	1	28	-5	6	4
IT		48	-3	47	6	5	-3
CY		71	5	23	-2	6	-3
LV		52	2	34	-5	14	3
LT		42	-3	45	6	13	-3
LU		53	5	38	-4	9	-1
HU		53	-6	42	7	5	-1
MT		69	2	27	-3	4	1
NL		47	2	45	2	8	-4
AT		46	4	44	-3	10	-1
PL		59	0	33	-2	8	2
PT		61	8	26	-4	13	-4
RO		59	3	34	-4	7	1
SI		33	0	63	2	4	-2
SK		44	1	49	0	7	-1
FI		39	-7	45	3	16	4
SE		34	3	54	-3	12	0

QE2a On which of the following do you think most of the EU budget is spent? Firstly?  
(%)





























		Scientific research and innovation		Education, training, culture and media		Transport and energy infrastructures		Competitiveness and SMEs		Digital infrastructures		Climate change and environmental protection		Agriculture and rural development		Regional investment		Assistance to EU neighbours, including candidate countries		Development and humanitarian aid to countries outside the EU	
		Mar/Apr 2026	Diff. Mar/Apr 2026 - Oct/Nov 2025	Mar/Apr 2026	Diff. Mar/Apr 2026 - Oct/Nov 2025	Mar/Apr 2026	Diff. Mar/Apr 2026 - Oct/Nov 2025	Mar/Apr 2026	Diff. Mar/Apr 2026 - Oct/Nov 2025	Mar/Apr 2026	Diff. Mar/Apr 2026 - Oct/Nov 2025	Mar/Apr 2026	Diff. Mar/Apr 2026 - Oct/Nov 2025	Mar/Apr 2026	Diff. Mar/Apr 2026 - Oct/Nov 2025	Mar/Apr 2026	Diff. Mar/Apr 2026 - Oct/Nov 2025	Mar/Apr 2026	Diff. Mar/Apr 2026 - Oct/Nov 2025	Mar/Apr 2026	Diff. Mar/Apr 2026 - Oct/Nov 2025
EU27		3	-1	3	0	5	0	2	0	2	0	6	0	10	-1	4	0	6	0	5	1
EURO		3	-1	3	0	5	0	2	0	2	0	6	0	9	-1	3	0	6	0	4	0
NON EURO		3	0	2	-1	6	-1	2	0	3	1	6	-1	12	0	6	1	7	1	5	0
BE		4	0	2	-1	6	2	2	-1	3	0	5	-1	9	0	4	-1	6	-2	3	-1
BG		2	-2	2	0	6	1	3	0	3	0	5	0	4	-1	4	-1	5	0	3	0
CZ		4	1	2	-1	6	-1	2	0	3	0	10	1	7	-1	4	-3	7	1	5	0
DK		1	-1	1	0	3	1	1	-1	1	0	4	-3	35	4	4	-1	4	1	3	-1
DE		1	0	1	0	4	-1	2	1	2	1	4	-1	16	-1	2	0	7	0	4	0
EE		2	1	2	-1	9	0	1	-1	3	1	10	0	6	2	4	0	9	2	4	-1
IE		2	-1	5	1	9	2	2	-1	2	0	7	-1	8	-3	6	2	6	1	4	2
EL		3	-1	2	0	8	2	1	0	6	3	6	0	3	-1	5	2	5	-2	2	0
ES		2	-2	5	1	7	0	1	0	1	-1	5	-2	5	1	3	1	4	0	4	1
FR		4	0	3	0	3	-1	2	-1	1	0	7	2	9	-3	2	0	7	-1	4	1
HR		3	-1	3	-3	7	2	3	0	4	1	4	-2	5	0	5	0	10	5	6	-1
IT		7	0	4	0	6	2	2	0	3	0	5	-2	3	-1	4	-1	5	-1	6	1
CY		3	0	4	-1	3	-1	2	1	1	0	3	-1	4	-1	1	-4	5	0	3	1
LV		2	1	2	-1	5	2	1	0	1	0	5	-2	4	0	4	-1	4	-2	3	0
LT		2	0	3	0	5	-2	2	-1	2	1	5	1	4	-3	3	0	6	2	2	0
LU		3	2	2	-1	4	-2	2	1	2	0	4	-1	13	0	2	-2	6	-1	2	-2
HU		4	0	2	-2	4	-1	4	-2	3	0	5	-1	5	-1	4	0	11	3	8	3
MT		4	0	5	-1	5	1	2	1	3	0	4	-5	5	-1	8	-2	5	-1	1	-2
NL		2	0	2	0	3	0	1	0	3	2	8	0	25	1	4	-2	6	1	5	0
AT		3	-1	3	0	6	1	2	0	3	1	7	1	13	1	5	-2	10	2	6	-1
PL		2	-1	2	0	6	-2	2	0	3	0	7	-2	8	1	5	1	5	0	6	1
PT		2	-2	3	0	2	-1	4	2	2	0	5	0	6	2	3	1	13	6	4	-2
RO		3	-1	5	0	6	-2	3	1	4	1	4	-2	6	-2	6	1	9	1	6	0
SI		1	-1	2	0	6	0	4	1	2	0	5	1	7	-1	3	-1	6	-1	4	1
SK		3	0	2	-1	5	-2	3	0	4	2	7	-1	4	-1	7	3	13	2	6	-1
FI		1	0	1	0	6	3	3	2	1	1	5	-2	18	2	11	-1	5	1	1	-1
SE		1	0	0	0	8	1	0	0	0	0	4	0	37	1	11	0	5	-1	3	0

Standard Eurobarometer 105  
Spring 2026

QE2a On which of the following do you think most of the EU budget is spent? Firstly?  
(%)

		Security and defence		Immigration issues		Employment, social affairs and public health		Administrative and personnel costs, buildings		Preparedness and civil protection		Other (SPONTANEOUS)		None (SPONTANEOUS)		Don't know	
		Mar/Apr 2026	Diff. Mar/Apr 2026 - Oct/Nov 2025	Mar/Apr 2026	Diff. Mar/Apr 2026 - Oct/Nov 2025	Mar/Apr 2026	Diff. Mar/Apr 2026 - Oct/Nov 2025	Mar/Apr 2026	Diff. Mar/Apr 2026 - Oct/Nov 2025	Mar/Apr 2026	Diff. Mar/Apr 2026 - Oct/Nov 2025	Mar/Apr 2026	Diff. Mar/Apr 2026 - Oct/Nov 2025	Mar/Apr 2026	Diff. Mar/Apr 2026 - Oct/Nov 2025	Mar/Apr 2026	Diff. Mar/Apr 2026 - Oct/Nov 2025
EU27		17	1	6	-1	6	0	14	0	2	0	0	0	1	1	8	0
EURO		17	2	6	-1	6	0	16	0	1	-1	1	1	1	1	9	0
NON EURO		19	1	6	-1	5	-1	7	-1	5	1	0	0	0	0	6	1
BE		21	4	7	-1	7	-1	14	3	2	-1	0	0	0	0	5	1
BG		19	4	9	1	6	0	13	-1	3	1	1	0	1	0	11	-2
CZ		19	2	9	-1	4	0	6	1	1	-1	0	0	0	0	11	2
DK		21	5	1	0	3	-1	10	-3	1	0	0	0	0	0	7	0
DE		16	4	6	0	4	0	23	-3	1	0	0	0	0	0	7	0
EE		23	-2	4	-2	3	0	6	0	2	0	1	0	1	1	10	0
IE		14	1	10	-3	9	1	8	0	1	0	0	0	0	0	7	-1
EL		14	-6	12	0	3	-1	21	4	4	0	0	0	0	0	5	0
ES		14	-2	5	-1	11	3	20	0	2	1	1	0	1	0	9	0
FR		21	2	5	1	4	-3	10	1	1	0	0	-1	1	1	16	2
HR		14	0	9	-1	9	-1	12	1	1	-1	1	1	0	0	4	0
IT		16	2	9	0	6	-1	16	5	1	-1	0	0	1	0	6	-3
CY		24	9	14	-5	6	2	12	0	3	1	0	0	0	-1	12	0
LV		30	-2	5	1	4	2	9	1	2	-1	2	2	0	0	17	0
LT		36	1	4	-1	6	-1	9	2	2	0	0	0	0	0	9	1
LU		21	1	5	-4	4	-1	19	5	2	1	0	0	0	0	9	4
HU		16	2	11	-2	8	0	5	0	3	0	0	0	0	0	7	1
MT		17	3	8	4	12	3	14	-3	2	1	0	0	0	0	5	2
NL		22	5	4	-2	6	1	5	-3	1	0	0	0	0	0	3	-3
AT		10	0	5	1	7	0	11	-1	4	2	0	0	0	0	5	-4
PL		23	0	5	-2	6	0	9	1	7	1	0	0	0	0	4	2
PT		9	0	3	-1	7	0	14	-5	5	2	1	0	0	0	17	-2
RO		16	2	6	0	6	-2	6	0	6	1	1	1	1	1	6	0
SI		20	3	7	0	6	-2	16	1	2	0	1	0	0	0	8	-1
SK		13	0	8	-2	6	0	11	1	2	-1	1	0	1	1	4	0
FI		16	-4	4	1	7	-1	13	-1	1	1	0	0	0	0	7	-1
SE		13	-2	1	1	3	0	8	-2	1	0	0	0	0	0	5	2

QE2b Any others? (MAX. 3 ANSWERS) (%)





























		Scientific research and innovation		Education, training, culture and media		Transport and energy infrastructures		Competitiveness and SMEs		Digital infrastructures		Climate change and environmental protection		Agriculture and rural development		Regional investment	
		Mar/Apr 2026	Diff. Mar/Apr 2026 - Oct/Nov 2025	Mar/Apr 2026	Diff. Mar/Apr 2026 - Oct/Nov 2025	Mar/Apr 2026	Diff. Mar/Apr 2026 - Oct/Nov 2025	Mar/Apr 2026	Diff. Mar/Apr 2026 - Oct/Nov 2025	Mar/Apr 2026	Diff. Mar/Apr 2026 - Oct/Nov 2025	Mar/Apr 2026	Diff. Mar/Apr 2026 - Oct/Nov 2025	Mar/Apr 2026	Diff. Mar/Apr 2026 - Oct/Nov 2025	Mar/Apr 2026	Diff. Mar/Apr 2026 - Oct/Nov 2025
EU27		13	0	10	0	18	1	7	0	9	0	20	-1	16	0	12	1
EURO		14	1	10	0	19	2	7	0	10	1	20	-1	16	0	11	1
NON EURO		11	-1	9	-1	16	-1	7	1	9	1	19	-1	19	0	14	0
BE		16	0	12	0	14	-1	10	2	10	1	18	1	15	0	15	2
BG		16	3	10	-1	23	7	8	-1	11	-1	19	0	15	-1	12	0
CZ		14	2	8	-1	19	-3	6	0	12	1	23	2	16	0	13	-2
DK		14	1	8	-2	19	1	9	2	7	-1	29	-1	32	-2	27	2
DE		9	1	3	-1	17	1	4	-1	9	1	21	-2	17	-2	8	-2
EE		6	-2	9	0	23	3	5	1	11	4	31	5	13	1	11	-2
IE		11	-2	14	-2	21	1	7	1	10	3	23	-2	19	-3	14	0
EL		15	2	10	1	24	5	5	-1	18	-2	27	0	11	-2	13	0
ES		10	-1	14	2	19	3	6	-1	7	-1	15	-4	8	-2	10	4
FR		16	1	13	0	19	2	8	0	6	1	21	4	23	3	8	0
HR		13	-2	14	-2	17	-2	9	-1	11	-1	21	2	16	-1	16	5
IT		23	4	12	-1	18	-1	8	2	13	1	16	-4	12	2	12	2
CY		18	3	15	-2	16	6	6	-1	9	5	14	-1	15	-1	9	-1
LV		7	0	12	0	13	0	4	1	11	3	17	1	16	1	9	-1
LT		10	2	10	-2	22	4	6	2	7	1	15	2	18	-1	7	-3
LU		13	3	12	2	18	-4	8	2	9	3	14	0	13	0	15	2
HU		13	-1	12	0	15	-2	11	1	10	2	18	0	21	0	11	0
MT		13	-2	20	-2	13	-1	9	4	11	-1	15	2	12	2	34	14
NL		12	-2	8	-1	16	0	5	1	7	-2	30	1	19	-1	19	1
AT		15	0	9	-1	21	1	10	0	13	3	27	3	23	0	20	1
PL		8	-3	6	-2	13	-1	5	1	8	2	18	0	16	2	10	-1
PT		10	0	11	-3	22	8	8	0	11	-4	22	-2	15	-2	6	1
RO		10	-2	14	0	15	-2	7	-1	11	1	13	-4	17	0	13	0
SI		9	0	8	0	19	0	6	0	9	2	17	-1	16	-3	8	-1
SK		15	2	10	1	16	-2	7	1	12	3	21	0	12	1	14	0
FI		10	-2	3	-1	28	5	9	1	10	3	24	-1	26	2	28	2
SE		13	3	6	0	28	4	9	3	7	2	23	-1	38	-2	31	3

QE2b Any others? (MAX. 3 ANSWERS) (%)

		Assistance to EU neighbours, including candidate countries		Development and humanitarian aid to countries outside the EU		Security and defence		Immigration issues		Employment, social affairs and public health		Administrative and personnel costs, buildings		Preparedness and civil protection		Other (SPONTANEOUS)	
		Mar/Apr 2026		Mar/Apr 2026		Mar/Apr 2026		Mar/Apr 2026		Mar/Apr 2026		Mar/Apr 2026		Mar/Apr 2026		Mar/Apr 2026	
		16	1	14	0	29	2	21	0	15	1	23	2	9	1	1	0
		Diff. Mar/Apr 2026 - Oct/Nov 2025		Diff. Mar/Apr 2026 - Oct/Nov 2025		Diff. Mar/Apr 2026 - Oct/Nov 2025		Diff. Mar/Apr 2026 - Oct/Nov 2025		Diff. Mar/Apr 2026 - Oct/Nov 2025		Diff. Mar/Apr 2026 - Oct/Nov 2025		Diff. Mar/Apr 2026 - Oct/Nov 2025		Diff. Mar/Apr 2026 - Oct/Nov 2025	
EU27		16	1	14	0	29	2	21	0	15	1	23	2	9	1	1	0
EURO		17	1	14	0	30	3	22	1	16	2	25	2	8	1	1	0
NON EURO		15	1	13	0	27	-1	19	0	14	1	16	0	14	1	0	0
BE		14	-3	12	-5	33	0	21	-1	17	2	17	1	8	1	0	0
BG		15	-1	14	2	26	0	23	0	14	0	24	0	11	1	1	1
CZ		14	-1	15	1	30	0	28	3	11	-3	16	2	5	-2	0	0
DK		15	-1	17	-1	38	0	13	-1	13	3	23	0	12	3	0	0
DE		19	2	16	0	32	4	25	5	13	1	39	3	4	1	0	-1
EE		20	4	15	2	31	-5	20	0	10	-1	17	1	9	2	0	-1
IE		14	0	15	-1	26	-2	25	-1	21	3	18	3	6	2	0	0
EL		19	-1	10	-6	29	1	36	-1	10	-1	34	4	14	0	0	-1
ES		17	2	14	3	24	1	16	-3	20	6	26	1	6	1	1	0
FR		16	0	12	1	36	5	17	-2	15	3	15	0	7	2	1	0
HR		23	6	18	-3	26	0	28	5	16	-1	17	0	9	0	0	0
IT		11	-1	13	-1	26	4	22	-2	15	-3	25	4	13	0	1	0
CY		19	4	12	-1	38	5	39	-2	17	-1	21	4	5	-1	0	0
LV		15	0	12	-1	34	-9	24	1	11	2	14	1	12	-2	1	1
LT		16	3	11	0	37	-8	25	0	18	-2	12	-2	12	0	0	-1
LU		16	2	11	3	37	2	23	-6	16	3	23	0	4	-2	0	-1
HU		21	7	19	3	25	2	29	4	16	-3	12	0	13	0	0	0
MT		13	4	11	1	25	-3	22	4	25	-3	23	2	6	2	1	0
NL		17	5	16	5	38	1	27	0	17	3	18	3	5	0	0	0
AT		24	0	21	-2	24	1	19	0	23	-1	24	-3	8	1	0	-1
PL		11	0	11	1	26	0	17	-2	15	3	15	2	19	2	0	0
PT		24	2	19	-5	16	1	20	4	17	2	22	4	10	0	1	1
RO		17	0	13	0	23	-1	18	2	15	1	13	-3	14	1	0	0
SI		13	1	12	3	32	7	20	0	15	2	24	5	7	1	1	0
SK		22	0	16	-5	24	3	26	1	15	0	23	5	5	-5	1	0
FI		8	-4	7	1	34	-1	15	0	14	-2	27	2	8	2	0	0
SE		19	0	13	-1	35	-4	13	-1	13	3	25	0	8	-2	0	0

Standard Eurobarometer 105  
Spring 2026

QE2b Any others? (MAX. 3 ANSWERS) (%)

		None (SPONTANEOUS)		Don't know	
		Mar/Apr 2026	Diff. Mar/Apr 2026 - Oct/Nov 2025	Mar/Apr 2026	Diff. Mar/Apr 2026 - Oct/Nov 2025
EU27		1	0	3	-1
EURO		1	0	4	0
NON EURO		0	0	1	0
BE		0	0	2	1
BG		1	0	2	-1
CZ		0	0	2	1
DK		1	0	1	-1
DE		0	-1	4	-2
EE		1	1	4	0
IE		0	0	1	0
EL		0	0	1	1
ES		3	0	5	0
FR		1	-1	7	0
HR		0	0	1	1
IT		1	0	2	0
CY		1	0	2	1
LV		1	0	5	-1
LT		0	0	3	0
LU		0	-2	1	-2
HU		0	0	0	0
MT		1	-1	1	-1
NL		0	0	2	0
AT		0	0	2	0
PL		0	0	1	0
PT		0	0	4	0
RO		1	1	1	0
SI		1	0	3	0
SK		0	0	1	1
FI		1	0	4	-2
SE		1	1	2	0

QE2ab On which of the following do you think most of the EU budget is spent? Firstly?  
Any others? (MAX. 4 ANSWERS) (%)

		Scientific research and innovation		Education, training, culture and media		Transport and energy infrastructures		Competitiveness and SMEs		Digital infrastructures		Climate change and environmental protection		Agriculture and rural development		Regional investment	
		Mar/Apr 2026	Diff. Mar/Apr 2026 - Oct/Nov 2025	Mar/Apr 2026	Diff. Mar/Apr 2026 - Oct/Nov 2025	Mar/Apr 2026	Diff. Mar/Apr 2026 - Oct/Nov 2025	Mar/Apr 2026	Diff. Mar/Apr 2026 - Oct/Nov 2025	Mar/Apr 2026	Diff. Mar/Apr 2026 - Oct/Nov 2025	Mar/Apr 2026	Diff. Mar/Apr 2026 - Oct/Nov 2025	Mar/Apr 2026	Diff. Mar/Apr 2026 - Oct/Nov 2025	Mar/Apr 2026	Diff. Mar/Apr 2026 - Oct/Nov 2025
EU27		15	0	11	-1	21	1	8	0	11	1	23	-1	23	-1	14	1
EURO		15	0	11	-1	21	2	8	0	11	1	23	-1	22	-1	13	1
NON EURO		12	-2	10	-1	20	-2	8	0	11	1	23	-1	28	1	18	0
BE		18	-1	13	-1	19	2	11	1	12	0	21	0	21	-1	18	1
BG		16	1	11	0	25	7	9	-1	12	0	21	0	17	-1	15	1
CZ		16	3	9	-2	21	-5	7	0	13	0	28	2	20	-1	15	-4
DK		14	1	8	-3	21	3	10	2	7	-2	30	-2	54	1	28	1
DE		9	0	4	-1	19	0	5	-1	10	2	23	-2	28	-3	10	-1
EE		7	-1	10	0	28	2	6	1	12	3	35	5	17	3	14	-1
IE		12	-3	17	-1	26	2	9	1	12	4	27	-2	24	-4	19	2
EL		17	1	11	1	29	6	6	-1	22	1	30	0	14	-2	16	1
ES		11	-2	16	1	23	2	7	-1	7	-2	18	-5	12	-1	12	4
FR		17	0	13	-1	18	0	9	-1	6	0	23	4	26	0	9	1
HR		15	-3	16	-4	22	0	11	-1	14	-1	23	0	19	-1	19	4
IT		27	5	15	0	22	2	9	2	15	1	20	-3	14	1	14	1
CY		18	2	16	-3	16	4	7	0	9	4	15	-2	17	-2	9	-4
LV		7	1	12	0	15	1	4	0	10	2	18	-1	17	1	11	-1
LT		10	1	11	-3	24	2	8	1	8	2	18	3	20	-3	9	-2
LU		14	4	13	1	20	-5	9	2	9	2	16	-2	23	0	15	-1
HU		16	-1	13	-1	18	-2	14	-1	12	2	21	-1	24	-1	13	-1
MT		15	-3	24	-2	17	0	11	5	13	-1	18	-2	15	1	37	10
NL		13	-2	10	0	18	1	6	2	10	0	35	2	39	1	21	-1
AT		17	0	11	-1	24	2	11	0	16	5	30	4	32	2	23	0
PL		10	-3	8	-2	17	-3	6	0	11	3	23	-2	22	2	14	-1
PT		10	-2	11	-3	20	6	10	1	11	-3	22	-1	17	-1	8	2
RO		12	-3	17	0	20	-3	9	-1	13	1	15	-6	20	-3	17	0
SI		10	0	8	-1	23	1	9	1	10	2	19	0	21	-2	11	-1
SK		17	2	11	0	20	-3	9	0	15	4	25	-1	16	1	20	3
FI		11	-1	3	-2	30	7	11	3	10	3	27	-1	37	3	34	1
SE		13	2	6	0	32	3	9	3	7	2	25	-1	59	-1	37	2





























Standard Eurobarometer 105  
Spring 2026

QE2ab On which of the following do you think most of the EU budget is spent? Firstly?  
Any others? (MAX. 4 ANSWERS) (%)

		Assistance to EU neighbours, including candidate countries		Development and humanitarian aid to countries outside the EU		Security and defence		Immigration issues		Employment, social affairs and public health		Administrative and personnel costs, buildings		Preparedness and civil protection		Other (SPONTANEOUS)	
		Mar/Apr 2026		Mar/Apr 2026		Mar/Apr 2026		Mar/Apr 2026		Mar/Apr 2026		Mar/Apr 2026		Mar/Apr 2026		Mar/Apr 2026	
			Diff.		Diff.		Diff.		Diff.		Diff.		Diff.		Diff.		Diff.
EU27		20	1	17	1	39	3	24	0	19	1	32	1	10	1	1	0
EURO		20	0	16	0	39	3	25	0	19	1	35	2	8	0	1	0
NON EURO		20	2	17	1	40	1	22	-1	18	0	21	-1	17	1	0	0
BE		19	-4	14	-5	45	2	26	-1	23	2	27	2	9	0	0	0
BG		17	0	15	2	37	4	27	1	18	0	31	0	12	2	2	1
CZ		19	1	18	1	40	1	32	1	13	-3	20	2	6	-2	0	0
DK		17	0	19	-1	48	3	13	-1	15	3	29	-2	12	3	0	0
DE		23	1	18	0	41	6	28	4	16	2	50	-1	5	1	1	0
EE		25	5	17	0	44	-4	21	-1	12	-1	21	1	10	2	1	-1
IE		18	1	17	1	34	-1	31	-3	26	3	23	2	6	2	0	0
EL		22	-2	12	-5	37	-4	42	0	12	-2	46	6	17	1	1	0
ES		19	3	16	3	33	0	18	-5	27	8	38	0	6	0	2	0
FR		19	-2	13	1	43	3	18	-2	17	0	20	-1	6	0	1	0
HR		30	10	22	-3	35	0	33	3	23	-2	26	0	10	0	1	1
IT		15	0	18	1	36	5	28	-1	19	-3	35	7	13	-1	1	0
CY		20	2	13	0	48	9	43	-4	19	-1	28	3	7	0	0	0
LV		16	-1	13	0	48	-6	23	0	12	2	19	2	12	-2	2	1
LT		19	4	12	0	56	-5	26	-1	22	-2	19	0	13	1	1	0
LU		20	1	12	1	46	0	25	-8	18	1	35	2	6	-1	1	0
HU		28	8	23	3	35	2	34	1	21	-4	15	-1	15	0	0	0
MT		17	4	12	-1	36	-1	27	6	33	-1	33	-1	7	2	1	0
NL		21	5	19	4	51	5	30	0	21	4	22	2	6	1	0	0
AT		30	2	25	-1	30	1	22	2	28	1	31	-2	11	2	0	-1
PL		16	1	16	2	42	0	20	-4	20	3	22	2	23	1	0	0
PT		30	6	19	-5	21	1	19	3	20	2	30	0	13	2	2	1
RO		23	0	18	1	33	0	22	1	19	-2	17	-4	18	2	1	1
SI		18	1	14	3	43	8	24	0	19	0	34	5	8	0	1	-1
SK		31	1	20	-6	33	2	31	0	19	0	30	5	7	-5	1	0
FI		12	-3	8	1	43	-2	18	2	19	-3	35	2	8	2	0	0
SE		22	-2	15	-1	42	-4	13	0	15	2	30	-2	8	-2	1	1

Standard Eurobarometer 105  
Spring 2026

QE2ab On which of the following do you think most of the EU budget is spent? Firstly?  
Any others? (MAX. 4 ANSWERS) (%)

		None (SPONTANEOUS)		Don't know	
		Mar/Apr 2026	Diff. Mar/Apr 2026 - Oct/Nov 2025	Mar/Apr 2026	Diff. Mar/Apr 2026 - Oct/Nov 2025
EU27		0	0	8	0
EURO		1	1	9	0
NON EURO		0	0	6	1
BE		0	0	5	1
BG		1	0	11	-2
CZ		0	0	11	2
DK		0	0	7	0
DE		0	0	7	0
EE		1	1	10	0
IE		0	0	7	-1
EL		0	0	5	0
ES		1	0	9	0
FR		1	1	16	2
HR		0	0	4	0
IT		1	0	6	-3
CY		0	-1	12	0
LV		0	0	17	0
LT		0	0	9	1
LU		0	0	9	4
HU		0	0	7	2
MT		0	0	5	2
NL		0	0	3	-3
AT		0	0	5	-4
PL		0	0	4	2
PT		0	0	17	-2
RO		1	1	6	0
SI		0	0	8	-1
SK		0	0	4	0
FI		0	0	7	-1
SE		0	0	5	2





























QE3a And on which of the following would you like EU budget to be spent? Firstly? (%)

		Scientific research and innovation		Education, training, youth, culture and media		Transport and energy infrastructures		Competitiveness and SMEs		Digital infrastructures		Climate change and environmental protection		Agriculture and rural development		Regional investment		Assistance to EU neighbours, including candidate countries		Development and humanitarian aid to countries outside the EU	
		Mar/Apr 2026	Diff. Mar/Apr 2026 - Oct/Nov 2025	Mar/Apr 2026	Diff. Mar/Apr 2026 - Oct/Nov 2025	Mar/Apr 2026	Diff. Mar/Apr 2026 - Oct/Nov 2025	Mar/Apr 2026	Diff. Mar/Apr 2026 - Oct/Nov 2025	Mar/Apr 2026	Diff. Mar/Apr 2026 - Oct/Nov 2025	Mar/Apr 2026	Diff. Mar/Apr 2026 - Oct/Nov 2025	Mar/Apr 2026	Diff. Mar/Apr 2026 - Oct/Nov 2025	Mar/Apr 2026	Diff. Mar/Apr 2026 - Oct/Nov 2025	Mar/Apr 2026	Diff. Mar/Apr 2026 - Oct/Nov 2025	Mar/Apr 2026	Diff. Mar/Apr 2026 - Oct/Nov 2025
EU27		5	-1	9	-2	4	0	4	0	2	0	9	0	7	1	5	0	2	0	2	0
EURO		6	0	10	-2	4	1	4	0	2	0	9	0	7	2	4	0	2	1	1	-1
NON EURO		4	0	6	0	6	1	4	0	3	1	10	1	7	-2	6	-1	4	1	3	0
BE		6	1	8	-2	4	1	5	0	2	1	9	-1	6	0	6	2	1	-1	3	1
BG		2	-1	8	-3	5	0	5	0	1	-1	3	-1	12	-2	11	2	2	1	2	1
CZ		6	1	5	-2	7	0	3	-2	3	1	3	0	7	-2	6	0	2	1	1	0
DK		4	-3	4	-3	3	0	3	0	2	0	25	1	2	0	2	0	2	1	2	0
DE		4	-1	9	-2	6	0	8	3	4	1	10	-1	5	2	6	1	1	0	1	-1
EE		5	0	12	-3	7	4	6	2	2	0	3	0	9	-2	3	-2	1	0	1	0
IE		3	0	9	0	4	1	2	0	2	1	7	-1	6	0	6	1	2	1	1	-1
EL		4	-1	13	-1	4	2	5	0	1	0	5	1	10	-2	1	-1	1	-1	1	-1
ES		7	0	11	-2	2	1	2	-1	0	0	4	1	8	2	1	3	1	1	1	-1
FR		5	0	13	-3	2	0	4	-1	1	0	12	3	11	5	3	-1	1	0	1	-1
HR		4	1	10	-1	4	0	4	-1	2	0	7	2	14	2	7	0	4	2	3	-1
IT		10	1	7	-3	4	0	3	0	3	1	10	1	4	-1	5	1	2	0	3	0
CY		6	2	17	3	2	0	2	-1	1	1	3	-1	7	1	0	0	1	1	1	0
LV		4	1	11	-2	3	1	3	0	0	-1	2	0	11	0	4	-2	1	0	1	0
LT		2	-1	15	2	2	-2	2	0	2	1	2	0	8	3	4	-1	2	0	0	-1
LU		6	-1	10	-2	5	3	4	1	1	0	9	2	7	1	3	0	2	0	2	0
HU		3	0	8	2	4	0	5	-2	2	0	9	1	9	2	5	-1	5	1	3	0
MT		6	1	18	2	6	1	3	0	3	0	7	-7	5	3	8	1	1	-1	1	0
NL		5	-1	9	0	3	0	2	1	3	0	16	-3	2	0	2	-1	1	0	2	0
AT		4	0	9	1	3	0	3	-2	3	1	9	-1	9	0	15	-2	3	1	2	0
PL		3	0	5	1	6	1	3	1	4	1	8	4	6	-2	7	-1	5	2	3	-1
PT		2	0	13	5	3	1	2	0	1	0	4	-1	5	-1	2	1	1	-1	3	0
RO		4	1	9	0	7	2	4	0	3	0	4	-2	11	-3	6	-1	4	0	5	1
SI		5	-2	9	-2	3	-1	6	-1	2	1	5	1	20	5	4	0	1	0	1	-1
SK		4	0	10	0	5	-1	6	2	2	-1	3	-2	13	1	12	1	3	0	1	-2
FI		8	2	3	-2	4	2	7	2	2	1	10	-3	9	-2	6	1	2	1	1	1
SE		9	1	5	0	6	2	5	0	1	0	29	2	6	0	3	-1	1	0	1	-1





























QE3a And on which of the following would you like EU budget to be spent? Firstly? (%)

		Security and defence		Immigration issues		Employment, social affairs and public health		Housing		Preparedness and civil protection		Other (SPONTANEOUS)		None (SPONTANEOUS)		Don't know	
		Mar/Apr 2026	Diff. Mar/Apr 2026 - Oct/Nov 2025	Mar/Apr 2026	Diff. Mar/Apr 2026 - Oct/Nov 2025	Mar/Apr 2026	Diff. Mar/Apr 2026 - Oct/Nov 2025	Mar/Apr 2026	Diff. Mar/Apr 2026 - Oct/Nov 2025	Mar/Apr 2026	Diff. Mar/Apr 2026 - Oct/Nov 2025	Mar/Apr 2026	Diff. Mar/Apr 2026 - Oct/Nov 2025	Mar/Apr 2026	Diff. Mar/Apr 2026 - Oct/Nov 2025	Mar/Apr 2026	Diff. Mar/Apr 2026 - Oct/Nov 2025
EU27		15	2	5	0	17	-1	7	0	3	0	1	1	1	1	2	-1
EURO		14	2	5	-1	19	0	8	0	2	0	1	0	0	-1	2	-1
NON EURO		20	3	3	0	11	-3	5	-1	6	0	0	0	0	0	2	0
BE		19	3	6	-4	16	1	6	-1	2	0	0	0	0	-1	1	0
BG		11	5	1	-1	27	2	2	-1	3	0	0	0	1	0	4	-1
CZ		17	2	3	0	15	1	12	-2	3	0	0	0	1	1	6	1
DK		30	6	3	0	9	-2	1	0	3	0	0	0	0	-1	5	1
DE		15	1	4	0	14	1	8	1	1	-1	1	0	1	0	2	-4
EE		19	-4	3	2	18	2	3	1	4	0	1	0	0	0	3	0
IE		8	2	5	-4	15	0	27	0	1	1	0	-1	0	0	2	0
EL		10	4	3	0	35	-3	3	1	3	1	1	1	0	0	0	0
ES		6	0	3	1	28	-2	20	1	1	-1	1	0	0	0	1	0
FR		16	2	6	-1	14	-4	5	0	2	1	1	1	0	-1	3	0
HR		9	1	3	-1	18	-4	7	-3	2	1	0	0	0	0	2	2
IT		14	3	9	-1	18	0	1	-1	3	0	1	1	1	0	2	-2
CY		12	0	4	-4	18	-2	22	4	1	-1	0	0	0	-1	3	-2
LV		29	3	2	1	18	0	4	-1	4	0	1	1	0	0	2	-1
LT		30	4	3	1	19	-4	5	1	2	-2	0	0	0	0	2	-1
LU		20	5	3	-1	12	-5	12	-3	2	0	0	0	0	0	2	0
HU		19	5	4	-2	12	-8	7	2	4	1	0	0	0	0	1	-1
MT		8	1	5	0	22	-2	4	1	2	0	0	0	0	0	1	0
NL		27	6	6	-1	9	-1	8	-1	2	1	0	0	2	1	1	-1
AT		11	-1	3	0	16	3	4	0	4	2	1	0	0	-1	1	-1
PL		24	1	3	-1	8	-3	5	-2	9	0	0	0	0	0	1	-1
PT		9	4	3	-1	38	-6	10	1	2	0	0	0	0	0	2	-2
RO		16	5	3	0	11	-3	3	-1	6	-1	0	0	1	1	3	1
SI		6	0	2	0	22	0	11	0	2	0	0	0	0	0	1	0
SK		8	2	3	1	20	-1	7	0	2	0	0	0	0	0	1	0
FI		22	1	1	-1	17	-4	2	1	3	0	0	0	0	0	3	0
SE		13	-2	2	1	14	-3	1	1	3	2	0	-1	0	-1	1	0

QE3b Any others? (MAX. 3 ANSWERS) (%)





























		Scientific research and innovation		Education, training, youth, culture and media		Transport and energy infrastructures		Competitiveness and SMEs		Digital infrastructures		Climate change and environmental protection		Agriculture and rural development		Regional investment	
		Mar/Apr 2026	Diff. Mar/Apr 2026 - Oct/Nov 2025	Mar/Apr 2026	Diff. Mar/Apr 2026 - Oct/Nov 2025	Mar/Apr 2026	Diff. Mar/Apr 2026 - Oct/Nov 2025	Mar/Apr 2026	Diff. Mar/Apr 2026 - Oct/Nov 2025	Mar/Apr 2026	Diff. Mar/Apr 2026 - Oct/Nov 2025	Mar/Apr 2026	Diff. Mar/Apr 2026 - Oct/Nov 2025	Mar/Apr 2026	Diff. Mar/Apr 2026 - Oct/Nov 2025	Mar/Apr 2026	Diff. Mar/Apr 2026 - Oct/Nov 2025
EU27		19	0	27	-2	16	1	11	0	9	2	20	0	21	2	13	0
EURO		20	0	29	-3	16	2	12	1	9	1	21	0	21	2	13	0
NON EURO		16	1	19	-2	17	0	9	-1	8	2	17	-1	20	0	13	-2
BE		20	1	28	-4	12	1	8	0	8	0	21	1	19	3	15	2
BG		10	-1	31	-1	24	3	20	0	7	0	14	0	35	4	25	0
CZ		19	1	19	1	24	-2	12	-2	10	3	9	-2	24	4	16	-1
DK		29	2	24	-4	20	2	10	0	14	3	46	2	12	0	8	0
DE		16	-3	27	-3	22	1	16	2	13	1	22	0	15	0	13	1
EE		18	-2	34	4	21	7	14	2	8	1	9	2	29	4	11	-1
IE		12	0	29	0	23	4	6	-3	6	-1	18	-1	14	1	13	-5
EL		22	4	38	-3	14	0	27	0	5	-1	18	-4	42	1	10	0
ES		20	-1	38	-1	9	0	9	1	4	2	13	-4	18	1	7	2
FR		18	0	31	-3	10	3	11	-1	5	0	25	3	30	7	11	0
HR		16	2	24	-2	19	0	14	0	6	-1	21	-1	31	1	20	3
IT		30	3	23	-2	21	1	8	1	12	3	25	6	19	0	12	-4
CY		15	-1	44	3	9	2	9	4	4	1	12	-5	34	9	1	-2
LV		13	-1	32	-3	16	3	10	-4	6	2	7	-1	33	2	14	-5
LT		13	-1	35	-1	16	4	4	-2	6	0	11	0	23	6	20	2
LU		17	0	34	-1	14	4	12	0	6	2	19	3	15	-7	12	2
HU		13	1	20	-4	16	-5	15	2	7	1	21	-1	26	3	13	2
MT		20	7	40	3	26	3	7	3	14	6	20	-5	15	2	28	6
NL		23	2	26	-5	15	0	6	1	15	0	32	1	12	3	10	2
AT		16	-2	29	2	19	3	18	-1	11	-1	23	-3	30	1	32	2
PL		9	-1	12	-1	11	-1	6	0	7	1	13	0	19	4	12	-2
PT		12	-3	35	-2	9	2	10	-2	4	1	18	0	23	0	21	1
RO		11	1	28	2	17	0	10	0	8	2	10	-5	23	-6	16	-3
SI		10	-3	24	-4	16	2	18	4	6	0	17	0	35	5	9	-2
SK		12	-1	30	3	21	1	9	1	6	-2	13	-3	34	4	33	3
FI		28	3	19	-3	16	5	19	5	11	5	26	-1	22	1	21	2
SE		40	4	25	-7	27	10	11	0	7	1	42	-2	19	2	15	0

QE3b Any others? (MAX. 3 ANSWERS) (%)

		Assistance to EU neighbours, including candidate countries		Development and humanitarian aid to countries outside the EU		Security and defence		Immigration issues		Employment, social affairs and public health		Housing		Preparedness and civil protection		Other (SPONTANEOUS)	
		Mar/Apr 2026		Mar/Apr 2026		Mar/Apr 2026		Mar/Apr 2026		Mar/Apr 2026		Mar/Apr 2026		Mar/Apr 2026		Mar/Apr 2026	
		6	1	6	0	28	2	15	-1	30	0	20	0	11	1	1	0
		Diff.	Mar/Apr 2026 - Oct/Nov 2025	Diff.	Mar/Apr 2026 - Oct/Nov 2025	Diff.	Mar/Apr 2026 - Oct/Nov 2025	Diff.	Mar/Apr 2026 - Oct/Nov 2025	Diff.	Mar/Apr 2026 - Oct/Nov 2025	Diff.	Mar/Apr 2026 - Oct/Nov 2025	Diff.	Mar/Apr 2026 - Oct/Nov 2025	Diff.	Mar/Apr 2026 - Oct/Nov 2025
EU27		6	1	6	0	28	2	15	-1	30	0	20	0	11	1	1	0
EURO		5	1	6	0	27	1	16	-1	31	0	22	0	9	1	1	0
NON EURO		8	0	9	1	28	1	12	0	24	-2	13	-1	18	2	0	0
BE		6	1	6	-1	33	4	19	-3	24	-3	16	-1	10	-1	0	0
BG		7	0	4	-2	19	2	8	2	43	2	8	-2	11	0	0	0
CZ		4	-1	4	0	31	8	9	-4	25	-1	35	4	10	-1	0	0
DK		8	0	13	2	45	-1	15	-1	28	2	5	-1	18	-3	0	0
DE		3	0	5	0	32	2	14	1	26	2	25	0	9	1	2	0
EE		5	1	3	-1	28	1	7	-2	35	1	12	-2	16	-1	2	0
IE		6	2	7	2	21	2	20	-5	34	-1	45	-1	4	0	0	0
EL		4	-1	6	-1	21	4	13	-4	56	-4	13	-4	17	5	0	0
ES		7	1	4	-1	18	1	10	-5	49	1	45	3	4	0	0	0
FR		4	1	5	1	33	4	16	-4	30	0	22	1	7	1	0	-1
HR		11	0	10	-1	23	3	12	2	34	-3	19	-3	7	1	1	1
IT		6	1	9	1	24	0	25	0	23	-3	7	0	12	2	1	1
CY		3	0	3	-2	37	3	12	-2	43	2	39	-5	9	6	0	0
LV		5	1	3	0	35	4	11	3	29	-5	16	2	15	2	0	0
LT		6	1	3	-1	33	-1	15	-1	39	0	13	-1	10	-6	0	0
LU		6	1	6	-1	34	8	15	0	29	2	34	0	10	3	0	0
HU		11	2	9	-1	27	2	19	3	30	0	12	0	12	4	0	0
MT		6	3	6	3	17	0	11	-5	27	-6	17	0	9	-3	0	0
NL		7	2	8	-2	40	5	18	-2	24	1	23	-2	12	3	0	0
AT		5	-2	7	1	24	2	12	0	36	-4	17	4	13	1	2	1
PL		9	1	9	1	29	-2	11	-1	20	1	13	-3	24	4	0	0
PT		5	2	7	-1	23	-6	14	-2	47	-1	34	-6	22	7	0	0
RO		10	1	8	-1	21	0	10	2	25	-3	11	-1	16	0	0	0
SI		4	-1	4	0	15	2	8	2	36	3	26	0	6	-1	0	0
SK		4	-3	4	-2	21	3	9	0	39	1	22	6	7	0	0	0
FI		6	2	3	0	40	-6	7	1	37	-1	7	-2	14	1	0	0
SE		7	1	10	-4	31	3	10	-1	31	-4	5	1	19	5	0	0





























Standard Eurobarometer 105  
Spring 2026

QE3b Any others? (MAX. 3 ANSWERS) (%)

		None (SPONTANEOUS)		Don't know	
		Mar/Apr 2026	Diff. Mar/Apr 2026 - Oct/Nov 2025	Mar/Apr 2026	Diff. Mar/Apr 2026 - Oct/Nov 2025
EU27		0	0	1	0
EURO		0	-1	1	0
NON EURO		0	0	1	0
BE		0	0	1	1
BG		0	0	1	0
CZ		0	0	1	0
DK		1	0	0	-1
DE		0	0	0	0
EE		1	1	2	0
IE		0	0	1	0
EL		0	0	0	0
ES		1	0	1	0
FR		0	-1	2	0
HR		0	0	1	1
IT		0	0	0	0
CY		1	1	0	0
LV		0	0	1	0
LT		0	0	0	0
LU		0	0	0	-1
HU		0	0	0	0
MT		0	-1	0	-1
NL		1	0	0	0
AT		0	0	0	-1
PL		0	0	1	1
PT		0	0	1	1
RO		0	0	1	1
SI		0	-1	0	-1
SK		0	0	0	0
FI		0	-1	1	-2
SE		1	0	1	0

Standard Eurobarometer 105  
Spring 2026

QE3ab And on which of the following would you like EU budget to be spent? Firstly? Any others? (MAX. 4 ANSWERS) (%)

		Scientific research and innovation		Education, training, youth, culture and media		Transport and energy infrastructures		Competitiveness and SMEs		Digital infrastructures		Climate change and environmental protection		Agriculture and rural development		Regional investment	
		Mar/Apr 2026	Diff. Mar/Apr 2026 - Oct/Nov 2025	Mar/Apr 2026	Diff. Mar/Apr 2026 - Oct/Nov 2025	Mar/Apr 2026	Diff. Mar/Apr 2026 - Oct/Nov 2025	Mar/Apr 2026	Diff. Mar/Apr 2026 - Oct/Nov 2025	Mar/Apr 2026	Diff. Mar/Apr 2026 - Oct/Nov 2025	Mar/Apr 2026	Diff. Mar/Apr 2026 - Oct/Nov 2025	Mar/Apr 2026	Diff. Mar/Apr 2026 - Oct/Nov 2025	Mar/Apr 2026	Diff. Mar/Apr 2026 - Oct/Nov 2025
EU27		23	0	33	-3	19	2	15	1	11	2	27	0	26	2	17	0
EURO		24	0	35	-4	19	2	15	1	11	2	28	1	26	3	16	0
NON EURO		19	1	23	-3	21	1	12	-1	10	2	25	0	26	-1	18	-3
BE		24	2	34	-4	16	3	12	-1	10	1	27	-1	24	4	20	4
BG		12	-1	36	-2	26	3	23	0	8	0	16	-1	41	2	32	2
CZ		23	2	22	0	28	-2	14	-4	12	4	11	-2	27	1	20	-1
DK		31	0	26	-6	22	2	13	1	15	3	57	1	14	0	9	-1
DE		19	-3	33	-3	26	2	22	5	16	2	29	0	18	1	17	1
EE		21	-2	41	2	26	10	18	4	10	1	11	1	35	2	13	-3
IE		14	0	35	1	26	5	8	-3	8	1	24	-1	19	2	18	-3
EL		24	2	46	-3	18	2	31	0	6	-1	22	-3	48	0	11	-1
ES		25	-1	44	-2	10	1	11	1	5	2	16	-4	24	3	9	3
FR		22	1	38	-5	12	3	14	-2	5	0	33	4	37	10	13	-1
HR		19	3	31	-3	22	0	17	-1	8	0	25	-1	40	2	25	2
IT		37	5	28	-3	24	2	11	2	14	4	31	5	21	-1	16	-3
CY		20	2	52	5	10	2	11	3	5	2	15	-4	37	9	2	-1
LV		16	-1	38	-5	19	4	12	-5	6	1	8	-1	40	2	17	-6
LT		14	-3	44	0	17	2	6	-2	8	1	12	-1	29	8	23	1
LU		22	-1	40	-1	18	6	16	1	7	2	26	4	20	-6	14	1
HU		16	1	26	-2	20	-3	19	0	8	0	28	0	33	5	17	1
MT		24	7	50	4	30	3	10	4	17	6	26	-9	19	5	33	6
NL		27	1	32	-4	18	1	8	2	18	2	42	-1	13	2	12	1
AT		19	-2	35	3	21	3	21	-1	14	1	30	-3	37	2	42	1
PL		11	-2	16	-1	16	0	9	2	10	2	20	4	23	2	18	-2
PT		13	-3	43	3	11	3	11	-3	5	2	21	0	26	-1	22	2
RO		14	1	33	0	22	1	13	0	10	2	13	-7	31	-7	20	-4
SI		15	-4	31	-4	19	2	23	3	8	0	20	0	48	8	12	-3
SK		15	-1	36	2	24	-1	14	2	8	-3	15	-6	42	4	41	4
FI		33	4	21	-5	19	6	24	6	12	5	32	-3	28	-1	24	2
SE		45	4	29	-6	31	11	15	0	8	1	59	1	24	2	17	-1





























Standard Eurobarometer 105  
Spring 2026

QE3ab And on which of the following would you like EU budget to be spent? Firstly? Any others? (MAX. 4 ANSWERS) (%)

		Assistance to EU neighbours, including candidate countries		Development and humanitarian aid to countries outside the EU		Security and defence		Immigration issues		Employment, social affairs and public health		Housing		Preparedness and civil protection		Other (SPONTANEOUS)	
		Mar/Apr 2026		Mar/Apr 2026		Mar/Apr 2026		Mar/Apr 2026		Mar/Apr 2026		Mar/Apr 2026		Mar/Apr 2026		Mar/Apr 2026	
			Diff.		Diff.		Diff.		Diff.		Diff.		Diff.		Diff.		Diff.
EU27		8	2	8	0	38	3	18	-2	41	-1	26	0	14	2	1	0
EURO		7	1	7	-1	37	3	19	-2	43	-1	28	1	11	1	1	0
NON EURO		12	2	11	0	42	3	14	0	32	-4	17	-2	23	3	0	0
BE		7	-1	8	-1	45	5	24	-5	36	-2	21	-1	12	0	0	0
BG		8	0	6	-1	27	6	8	0	56	3	9	-3	13	0	0	0
CZ		5	-1	5	0	41	7	11	-4	35	1	40	1	12	-1	0	0
DK		9	1	14	2	60	3	17	0	33	0	5	-2	19	-3	0	0
DE		4	0	5	-1	41	3	17	1	36	4	31	2	10	0	2	0
EE		6	1	4	-1	41	-1	9	-1	46	2	14	-2	19	-1	2	-1
IE		7	2	8	2	27	4	24	-7	43	0	59	0	5	1	0	-1
EL		5	-1	7	-2	29	7	16	-3	71	-4	15	-3	19	5	0	0
ES		10	2	5	-1	23	1	12	-4	63	0	55	3	5	-1	1	0
FR		5	2	5	-1	42	4	21	-4	39	-3	25	0	9	2	1	0
HR		14	2	12	-3	29	3	15	2	45	-5	24	-6	9	2	1	1
IT		9	2	11	1	34	3	31	-1	36	-2	8	-1	14	1	1	1
CY		4	1	4	-2	43	3	16	-4	52	1	51	0	9	4	0	0
LV		6	1	4	1	53	5	13	4	41	-4	19	1	18	2	1	1
LT		7	0	4	-1	52	1	16	-1	50	-2	17	0	12	-8	0	0
LU		7	1	8	0	46	10	17	-1	37	-2	41	-2	12	3	0	0
HU		16	4	11	-1	40	6	22	1	38	-6	18	2	15	4	0	0
MT		6	1	6	2	23	0	15	-5	43	-6	20	0	11	-2	0	0
NL		8	2	10	-1	56	8	22	-3	30	1	29	-2	14	5	0	0
AT		8	-1	9	1	32	1	14	-1	46	-1	21	4	16	3	2	0
PL		13	3	12	0	45	-2	14	-2	26	-1	17	-5	31	4	0	0
PT		7	3	10	0	29	-2	16	-3	66	-3	40	-3	23	7	0	0
RO		13	0	12	0	33	4	13	3	32	-5	13	-3	20	-1	0	0
SI		5	-1	5	-1	20	2	10	3	50	3	34	0	7	-2	0	0
SK		7	-2	5	-4	27	4	11	0	51	1	27	5	9	0	0	0
FI		7	2	3	-1	52	-4	7	0	47	-3	9	0	16	1	0	0
SE		8	2	11	-4	39	1	12	0	40	-5	6	1	21	6	1	0





























Standard Eurobarometer 105  
Spring 2026

QE3ab And on which of the following would you like EU budget to be spent? Firstly? Any others? (MAX. 4 ANSWERS) (%)

		None (SPONTANEOUS)		Don't know	
		Mar/Apr 2026	Diff. Mar/Apr 2026 - Oct/Nov 2025	Mar/Apr 2026	Diff. Mar/Apr 2026 - Oct/Nov 2025
EU27		0	-1	2	-1
EURO		0	-1	2	-1
NON EURO		0	0	3	1
BE		0	-1	1	0
BG		1	0	4	-1
CZ		1	1	6	1
DK		0	-1	4	0
DE		1	0	2	-4
EE		0	0	3	0
IE		0	0	2	0
EL		0	0	0	0
ES		0	0	1	0
FR		0	-1	3	0
HR		0	0	2	2
IT		1	0	2	-2
CY		0	-1	3	-2
LV		0	0	2	0
LT		0	0	2	-1
LU		0	0	2	0
HU		0	0	1	-1
MT		0	0	1	0
NL		2	1	1	-1
AT		0	0	1	-1
PL		0	0	1	0
PT		0	0	2	-2
RO		1	1	3	1
SI		0	0	1	0
SK		0	0	1	0
FI		0	0	3	0
SE		0	-1	1	0





























Standard Eurobarometer 105  
Spring 2026

QE4 Generally speaking, thinking about the EU budget, would you say that...? (%)

		It is spent on things that matter for EU citizens		It is spent on things that do not matter for EU citizens		Don't know	
		Mar/Apr 2026	Diff. Mar/Apr 2026 - Oct/Nov 2025	Mar/Apr 2026	Diff. Mar/Apr 2026 - Oct/Nov 2025	Mar/Apr 2026	Diff. Mar/Apr 2026 - Oct/Nov 2025
EU27		51	2	40	-1	9	-1
EURO		50	3	41	-2	9	-1
NON EURO		59	3	34	-3	7	0
BE		46	2	49	-3	5	1
BG		46	1	38	-3	16	2
CZ		46	1	41	-3	13	2
DK		81	7	15	-4	4	-3
DE		54	4	38	0	8	-4
EE		46	2	38	-4	16	2
IE		68	3	23	-3	9	0
EL		44	-3	53	4	3	-1
ES		43	-1	50	3	7	-2
FR		41	8	42	-8	17	0
HR		61	-7	33	5	6	2
IT		49	0	44	1	7	-1
CY		49	6	40	-6	11	0
LV		51	-2	37	4	12	-2
LT		61	3	28	-2	11	-1
LU		57	7	36	-5	7	-2
HU		54	-7	42	8	4	-1
MT		57	0	40	2	3	-2
NL		62	-3	36	5	2	-2
AT		52	4	41	-3	7	-1
PL		57	3	36	-4	7	1
PT		56	9	31	-5	13	-4
RO		54	0	39	-1	7	1
SI		45	-5	49	5	6	0
SK		57	4	40	-4	3	0
FI		68	3	23	-3	9	0
SE		76	8	17	-3	7	-5











Standard Eurobarometer 105  
Spring 2026

SD20 Generally speaking, do you think that the life of those in the EU who are children today will be easier, more difficult or about the same as the life of those from your own generation? (%)

		Easier		More difficult		About the same		Don't know	
		Mar/Apr 2026		Mar/Apr 2026		Mar/Apr 2026		Mar/Apr 2026	
			Diff. Mar/Apr 2026 - Jun/Jul 2022		Diff. Mar/Apr 2026 - Jun/Jul 2022		Diff. Mar/Apr 2026 - Jun/Jul 2022		Diff. Mar/Apr 2026 - Jun/Jul 2022
EU27		15	-3	59	3	24	0	2	0
EURO		14	-3	63	3	22	0	1	0
NON EURO		21	-3	44	3	33	0	2	0
BE		7	-5	70	5	23	1	0	-1
BG		25	-2	39	3	29	0	7	-1
CZ		6	-7	67	10	26	-2	1	-1
DK		17	-5	54	17	28	-12	1	0
DE		7	-6	69	6	23	1	1	-1
EE		22	-7	53	10	23	-2	2	-1
IE		22	-5	60	9	16	-4	2	0
EL		14	-1	60	-4	25	5	1	0
ES		17	-3	62	2	20	0	1	1
FR		7	-2	73	2	18	0	2	0
HR		23	2	46	-1	29	-1	2	0
IT		25	1	54	-1	20	0	1	0
CY		17	0	67	1	14	-2	2	1
LV		35	-3	37	7	24	-4	4	0
LT		39	-6	31	2	27	2	3	2
LU		10	-2	74	1	13	0	3	1
HU		19	-4	38	-10	42	14	1	0
MT		13	-7	79	14	7	-7	1	0
NL		10	-3	70	11	20	-7	0	-1
AT		9	0	57	3	31	-5	3	2
PL		27	-5	31	-2	41	7	1	0
PT		30	-7	52	6	17	1	1	0
RO		26	6	42	-3	29	-3	3	0
SI		17	-4	59	5	22	-3	2	2
SK		15	-2	52	2	31	-1	2	1
FI		17	-7	57	17	25	-10	1	0
SE		10	-6	70	25	20	-19	0	0

Standard Eurobarometer 105  
Spring 2026

SD20 Generally speaking, do you think that the life of those in the EU who are children today will be easier, more difficult or about the same as the life of those from your own generation? (%)

		Easier		More difficult		About the same		Don't know	
		Mar/Apr 2026	Diff. Mar/Apr 2026 - Jun/Jul 2022	Mar/Apr 2026	Diff. Mar/Apr 2026 - Jun/Jul 2022	Mar/Apr 2026	Diff. Mar/Apr 2026 - Jun/Jul 2022	Mar/Apr 2026	Diff. Mar/Apr 2026 - Jun/Jul 2022
EU27		15	-3	59	3	24	0	2	0
EURO		14	-3	63	3	22	0	1	0
NON EURO		21	-3	44	3	33	0	2	0
TR		45	-11	10	-19	44	30	1	0
MK		37	-6	34	2	27	4	2	0
ME		69	30	8	-27	23	-3	0	0
RS		39	9	30	0	30	-5	1	-4
AL		64	-9	15	-3	17	8	4	4
MD		46	-	29	-	16	-	9	-
UK		13	-5	61	-1	22	3	4	3
BA		34	-9	28	0	38	9	0	0
XK		64	-11	17	1	14	5	5	5
TCC		44	-30	20	4	36	29	0	-3
GE		61	-	13	-	14	-	12	-



Publications Office  
of the European Union

ISBN: 978-92-68-39723-7